

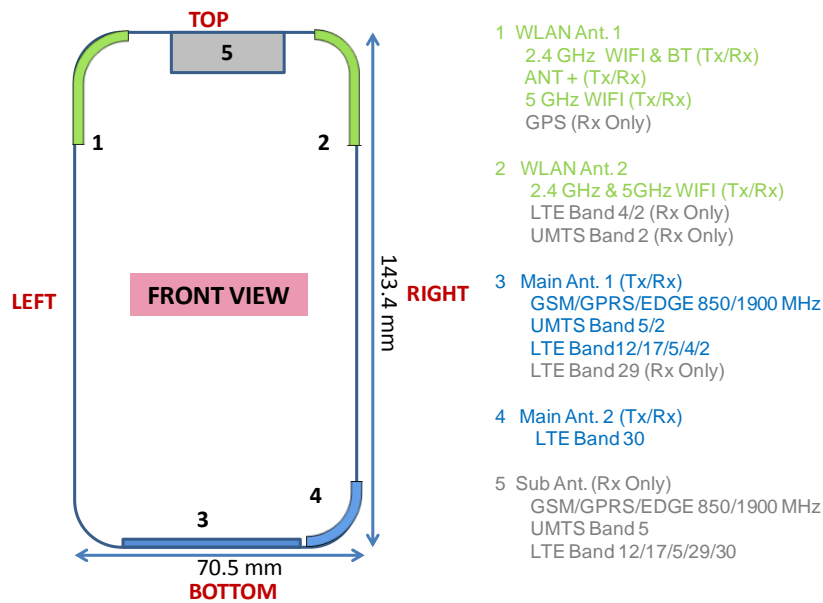


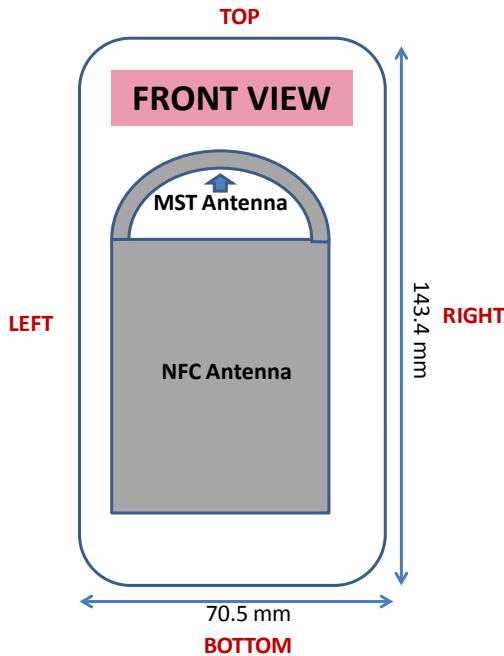
## APPENDIX F: DUT ANTENNA DIAGRAM & SAR TEST SETUP PHOTOGRAPHS

<b>FCC ID:</b> A3LSMG920A		<b>SAR EVALUATION REPORT</b>		<b>Reviewed by:</b> Quality Manager
<b>Test Dates:</b> 01/26/15 - 02/06/15	<b>DUT Type:</b> Portable Handset	APPENDIX F: Page 1 of 8		



Note: Exact antenna dimensions and separation distances are shown in the Technical Descriptions in the FCC Filing.

**Figure F-1**  
**DUT Antenna Locations**




**Figure F-2**  
**NFC Antenna Locations**



FCC ID: A3LSMG920A		SAR EVALUATION REPORT		Reviewed by: Quality Manager
Test Dates: 01/26/15 - 02/06/15	DUT Type: Portable Handset			APPENDIX F: Page 2 of 8




**SAR Test Setup Photo 1: Right Cheek**




**SAR Test Setup Photo 2: Right Tilt**



<b>FCC ID:</b> A3LSMG920A		<b>SAR EVALUATION REPORT</b>		<b>Reviewed by:</b> Quality Manager
<b>Test Dates:</b> 01/26/15 - 02/06/15	<b>DUT Type:</b> Portable Handset			<b>APPENDIX F:</b> Page 3 of 8




**SAR Test Setup Photo 3: Left Cheek**




**SAR Test Setup Photo 4: Left Tilt**



<b>FCC ID:</b> A3LSMG920A		<b>SAR EVALUATION REPORT</b>		<b>Reviewed by:</b> Quality Manager
<b>Test Dates:</b> 01/26/15 - 02/06/15	<b>DUT Type:</b> Portable Handset			<b>APPENDIX F:</b> Page 4 of 8



**SAR Test Setup Photo 5: Back Side at 15mm**



**SAR Test Setup Photo 6: Back Side at 10mm**



<b>FCC ID:</b> A3LSMG920A		<b>SAR EVALUATION REPORT</b>		<b>Reviewed by:</b> Quality Manager
<b>Test Dates:</b> 01/26/15 - 02/06/15	<b>DUT Type:</b> Portable Handset			<b>APPENDIX F:</b> Page 5 of 8



**SAR Test Setup Photo 7: Front Side at 10mm**



**SAR Test Setup Photo 8: Top Edge at 10mm**



<b>FCC ID:</b> A3LSMG920A		<b>SAR EVALUATION REPORT</b>		<b>Reviewed by:</b> Quality Manager
<b>Test Dates:</b> 01/26/15 - 02/06/15	<b>DUT Type:</b> Portable Handset			<b>APPENDIX F:</b> Page 6 of 8



**SAR Test Setup Photo 9: Bottom Edge at 10mm**

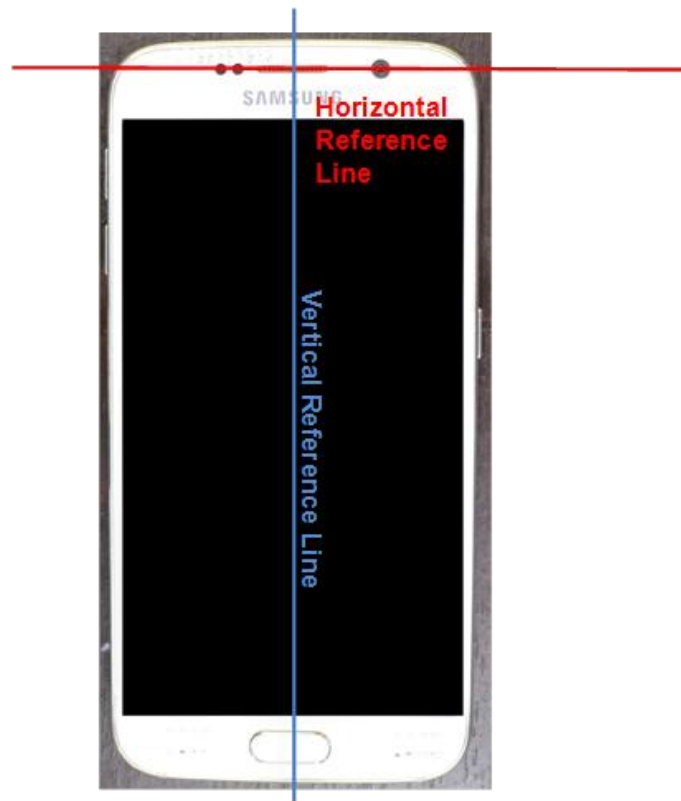


**SAR Test Setup Photo 10: Right Edge at 10mm**



<b>FCC ID:</b> A3LSMG920A		<b>SAR EVALUATION REPORT</b>		<b>Reviewed by:</b> Quality Manager
<b>Test Dates:</b> 01/26/15 - 02/06/15	<b>DUT Type:</b> Portable Handset			<b>APPENDIX F:</b> Page 7 of 8
© 2015 PCTEST Engineering Laboratory, Inc.				REV 15.0 M 01/27/2015



**SAR Test Setup Photo 11: Left Edge at 10mm**



**SAR Test Setup Photo 12: Horizontal and Vertical Reference Lines**

<b>FCC ID:</b> A3LSMG920A		<b>SAR EVALUATION REPORT</b>		<b>Reviewed by:</b> Quality Manager
<b>Test Dates:</b> 01/26/15 - 02/06/15	<b>DUT Type:</b> Portable Handset			<b>APPENDIX F:</b> Page 8 of 8
© 2015 PCTEST Engineering Laboratory, Inc.				REV 15.0 M 01/27/2015