



13. TEST SETUP PHOTOGRAPHS

FCC ID: A3LSMG900R7		HAC (T-COIL) TEST REPORT		Reviewed by: Quality Manager
Filename: 0Y1404150778-R1.A3L	Test Dates: 2/19/2014	EUT Type: Portable Handset		Page 35 of 37




Figure 13-1
Test Setup for Wireless Device






Figure 13-2
Test Setup for Wireless Device

FCC ID: A3LSMG900R7	 <small>ENGINEERING LABORATORY, INC.</small>	HAC (T-COIL) TEST REPORT	 Reviewed by: Quality Manager
Filename: 0Y1404150778-R1.A3L	Test Dates: 2/19/2014	EUT Type: Portable Handset	Page 36 of 37






Figure 13-3
T-Coil Scan Overlay Magnetic Field Distributions

Note: Final measurement locations are indicated by a cursor on the contour plots.

FCC ID: A3LSMG900R7		HAC (T-COIL) TEST REPORT		Reviewed by: Quality Manager
Filename: 0Y1404150778-R1.A3L	Test Dates: 2/19/2014	EUT Type: Portable Handset	Page 37 of 37	