




## 18. TEST PHOTOGRAPHS

See following Attached Pages for setup photographs.



<b>FCC ID:</b> A3LSMG900R7	 <b>PCTEST</b> ENGINEERING LABORATORY, INC.	<b>HAC (RF EMISSIONS) TEST REPORT</b>		<b>Reviewed by:</b> Quality Manager
<b>Filename:</b> 0Y1403240608-R1.A3L	<b>Test Dates:</b> February 14-20, 2014	<b>EUT Type:</b> Portable Handset		Page 65 of 67



**Figure 18-1**  
**Ear Reference Point HAC Phantom Alignment**



**Figure 18-2**  
**HAC Phantom Plane Alignment**

FCC ID: A3LSMG900R7		HAC (RF EMISSIONS) TEST REPORT		Reviewed by: Quality Manager
Filename: 0Y1403240608-R1.A3L	Test Dates: February 14-20, 2014	EUT Type: Portable Handset	Page 66 of 67	

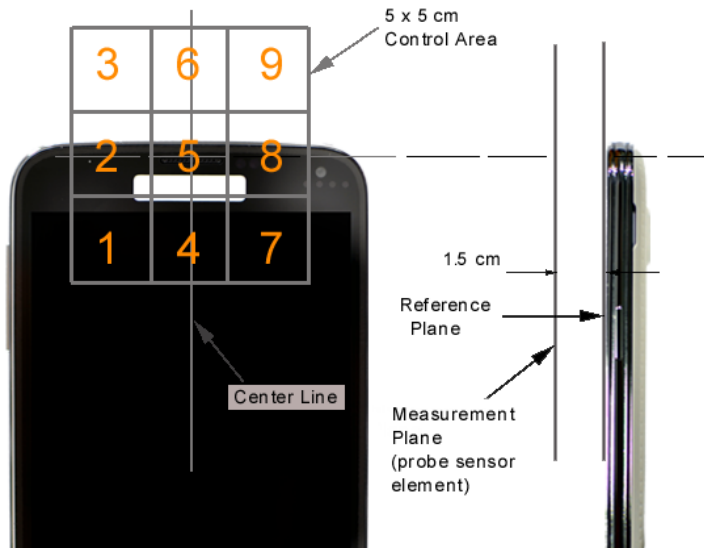


Figure 18-3 5x5 Scan grid above WD



Figure 18-4 E-Field WD Scan overlay

FCC ID: A3LSMG900R7	PCTEST ENGINEERING LABORATORY, INC.	HAC (RF EMISSIONS) TEST REPORT	SAMSUNG	Reviewed by: Quality Manager
Filename: 0Y1403240608-R1.A3L	Test Dates: February 14-20, 2014	EUT Type: Portable Handset		Page 67 of 67