

13. TEST SETUP PHOTOGRAPHS



FCC ID: A3LSMG900A	 PCTEST ENGINEERING LABORATORY, INC.	HAC (T-COIL) TEST REPORT		Reviewed by: Quality Manager
Filename: 0Y1409021807.A3L	Test Dates: 9/16/2014	EUT Type: Portable Handset		Page 45 of 47



Figure 13-1
Test Setup for Wireless Device






Figure 13-2
Test Setup for Wireless Device

FCC ID:A3LSMG900A	 <small>ENGINEERING LABORATORY, INC.</small>	HAC (T-COIL) TEST REPORT	 Reviewed by: Quality Manager
Filename: 0Y1409021807.A3L	Test Dates: 9/16/2014	EUT Type: Portable Handset	Page 46 of 47





Axial

Radial (Transverse)

Figure 13-3
T-Coil Scan Overlay Magnetic Field Distributions

Note: Final measurement locations are indicated by a cursor on the contour plots.

FCC ID: A3LSMG900A	 <small>ENGINEERING LABORATORY, INC.</small>	HAC (T-COIL) TEST REPORT	 Reviewed by: Quality Manager
Filename: 0Y1409021807.A3L	Test Dates: 9/16/2014	EUT Type: Portable Handset	Page 47 of 47