

PCTEST ENGINEERING LABORATORY, INC.

7185 Oakland Mills Road, Columbia, MD 21046 USA

Tel. 410.290.6652 / Fax 410.290.6654

http://www.pctest.com



MEASUREMENT REPORT

UNII 802.11a/n/ac

Applicant Name:
Samsung Electronics Co., Ltd.
129, Samsung-ro,
Yeongtong-gu, Suwon-si
Gyeonggi-do, 16677, Korea

Date of Testing:
09/08/2017-10/04/2017
Test Site/Location:
PCTEST Lab, Columbia, MD, USA
Test Report Serial No.:
1M1709080250-06.A3L

FCC ID: A3LSMG892U
APPLICANT: Samsung Electronics Co., Ltd.

Application Type: Certification
Model: SM-G892U
EUT Type: Portable Handset
FCC Classification: Unlicensed National Information Infrastructure (UNII)
FCC Rule Part(s): Part 15.407
Test Procedure(s): KDB 789033 D02 v01r04, KDB 648474 D03 v01r04, KDB 662911 D01 v02r01

UNII Band	Channel Bandwidth (MHz)	Tx Frequency (MHz)	ANT1		ANT2		MIMO	
			Max. Power (mW)	Max. Power (dBm)	Max. Power (mW)	Max. Power (dBm)	Max. Power (mW)	Max. Power (dBm)
1	20	5180 - 5240	51.286	17.10	46.989	16.72	97.088	19.87
2A		5260 - 5320	45.290	16.56	50.003	16.99	94.660	19.76
2C		5500 - 5720	53.333	17.27	47.973	16.81	100.093	20.00
3		5745 - 5825	49.888	16.98	51.404	17.11	101.064	20.05
1	40	5190 - 5230	43.954	16.43	42.462	16.28	86.318	19.36
2A		5270 - 5310	42.364	16.27	42.954	16.33	85.318	19.31
2C		5510 - 5710	38.107	15.81	43.152	16.35	80.909	19.08
3		5755 - 5795	36.224	15.59	36.728	15.65	72.868	18.63
1	80	5210	32.734	15.15	31.261	14.95	63.995	18.06
2A		5290	30.903	14.90	34.594	15.39	65.497	18.16
2C		5530 - 5690	28.314	14.52	34.119	15.33	62.433	17.95
3		5775	27.290	14.36	35.237	15.47	62.527	17.96

This equipment has been shown to be capable of compliance with the applicable technical standards as indicated in the measurement report and was tested in accordance with the measurement procedures specified in KDB 789033 D02 v01r04. Test results reported herein relate only to the item(s) tested.

I attest to the accuracy of data. All measurements reported herein were performed by me or were made under my supervision and are correct to the best of my knowledge and belief. I assume full responsibility for the completeness of these measurements and vouch for the qualifications of all persons taking them.


Randy Ortanez
President



FCC ID: A3LSMG892U		FCC Pt. 15.407 802.11a/n/ac UNII MEASUREMENT REPORT (CERTIFICATION)		Approved by: Quality Manager
Test Report S/N: 1M1709080250-06.A3L	Test Dates: 09/08/2017-10/04/2017	EUT Type: Portable Handset	Page 1 of 258	

TABLE OF CONTENTS

FCC PART 15.407 MEASUREMENT REPORT		3
1.0 INTRODUCTION.....		3
1.1 Scope.....		3
1.2 PCTEST Test Location.....		3
1.3 Test Facility / Accreditations.....		3
2.0 PRODUCT INFORMATION		4
2.1 Equipment Description		4
2.2 Device Capabilities.....		4
2.3 Test Configuration.....		6
2.4 EMI Suppression Device(s)/Modifications		6
3.0 DESCRIPTION OF TESTS		7
3.1 Evaluation Procedure		7
3.2 AC Line Conducted Emissions		7
3.3 Radiated Emissions.....		8
3.4 Environmental Conditions.....		8
4.0 ANTENNA REQUIREMENTS		9
5.0 MEASUREMENT UNCERTAINTY		10
6.0 TEST EQUIPMENT CALIBRATION DATA.....		11
7.0 TEST RESULTS		12
7.1 Summary.....		12
7.2 26dB Bandwidth Measurement – 802.11a/n/ac		13
7.3 6dB Bandwidth Measurement – 802.11a/n/ac		46
7.4 UNII Output Power Measurement – 802.11a/n/ac		57
7.5 Maximum Power Spectral Density – 802.11a/n/ac		65
7.6 Frequency Stability.....		110
7.7 Radiated Spurious Emission Measurements – Above 1GHz		114
7.7.1 Antenna-1 Radiated Spurious Emission Measurements		117
7.7.2 Antenna-2 Radiated Spurious Emission Measurements		131
7.7.3 Simultaneous Tx Radiated Spurious Emissions Measurements.....		145
7.7.4 Antenna-1 Radiated Band Edge Measurements (20MHz BW)		157
7.7.5 Antenna-1 Radiated Band Edge Measurements (40MHz BW)		166
7.7.6 Antenna-1 Radiated Band Edge Measurements (80MHz BW)		175
7.7.7 Antenna-2 Radiated Band Edge Measurements (20MHz BW)		184
7.7.8 Antenna-2 Radiated Band Edge Measurements (40MHz BW)		193
7.7.9 Antenna-2 Radiated Band Edge Measurements (80MHz BW)		202
7.7.10 CDD Radiated Band Edge Measurements (20MHz BW)		211
7.7.11 MIMO Radiated Band Edge Measurements (20MHz BW)		218
7.7.12 MIMO Radiated Band Edge Measurements (40MHz BW)		227
7.7.13 MIMO Radiated Band Edge Measurements (80MHz BW)		236
7.8 Radiated Spurious Emissions Measurements – Below 1GHz.....		245
7.9 Line-Conducted Test Data.....		252
8.0 CONCLUSION.....		258

FCC ID: A3LSMG892U		FCC Pt. 15.407 802.11a/n/ac UNII MEASUREMENT REPORT (CERTIFICATION)		Approved by: Quality Manager
Test Report S/N: 1M1709080250-06.A3L	Test Dates: 09/08/2017-10/04/2017	EUT Type: Portable Handset	Page 2 of 258	

1.0 INTRODUCTION

1.1 Scope

Measurement and determination of electromagnetic emissions (EMC) of radio frequency devices including intentional and/or unintentional radiators for compliance with the technical rules and regulations of the Federal Communications Commission and the Innovation, Science and Economic Development Canada.



1.2 PCTEST Test Location

These measurement tests were conducted at the PCTEST Engineering Laboratory, Inc. facility located at 7185 Oakland Mills Road, Columbia, MD 21046. The facility is 0.4 miles North of the FCC laboratory, and the ambient signal and ambient signal strength are approximately equal to those of the FCC laboratory. The measurement facility is compliant with the test site requirements specified in ANSI C63.4-2014.

1.3 Test Facility / Accreditations

Measurements were performed at PCTEST Engineering Lab located in Columbia, MD 21046, U.S.A.

- PCTEST is an ISO 17025-2005 accredited test facility under the American Association for Laboratory Accreditation (A2LA) with Certificate number 2041.01 for Specific Absorption Rate (SAR), Hearing Aid Compatibility (HAC) testing, where applicable, and Electromagnetic Compatibility (EMC) testing for FCC and Innovation, Science, and Economic Development Canada rules.
- PCTEST TCB is a Telecommunication Certification Body (TCB) accredited to ISO/IEC 17065-2012 by A2LA (Certificate number 2041.03) in all scopes of FCC Rules and ISED Standards (RSS)."
- PCTEST facility is a registered (22831) test laboratory with the site description on file with ISED.

FCC ID: A3LSMG892U		FCC Pt. 15.407 802.11a/n/ac UNII MEASUREMENT REPORT (CERTIFICATION)		Approved by: Quality Manager
Test Report S/N: 1M1709080250-06.A3L	Test Dates: 09/08/2017-10/04/2017	EUT Type: Portable Handset		Page 3 of 258

2.0 PRODUCT INFORMATION

2.1 Equipment Description

The Equipment Under Test (EUT) is the **Samsung Portable Handset FCC ID: A3LSMG892U**. The test data contained in this report pertains only to the emissions due to the EUT's UNII transmitter.

2.2 Device Capabilities

This device contains the following capabilities:

850/1900 CDMA/EvDO Rev0/A, 1x Advanced (BC0, BC1, BC10), 850/1900 GSM/GPRS/EDGE, 850/1700/1900 WCDMA/HSPA, Multi-band LTE, 802.11b/g/n WLAN, 802.11a/n/ac UNII, Bluetooth (1x, EDR, LE), NFC, ANT+

Band 1		Band 2A		Band 2C		Band 3	
Ch.	Frequency (MHz)	Ch.	Frequency (MHz)	Ch.	Frequency (MHz)	Ch.	Frequency (MHz)
36	5180	52	5260	100	5500	149	5745
:	:	:	:	:	:	:	:
42	5210	56	5280	120	5600	157	5785
:	:	:	:	:	:	:	:
48	5240	64	5320	144	5720	165	5825



Table 2-1. 802.11a / 802.11n / 802.11ac (20MHz) Frequency / Channel Operations

Band 1		Band 2A		Band 2C		Band 3	
Ch.	Frequency (MHz)	Ch.	Frequency (MHz)	Ch.	Frequency (MHz)	Ch.	Frequency (MHz)
38	5190	54	5270	102	5510	151	5755
:	:	:	:	:	:	:	:
46	5230	62	5310	118	5590	159	5795
				:	:		
				142	5710		

Table 2-2. 802.11n / 802.11ac (40MHz BW) Frequency / Channel Operations

Band 1		Band 2A		Band 2C		Band 3	
Ch.	Frequency (MHz)	Ch.	Frequency (MHz)	Ch.	Frequency (MHz)	Ch.	Frequency (MHz)
42	5210	58	5290	106	5530	155	5775
				:	:		
				138	5690		

Table 2-3. 802.11ac (80MHz BW) Frequency / Channel Operations

FCC ID: A3LSMG892U		FCC Pt. 15.407 802.11a/n/ac UNII MEASUREMENT REPORT (CERTIFICATION)		Approved by: Quality Manager
Test Report S/N: 1M1709080250-06.A3L	Test Dates: 09/08/2017-10/04/2017	EUT Type: Portable Handset		Page 4 of 258

Notes:

1. 5GHz NII operation is possible in 20MHz, and 40MHz, and 80MHz channel bandwidths. The maximum achievable duty cycles for all modes were determined based on measurements performed on a spectrum analyzer in zero-span mode with RBW = 8MHz, VBW = 50MHz, and detector = peak per the guidance of Section B)2)b) of KDB 789033 D02 v01r04. The RBW and VBW were both greater than 50/T, where T is the minimum transmission duration, and the number of sweep points across T was greater than 100. The duty cycles are as follows:

Maximum Achievable Duty Cycles				
802.11 Mode/Band		Duty Cycle [%]		
		ANT1	ANT2	MIMO
5GHz	a	98.9	99.2	98.3
	n (HT20)	98.6	98.7	97.7
	ac (HT20)	98.3	98.3	97.3
	n (HT40)	95.8	95.8	92.9
	ac (HT40)	95.8	95.8	89.4
	ac (HT80)	94.5	94.6	91.0

Table 2-4. Measured Duty Cycles



2. The device employs MIMO technology. Below are the possible configurations.

WiFi Configurations		SISO		SDM		CDD	
		ANT1	ANT2	ANT1	ANT2	ANT1	ANT2
5GHz	11a	✓	✓	✗	✗	✓	✓
	11n (20MHz)	✓	✓	✓	✓	✓	✓
	11n (40MHz)	✓	✓	✓	✓	✓	✓
	11ac (80MHz)	✓	✓	✓	✓	✓	✓

Table 2-5. Frequency / Channel Operations

✓ = Support ; ✗ = NOT Support
SISO = Single Input Single Output
SDM = Spatial Diversity Multiplexing – MIMO function
CDD = Cyclic Delay Diversity - 2Tx Function

Data Rate(s) Tested: 6, 9, 12, 18, 24, 36, 48, 54Mbps (802.11a)
6.5/7.2, 13/14.4, 19.5/21.7, 26/28.9, 39/43.3, 52/57.8, 58.5/65, 65/72.2 (n – 20MHz)
13.5/15, 27/30, 40.5/45, 54/60, 81/90, 108/120, 121.5/135, 135/150 (n – 40MHz BW)
29.3/32.5, 58.5/65, 87.8/97.5, 117/130, 175.5/195, 234/260, 263.3/292.5, 292.5/325, 351/390, 390/433.3 (ac – 80MHz BW)
13/14.4, 26.28.9, 39/43.3, 52/57.8, 78/86.7, 104/115.6, 117/130, 130/144.4Mbps (MIMO n/ac – 20MHz)
156/173Mbps (MIMO ac – 20MHz)
27/30, 54/60, 81/90, 108/120, 162/180, 216/240, 243,270, 270/300Mbps (MIMO n/ac – 40MHz) 324/360, 360/400Mbps (MIMO ac – 40MHz)
58.5/65, 117/130, 175.5/195, 234/260, 351/390, 468/520, 526.5/585, 585/650, 702/780, 780/866.7Mbps (MIMO ac – 80MHz)

FCC ID: A3LSMG892U		FCC Pt. 15.407 802.11a/n/ac UNII MEASUREMENT REPORT (CERTIFICATION)		Approved by: Quality Manager
Test Report S/N: 1M1709080250-06.A3L	Test Dates: 09/08/2017-10/04/2017	EUT Type: Portable Handset	Page 5 of 258	

3. This device supports simultaneous transmission operation, which allows for two SISO channels to operate independent of one another in the 2.4GHz and 5GHz bands simultaneously on each antenna. The following tables show the worst case configurations determined during testing. The data for these configurations is contained in this test report.

Configuration 1: ANT1 transmitting in 2.4GHz mode and ANT2 in 5GHz mode

Description	2.4 GHz Emission	5 GHz Emission
Antenna	1	2
Channel	6	165
Operating Frequency (MHz)	2437	5825
Data Rate (Mbps)	1	6
Mode	b	a

Table 2-6. Config-1 (ANT1 2.4GHz & ANT2 5GHz)

Configuration 2: ANT1 transmitting in 5GHz mode and ANT2 in 2.4GHz mode

Description	2.4 GHz Emission	5 GHz Emission
Antenna	2	1
Channel	6	100
Operating Frequency (MHz)	2437	5500
Data Rate (Mbps)	1	6
Mode	b	a

Table 2-7. Config-2 (ANT1 5GHz & ANT2 2.4GHz)

Configuration 3: ANT1 and ANT2 both transmitting in 2.4GHz and 5GHz modes simultaneously

Description	2.4 GHz Emission	5 GHz Emission
Antenna	Both	Both
Channel	6	165
Operating Frequency (MHz)	2437	5825
Data Rate (Mbps)	MCS0	MCS0
Mode	n	n

Table 2-8. Config-3 (ANT1 MIMO & ANT2 MIMO)



2.3 Test Configuration

The EUT was tested per the guidance of KDB 789033 D02 v01r04. ANSI C63.10-2013 was used to reference the appropriate EUT setup for radiated spurious emissions testing and AC line conducted testing. See Sections 3.2 for AC line conducted emissions test setups, 3.3 for radiated emissions test setups, and 7.2, 7.3, 7.4, and 7.5 for antenna port conducted emissions test setups.

This device supports wireless charging capability and, thus, is subject to the test requirements of KDB 648474 D03 v01r04. Additional radiated spurious emission measurements were performed with the EUT lying flat on a certified wireless charging pad (WCP) FCC ID: A3LEPNG930 while operating under normal conditions in a simulated call or data transmission configuration. The worst case radiated emissions data is shown in this report.

2.4 EMI Suppression Device(s)/Modifications

No EMI suppression device(s) were added and/or no modifications were made during testing.

FCC ID: A3LSMG892U		FCC Pt. 15.407 802.11a/n/ac UNII MEASUREMENT REPORT (CERTIFICATION)		Approved by: Quality Manager
Test Report S/N: 1M1709080250-06.A3L	Test Dates: 09/08/2017-10/04/2017	EUT Type: Portable Handset	Page 6 of 258	

3.0 DESCRIPTION OF TESTS

3.1 Evaluation Procedure

The measurement procedures described in the American National Standard of Procedures for Compliance Testing of Unlicensed Wireless Devices (ANSI C63.10-2013) and the guidance provided in KDB 789033 D02 v01r04 were used in the measurement of the EUT.

Deviation from measurement procedure.....None

3.2 AC Line Conducted Emissions

The line-conducted facility is located inside a 10'x16'x9' shielded enclosure. The shielded enclosure is manufactured by ETS Lindgren RF Enclosures. The shielding effectiveness of the shielded room is in accordance with MIL-Std-285 or NSA 65-5. A 1m x 1.5m wooden table 80cm high is placed 40cm away from the vertical wall and 80cm away from the sidewall of the shielded room. Two 10kHz-30MHz, 50Ω/50μH Line-Impedance Stabilization Networks (LISNs) are bonded to the shielded room floor. Power to the LISNs is filtered by external high-current high-insertion loss power line filters. The external power line filter is an ETS Lindgren Model LPRX-4X30 (100dB Attenuation, 14kHz-18GHz) and the two EMI/RFI filters are ETS Lindgren Model LRW-2030-S1 (100dB Minimum Insertion Loss, 14kHz – 10GHz). These filters attenuate ambient signal noise from entering the measurement lines. These filters are also bonded to the shielded enclosure.

The EUT is powered from one LISN and the support equipment is powered from the second LISN. If the EUT is a DC-powered device, power will be derived from the source power supply it normally will be powered from and this supply line(s) will be connected to the second LISN. All interconnecting cables more than 1 meter were shortened to a 1 meter length by non-inductive bundling (serpentine fashion) and draped over the back edge of the test table. All cables were at least 40cm above the horizontal reference groundplane. Power cables for support equipment were routed down to the second LISN while ensuring that that cables were not draped over the second LISN.

Sufficient time for the EUT, support equipment, and test equipment was allowed in order for them to warm up to their normal operating condition. The RF output of the LISN was connected to the spectrum analyzer and exploratory measurements were made to determine the frequencies producing the maximum emission from the EUT. The spectrum was scanned from 150kHz to 30MHz with a spectrum analyzer. The detector function was set to peak mode for exploratory measurements while the bandwidth of the analyzer was set to 10kHz. The EUT, support equipment, and interconnecting cables were arranged and manipulated to maximize each emission. Once the worst case emissions have been identified, the one EUT cable configuration/arrangement and mode of operation that produced these emissions is used for final measurements on the same test site. The analyzer is set to CISPR quasi-peak and average detectors with a 9kHz resolution bandwidth for final measurements.

Line conducted emissions test results are shown in Section 7.9. The EMI Receiver mode of the Agilent MXE was used to perform AC line conducted emissions testing.

FCC ID: A3LSMG892U	 ENGINEERING LABORATORY, INC.	FCC Pt. 15.407 802.11a/n/ac UNII MEASUREMENT REPORT (CERTIFICATION)		Approved by: Quality Manager
Test Report S/N: 1M1709080250-06.A3L	Test Dates: 09/08/2017-10/04/2017	EUT Type: Portable Handset		Page 7 of 258

3.3 Radiated Emissions



The radiated test facilities consisted of an indoor 3 meter semi-anechoic chamber used for final measurements and exploratory measurements, when necessary. The measurement area is contained within the semi-anechoic chamber which is shielded from any ambient interference. The test site inside the chamber is a 6m x 5.2m elliptical, obstruction-free area in accordance with Figure 5.7 of Clause 5 in ANSI C63.4-2014. Absorbers are arranged on the floor between the turn table and the antenna mast in such a way so as to maximize the reduction of reflections for measurements above 1GHz. An 80cm tall test table made of Styrodur is placed on top of the turn table. For measurements above 1GHz, an additional Styrodur pedestal is placed on top of the test table to bring the total table height to 1.5m.

For all measurements, the spectrum was scanned through all EUT azimuths and from 1 to 4 meter receive antenna height using a broadband antenna from 30MHz up to the upper frequency shown in 15.33(b)(1) depending on the highest frequency generated or used in the device or on which the device operates or tunes. For frequencies above 1GHz, linearly polarized double ridge horn antennas were used. For frequencies below 30MHz, a calibrated loop antenna was used. When exploratory measurements were necessary, they were performed at 1 meter test distance inside the semi-anechoic chamber using broadband antennas, broadband amplifiers, and spectrum analyzers to determine the frequencies and modes producing the maximum emissions. Sufficient time for the EUT, support equipment, and test equipment was allowed in order for them to warm up to their normal operating condition. The test set-up was placed on top of the 1 x 1.5 meter table. The EUT, support equipment, and interconnecting cables were arranged and manipulated to maximize each emission. Appropriate precaution was taken to ensure that all emissions from the EUT were maximized and investigated. The system configuration, mode of operation, turntable azimuth, and receive antenna height was noted for each frequency found.

Final measurements were made in the semi-anechoic chamber using calibrated, linearly polarized broadband and horn antennas. The test setup was configured to the setup that produced the worst case emissions. The spectrum analyzer was set to investigate all frequencies required for testing to compare the highest radiated disturbances with respect to the specified limits. The turntable containing the EUT was rotated through 360 degrees and the height of the receive antenna was varied 1 to 4 meters and stopped at the azimuth and height producing the maximum emission. Each emission was maximized by changing the orientation of the EUT through three orthogonal planes and changing the polarity of the receive antenna, whichever produced the worst-case emissions.

3.4 Environmental Conditions

The temperature is controlled within range of 15°C to 35°C. The relative humidity is controlled within range of 10% to 75%. The atmospheric pressure is monitored within the range 86-106kPa (860-1060mbar).

FCC ID: A3LSMG892U		FCC Pt. 15.407 802.11a/n/ac UNII MEASUREMENT REPORT (CERTIFICATION)		Approved by: Quality Manager
Test Report S/N: 1M1709080250-06.A3L	Test Dates: 09/08/2017-10/04/2017	EUT Type: Portable Handset		Page 8 of 258

4.0 ANTENNA REQUIREMENTS



Excerpt from §15.203 of the FCC Rules/Regulations:

“An intentional radiator antenna shall be designed to ensure that no antenna other than that furnished by the responsible party can be used with the device. The use of a permanently attached antenna or of an antenna that uses a unique coupling to the intentional radiator shall be considered sufficient to comply with the provisions of this section.”

- The antennas of the EUT are **permanently attached**.
- There are no provisions for connection to an external antenna.

Conclusion:



The EUT complies with the requirement of §15.203.

FCC ID: A3LSMG892U		FCC Pt. 15.407 802.11a/n/ac UNII MEASUREMENT REPORT (CERTIFICATION)		Approved by: Quality Manager
Test Report S/N: 1M1709080250-06.A3L	Test Dates: 09/08/2017-10/04/2017	EUT Type: Portable Handset	Page 9 of 258	

5.0 MEASUREMENT UNCERTAINTY

The measurement uncertainties shown below were calculated in accordance with the requirements of ANSI C63.10-2013. All measurement uncertainty values are shown with a coverage factor of $k = 2$ to indicate a 95% level of confidence. The measurement uncertainty shown below meets or exceeds the U_{CISPR} measurement uncertainty values specified in CISPR 16-4-2 and, thus, can be compared directly to specified limits to determine compliance.

Contribution	Expanded Uncertainty (\pm dB)
Conducted Bench Top Measurements	1.13
Line Conducted Disturbance	3.09
Radiated Disturbance (<1GHz)	4.98
Radiated Disturbance (>1GHz)	5.07
Radiated Disturbance (>18GHz)	5.09

FCC ID: A3LSMG892U		FCC Pt. 15.407 802.11a/n/ac UNII MEASUREMENT REPORT (CERTIFICATION)		Approved by: Quality Manager
Test Report S/N: 1M1709080250-06.A3L	Test Dates: 09/08/2017-10/04/2017	EUT Type: Portable Handset	Page 10 of 258	

6.0 TEST EQUIPMENT CALIBRATION DATA



Test Equipment Calibration is traceable to the National Institute of Standards and Technology (NIST). Measurements antennas used during testing were calibrated in accordance to the requirements of ANSI C63.5-2017.

Manufacturer	Model	Description	Cal Date	Cal Interval	Cal Due	Serial Number
-	WL40-1	Conducted Cable Set (40GHz)	9/30/2016	Annual	9/30/2017	WL40-1
-	RE1	Radiated Emissions Cable Set (UHF/EHF)	6/21/2017	Annual	6/21/2018	RE1
Agilent	N9038A	MXE EMI Receiver	4/26/2017	Annual	4/26/2018	MY51210133
Anritsu	ML2495A	Power Meter	10/16/2015	Biennial	10/16/2017	941001
Anritsu	MA2411B	Pulse Power Sensor	10/14/2015	Biennial	10/14/2017	846215
Emco	6502	Active Loop Antenna (10k - 30 MHz)	8/9/2016	Biennial	8/9/2018	2936
Emco	3115	Horn Antenna (1-18GHz)	3/10/2016	Biennial	3/10/2018	9704-5182
Emco	3116	Horn Antenna (18 - 40GHz)	3/27/2015	Triennial	3/27/2018	9203-2178
Espec	ESX-2CA	Environmental Chamber	4/11/2017	Annual	4/11/2018	17620
ETS Lindgren	3160-09	18-26.5 GHz Standard Gain Horn	8/23/2016	Biennial	8/23/2018	135427
ETS Lindgren	3160-10	26.5-40 GHz Standard Gain Horn	8/23/2016	Biennial	8/23/2018	130993
ETS Lindgren	3117	1-18 GHz DRG Horn (Medium)	4/26/2016	Biennial	4/26/2018	125518
Huber+Suhner	Sucoflex 102A	40GHz Radiated Cable	10/3/2016	Annual	10/3/2017	251425001
Pasternack	NMLC-1	Line Conducted Emissions Cable (NM)	10/14/2016	Annual	10/14/2017	NMLC-1
PCTEST	-	EMC Switch System	6/21/2017	Annual	6/21/2018	NM1
PCTEST	-	EMC Switch System	6/21/2017	Annual	6/21/2018	NM2
Rohde & Schwarz	ESU40	EMI Test Receiver (40GHz)	7/31/2017	Annual	7/31/2018	100348
Rohde & Schwarz	FSW67	Signal / Spectrum Analyzer	8/11/2017	Annual	8/11/2018	103200
Rohde & Schwarz	TS-PR40	26.5-40 GHz Pre-Amplifier	5/11/2017	Annual	5/11/2018	100037
Rohde & Schwarz	TS-PR26	18-26.5 GHz Pre-Amplifier	5/11/2017	Annual	5/11/2018	100040
Seekonk	NC-100	Torque Wrench 5/16", 8" lbs	3/2/2016	Biennial	3/2/2018	N/A
Solar Electronics	8012-50-R-24-BNC	Line Impedance Stabilization Network	8/14/2017	Biennial	8/14/2019	310233
Sunol	JB5	Bi-Log Antenna (30M - 5GHz)	3/14/2016	Biennial	3/14/2018	A051107

Table 6-1. Annual Test Equipment Calibration Schedule

Note:

For equipment listed above that has a calibration date or calibration due date that falls within the test date range, care was taken to ensure that this equipment was used after the calibration date and before the calibration due date.

FCC ID: A3LSMG892U		FCC Pt. 15.407 802.11a/n/ac UNII MEASUREMENT REPORT (CERTIFICATION)		Approved by: Quality Manager
Test Report S/N: 1M1709080250-06.A3L	Test Dates: 09/08/2017-10/04/2017	EUT Type: Portable Handset	Page 11 of 258	

7.0 TEST RESULTS

7.1 Summary



Company Name: Samsung Electronics Co., Ltd.
 FCC ID: A3LSMG892U
 Method/System: Unlicensed National Information Infrastructure (UNII)

FCC Part Section(s)	Test Description	Test Limit	Test Condition	Test Result	Reference
N/A	26dB Bandwidth	N/A	CONDUCTED	PASS	Section 7.2
15.407(e)	6dB Bandwidth	>500kHz(5725-5850MHz)		PASS	Section 7.3
15.407 (a.1.iv), (a.2), (a.3)	Maximum Conducted Output Power	Maximum conducted powers must meet the limits detailed in 15.407 (a)		PASS	Section 7.4
15.407 (a.1.iv), (a.2), (a.3)	Maximum Power Spectral Density	Maximum power spectral density must meet the limits detailed in 15.407 (a)		PASS	Section 7.5
15.407(g)	Frequency Stability	N/A		PASS	Section 7.6
15.407(h)	Dynamic Frequency Selection	See DFS Test Report		PASS	See DFS Test Report
15.407(b.1), (2), (3), (4)	Undesirable Emissions	Undesirable emissions must meet the limits detailed in 15.407(b)	RADIATED	PASS	Section 7.7
15.205, 15.407(b.1), (4), (5), (6)	General Field Strength Limits (Restricted Bands and Radiated Emission Limits)	Emissions in restricted bands must meet the radiated limits detailed in 15.209		PASS	Section 7.7, 7.8
15.407	AC Conducted Emissions 150kHz – 30MHz	< FCC 15.207 limits	LINE CONDUCTED	PASS	Section 7.9

Table 7-1. Summary of Test Results

Notes:

- 1) All channels, modes, and modulations/data rates were investigated among all UNII bands. The test results shown in the following sections represent the worst case emissions.
- 2) The analyzer plots shown in this section were all taken with a correction table loaded into the analyzer. The correction table was used to account for the losses of the cables and attenuators used as part of the system to connect the EUT to the analyzer at all frequencies of interest.
- 3) All antenna port conducted emissions testing was performed on a test bench with the antenna port of the EUT connected to the spectrum analyzer through calibrated cables and attenuators.
- 4) For conducted spurious emissions, automated test software was used to measure emissions and capture the corresponding plots necessary to show compliance. The measurement software utilized is PCTEST "UNII Automation," Version 4.5.
- 5) For radiated band edge, automated test software was used to measure emissions and capture the corresponding plots necessary to show compliance. The measurement software utilized is PCTEST "Chamber Automation," Version 1.1.5.

FCC ID: A3LSMG892U		FCC Pt. 15.407 802.11a/n/ac UNII MEASUREMENT REPORT (CERTIFICATION)		Approved by: Quality Manager
Test Report S/N: 1M1709080250-06.A3L	Test Dates: 09/08/2017-10/04/2017	EUT Type: Portable Handset	Page 12 of 258	

7.2 26dB Bandwidth Measurement – 802.11a/n/ac

Test Overview and Limit

The bandwidth at 26dB down from the highest in-band spectral density is measured with a spectrum analyzer connected to the antenna terminal while the EUT is operating at its maximum duty cycle, at its maximum power control level, as defined in KDB 789033 D02 v01r04, and at the appropriate frequencies. The spectrum analyzer's bandwidth measurement function is configured to measure the 26dB bandwidth.

The 26dB bandwidth is used to determine the conducted power limits.

Test Procedure Used

KDB 789033 D02 v01r04 – Section C

Test Settings

1. The signal analyzers' automatic bandwidth measurement capability was used to perform the 26dB bandwidth measurement. The "X" dB bandwidth parameter was set to $X = 26$. The automatic bandwidth measurement function also has the capability of simultaneously measuring the 99% occupied bandwidth. The bandwidth measurement was not influenced by any intermediate power nulls in the fundamental emission.
2. RBW = approximately 1% of the emission bandwidth
3. VBW $\geq 3 \times$ RBW
4. Detector = Peak
5. Trace mode = max hold

Test Setup

The EUT and measurement equipment were set up as shown in the diagram below.






Figure 7-1. Test Instrument & Measurement Setup

Test Notes



None.

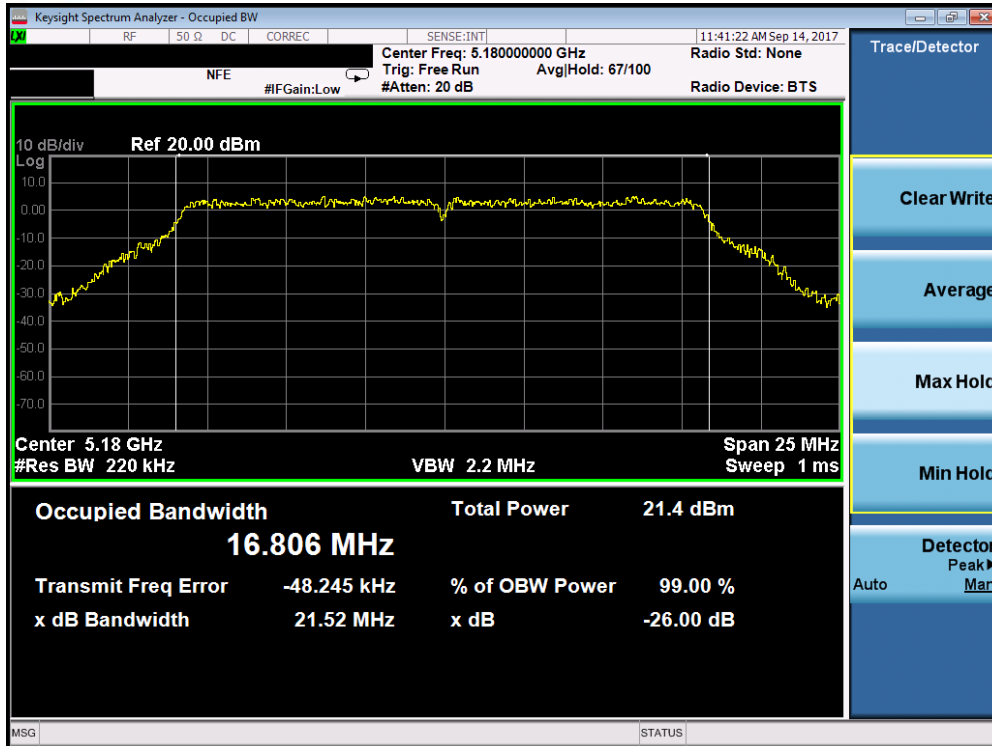
FCC ID: A3LSMG892U		FCC Pt. 15.407 802.11a/n/ac UNII MEASUREMENT REPORT (CERTIFICATION)		Approved by: Quality Manager
Test Report S/N: 1M1709080250-06.A3L	Test Dates: 09/08/2017-10/04/2017	EUT Type: Portable Handset	Page 13 of 258	

Antenna-1 26 dB Bandwidth Measurements

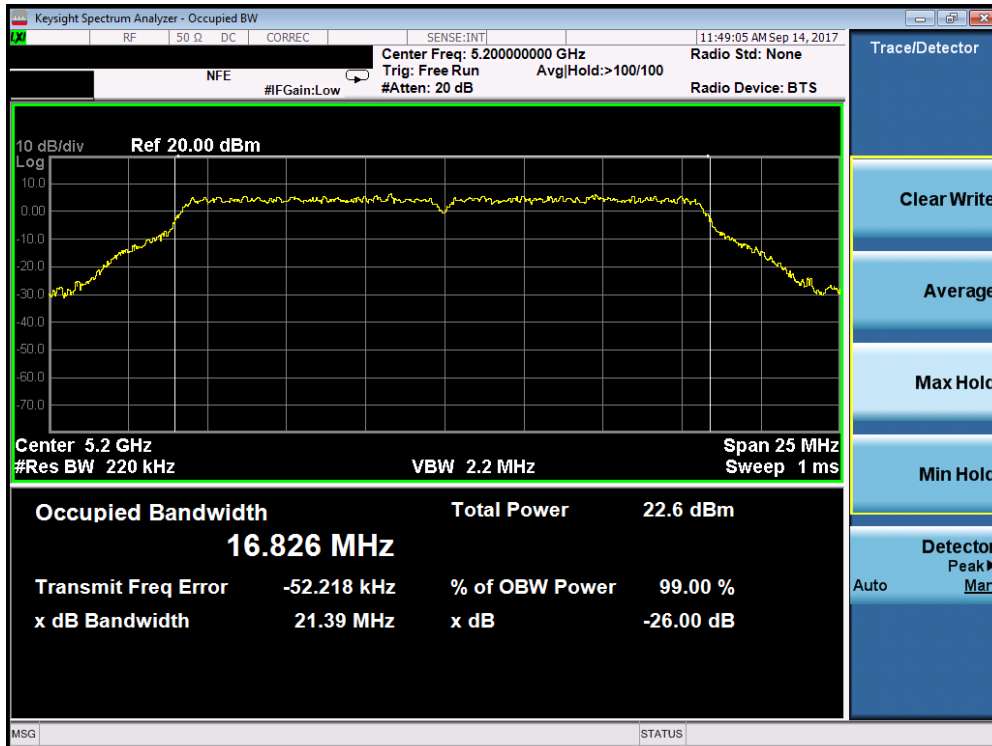
	Frequency [MHz]	Channel No.	802.11 Mode	Data Rate [Mbps]	Measured 26dB Bandwidth [MHz]
Band 1	5180	36	a	6	21.52
	5200	40	a	6	21.39
	5240	48	a	6	21.33
	5180	36	n (20MHz)	6.5/7.2 (MCS0)	21.79
	5200	40	n (20MHz)	6.5/7.2 (MCS0)	21.75
	5240	48	n (20MHz)	6.5/7.2 (MCS0)	21.55
	5190	38	n (40MHz)	13.5/15 (MCS0)	39.47
	5230	46	n (40MHz)	13.5/15 (MCS0)	39.95
	5210	42	ac (80MHz)	29.3/32.5 (MCS0)	80.79
Band 2A	5260	52	a	6	21.44
	5280	56	a	6	21.46
	5320	64	a	6	21.55
	5260	52	n (20MHz)	6.5/7.2 (MCS0)	21.70
	5280	56	n (20MHz)	6.5/7.2 (MCS0)	21.56
	5320	64	n (20MHz)	6.5/7.2 (MCS0)	21.68
	5270	54	n (40MHz)	13.5/15 (MCS0)	39.77
	5310	62	n (40MHz)	13.5/15 (MCS0)	39.96
	5290	58	ac (80MHz)	29.3/32.5 (MCS0)	80.96
Band 2C	5500	100	a	6	21.41
	5600	120	a	6	21.48
	5720	144	a	6	21.26
	5500	100	n (20MHz)	6.5/7.2 (MCS0)	21.39
	5600	120	n (20MHz)	6.5/7.2 (MCS0)	21.64
	5720	144	n (20MHz)	6.5/7.2 (MCS0)	21.84
	5510	102	n (40MHz)	13.5/15 (MCS0)	39.89
	5590	118	n (40MHz)	13.5/15 (MCS0)	39.38
	5710	142	n (40MHz)	13.5/15 (MCS0)	39.57
	5530	106	ac (80MHz)	29.3/32.5 (MCS0)	80.61
	5610	122	ac (80MHz)	29.3/32.5 (MCS0)	80.84
	5690	138	ac (80MHz)	29.3/32.5 (MCS0)	80.78

Table 7-2. Conducted Bandwidth Measurements

FCC ID: A3LSMG892U		FCC Pt. 15.407 802.11a/n/ac UNII MEASUREMENT REPORT (CERTIFICATION)		Approved by: Quality Manager
Test Report S/N: 1M1709080250-06.A3L	Test Dates: 09/08/2017-10/04/2017	EUT Type: Portable Handset		Page 14 of 258

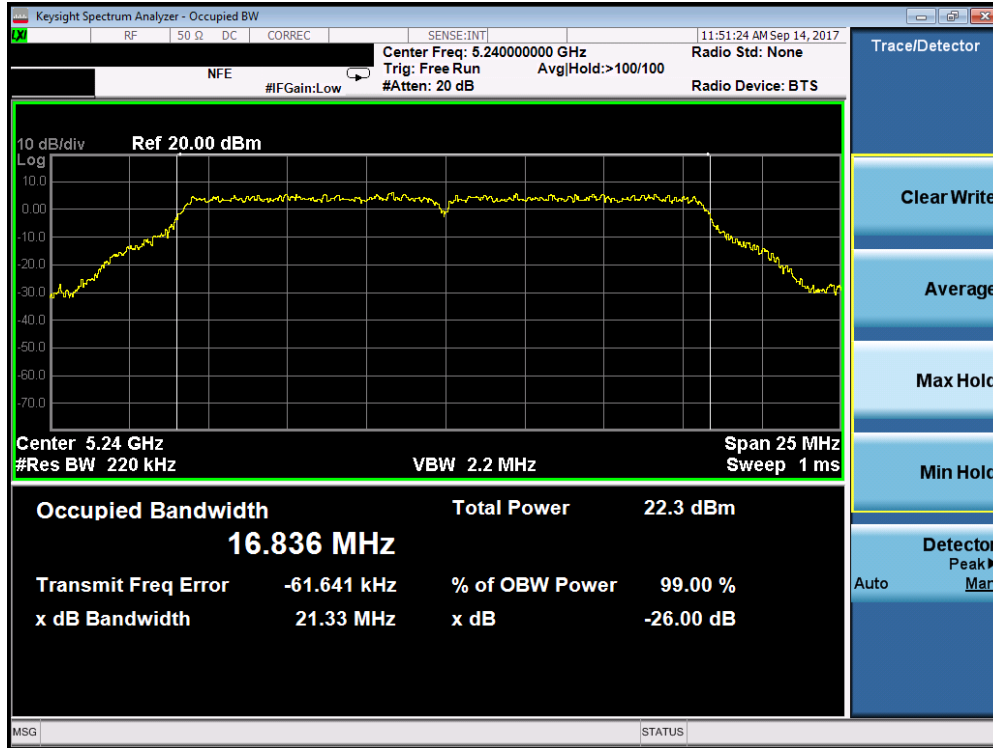


Plot 7-1. 26dB Bandwidth Plot (802.11a (UNII Band 1) – Ch. 36)

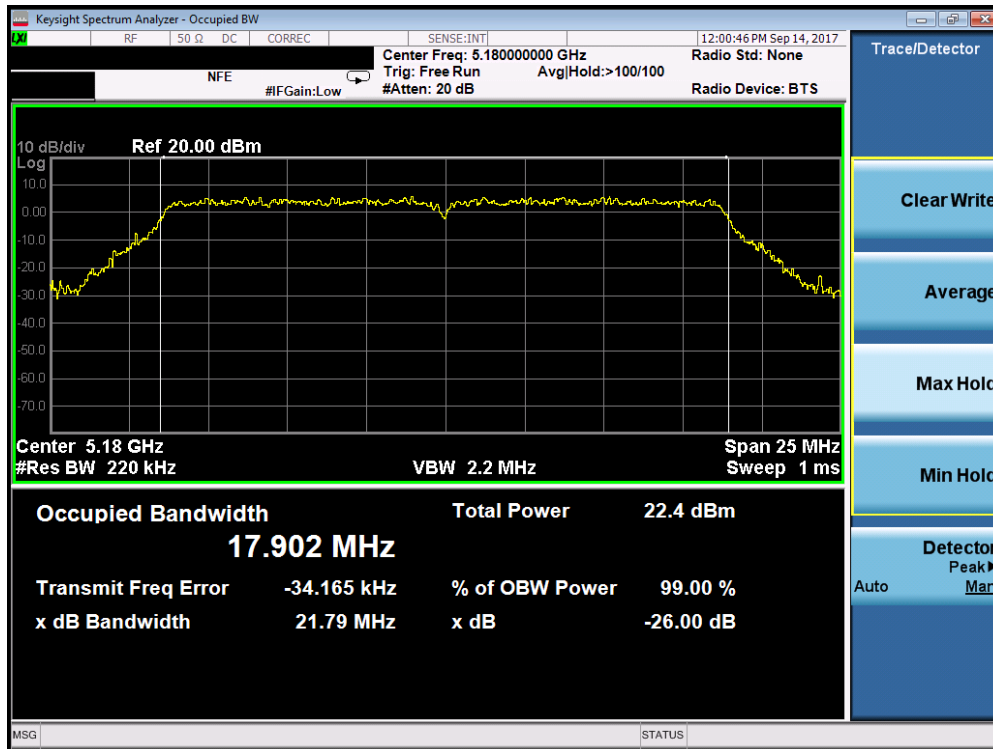


Plot 7-2. 26dB Bandwidth Plot (802.11a (UNII Band 1) – Ch. 40)

FCC ID: A3LSMG892U		FCC Pt. 15.407 802.11a/n/ac UNII MEASUREMENT REPORT (CERTIFICATION)		Approved by: Quality Manager
Test Report S/N: 1M1709080250-06.A3L	Test Dates: 09/08/2017-10/04/2017	EUT Type: Portable Handset		Page 15 of 258

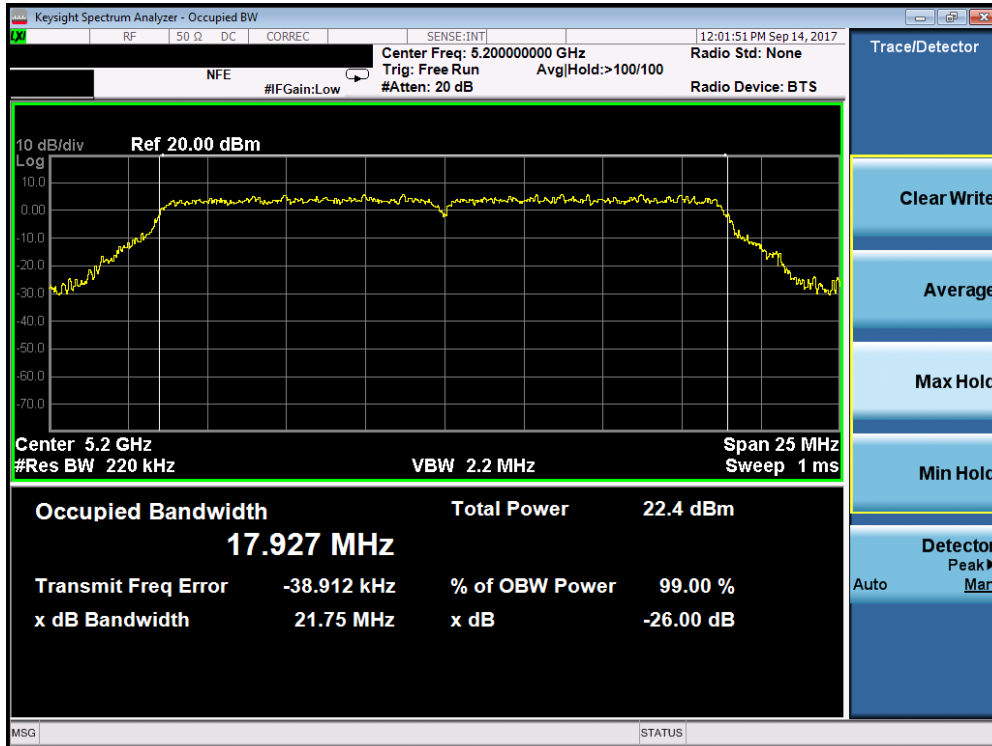


Plot 7-3. 26dB Bandwidth Plot (802.11a (UNII Band 1) – Ch. 48)

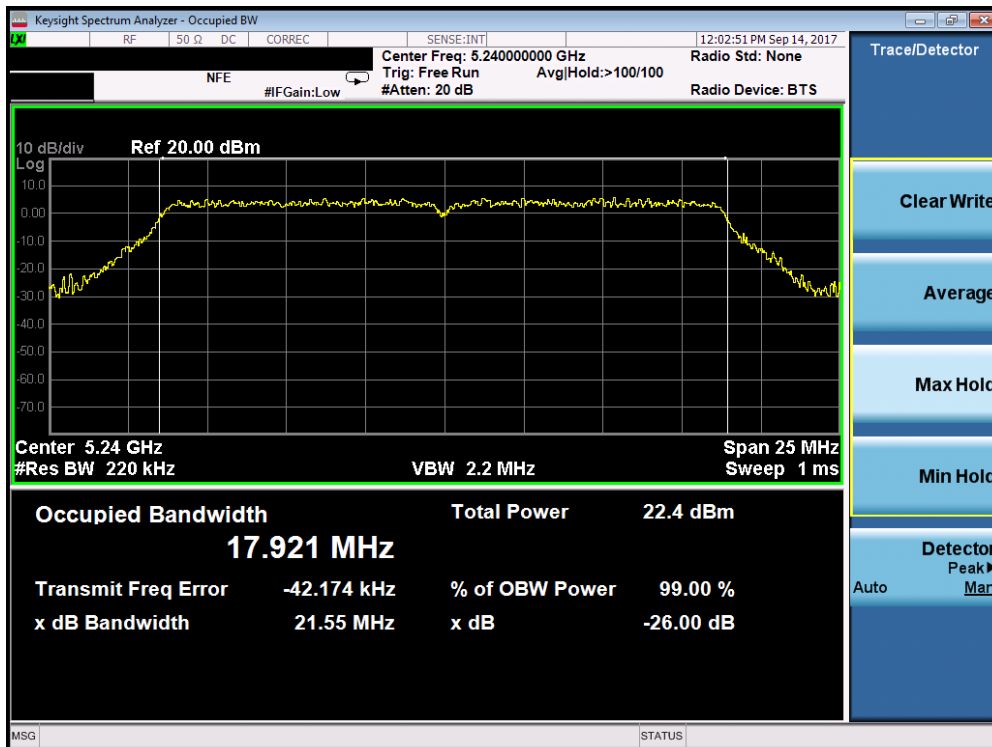


Plot 7-4. 26dB Bandwidth Plot (20MHz BW 802.11n (UNII Band 1) – Ch. 36)

FCC ID: A3LSMG892U		FCC Pt. 15.407 802.11a/n/ac UNII MEASUREMENT REPORT (CERTIFICATION)		Approved by: Quality Manager
Test Report S/N: 1M1709080250-06.A3L	Test Dates: 09/08/2017-10/04/2017	EUT Type: Portable Handset		Page 16 of 258

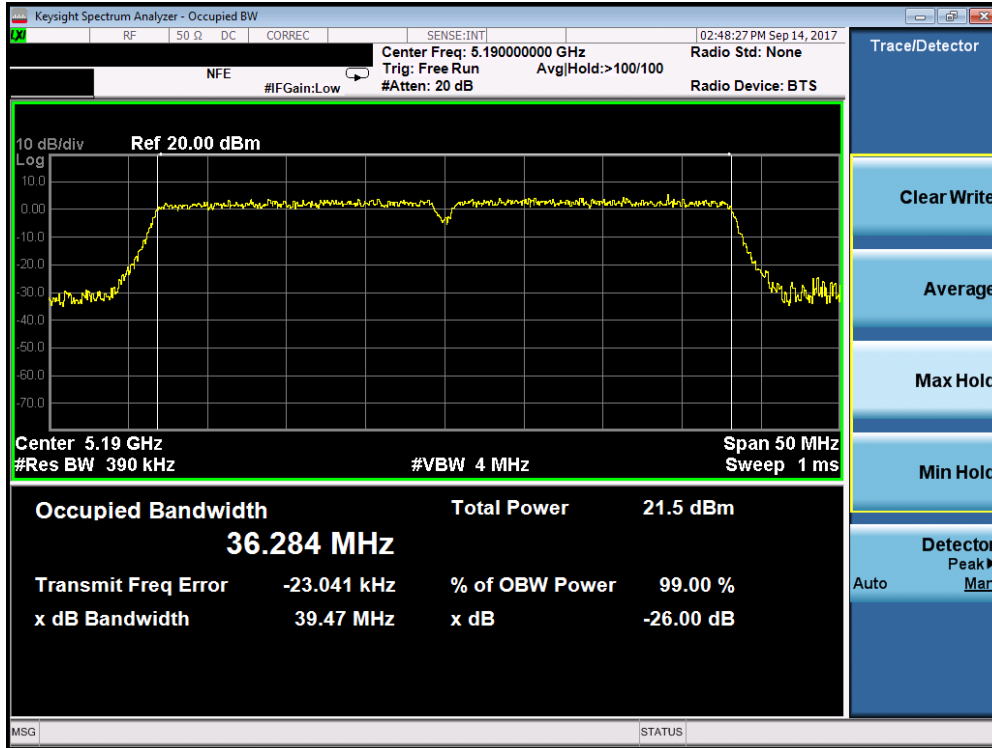


Plot 7-5. 26dB Bandwidth Plot (20MHz BW 802.11n (UNII Band 1) – Ch. 40)

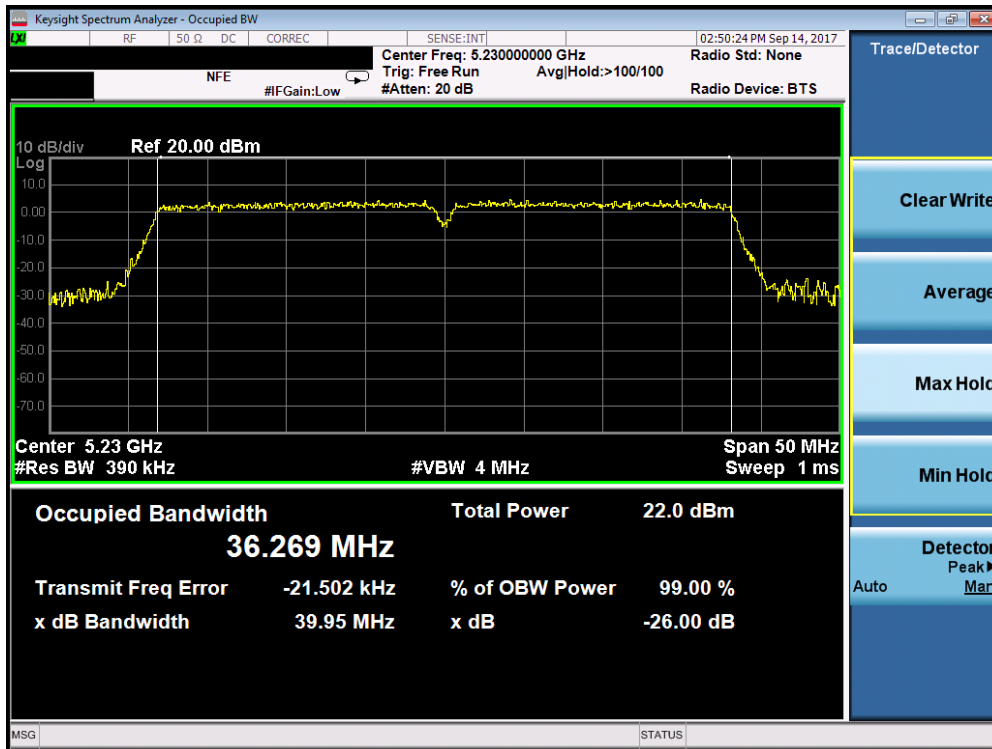


Plot 7-6. 26dB Bandwidth Plot (20MHz BW 802.11n (UNII Band 1) – Ch. 48)

FCC ID: A3LSMG892U		FCC Pt. 15.407 802.11a/n/ac UNII MEASUREMENT REPORT (CERTIFICATION)		Approved by: Quality Manager
Test Report S/N: 1M1709080250-06.A3L	Test Dates: 09/08/2017-10/04/2017	EUT Type: Portable Handset		Page 17 of 258

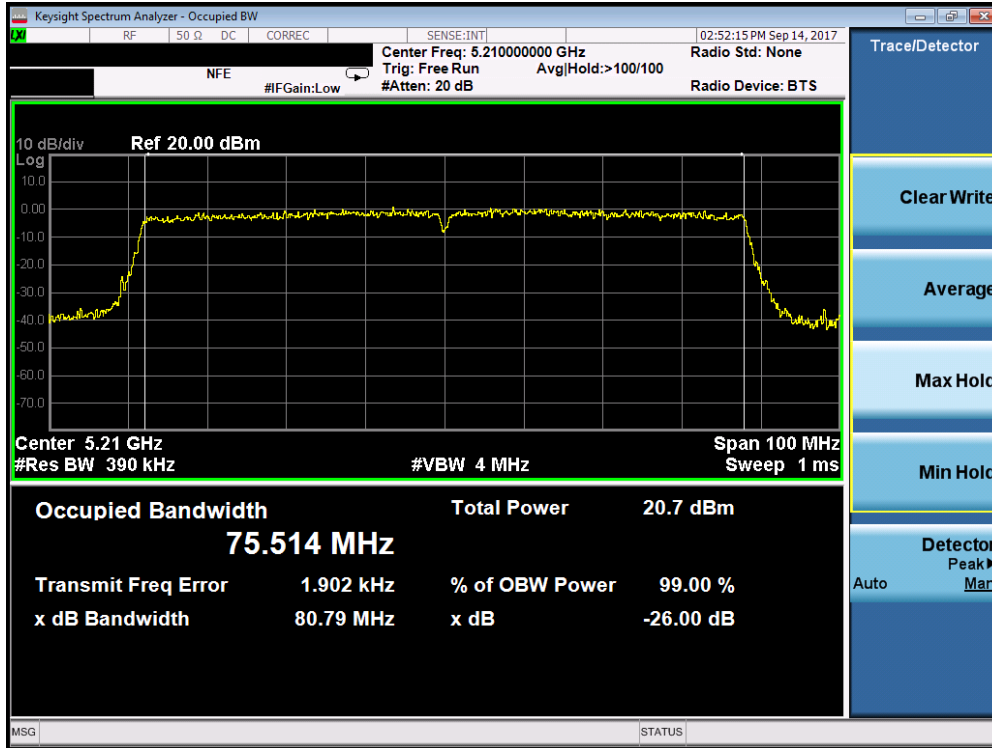


Plot 7-7. 26dB Bandwidth Plot (40MHz BW 802.11n (UNII Band 1) – Ch. 38)

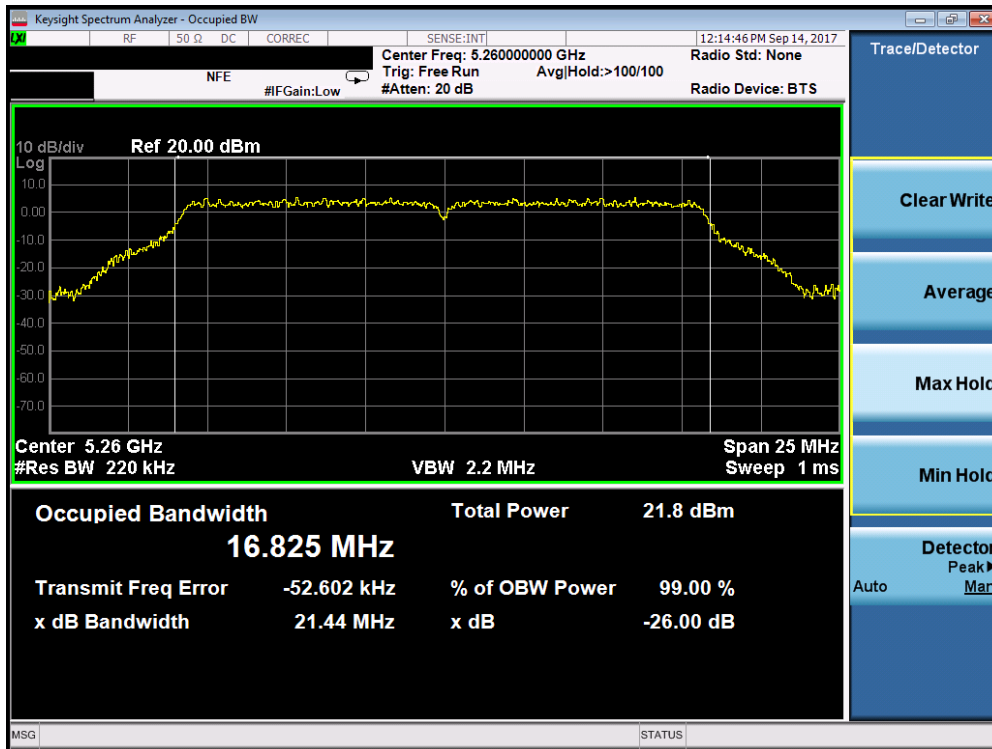


Plot 7-8. 26dB Bandwidth Plot (40MHz BW 802.11n (UNII Band 1) – Ch. 46)

FCC ID: A3LSMG892U		FCC Pt. 15.407 802.11a/n/ac UNII MEASUREMENT REPORT (CERTIFICATION)		Approved by: Quality Manager
Test Report S/N: 1M1709080250-06.A3L	Test Dates: 09/08/2017-10/04/2017	EUT Type: Portable Handset		Page 18 of 258

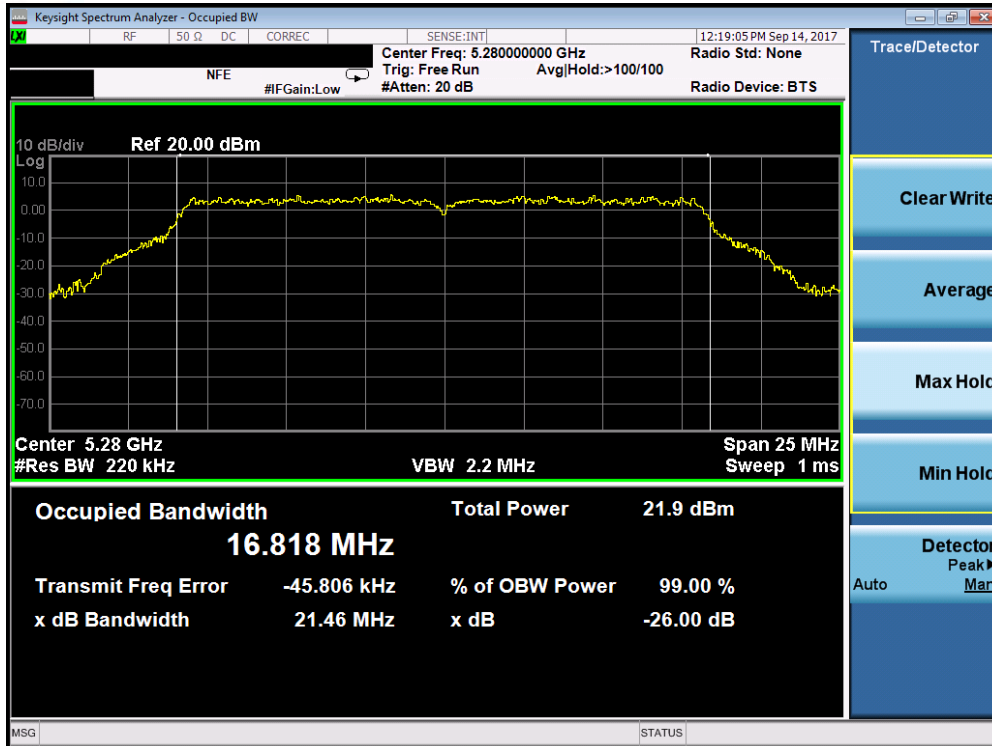


Plot 7-9. 26dB Bandwidth Plot (80MHz BW 802.11ac (UNII Band 1) – Ch. 42)

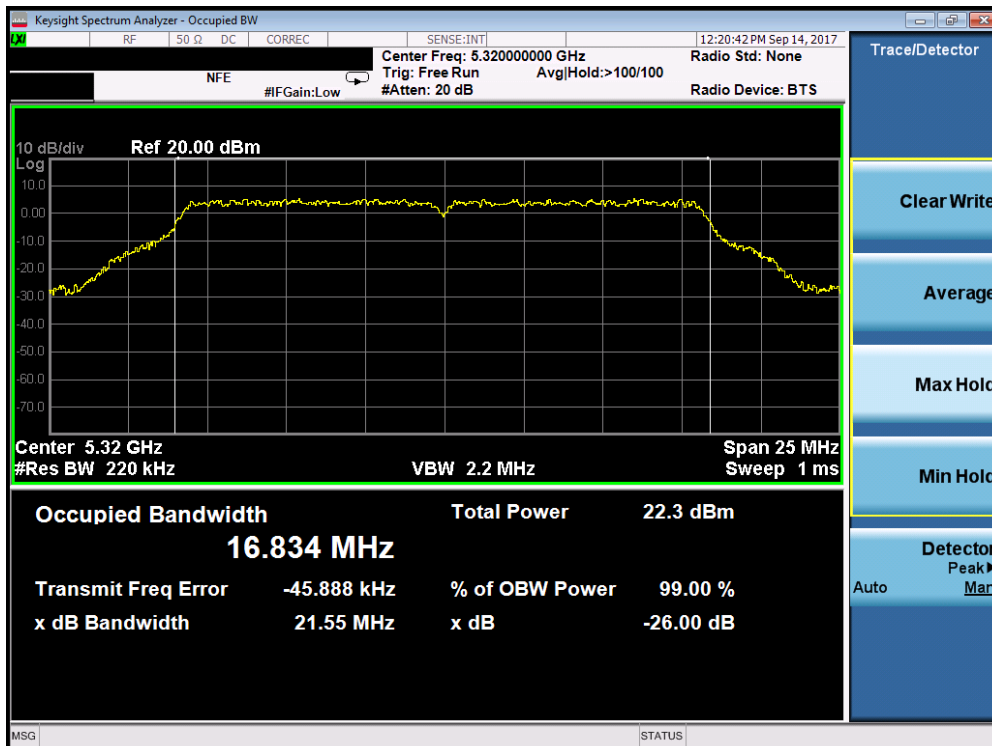


Plot 7-10. 26dB Bandwidth Plot (802.11a (UNII Band 2A) – Ch. 52)

FCC ID: A3LSMG892U		FCC Pt. 15.407 802.11a/n/ac UNII MEASUREMENT REPORT (CERTIFICATION)		Approved by: Quality Manager
Test Report S/N: 1M1709080250-06.A3L	Test Dates: 09/08/2017-10/04/2017	EUT Type: Portable Handset		Page 19 of 258

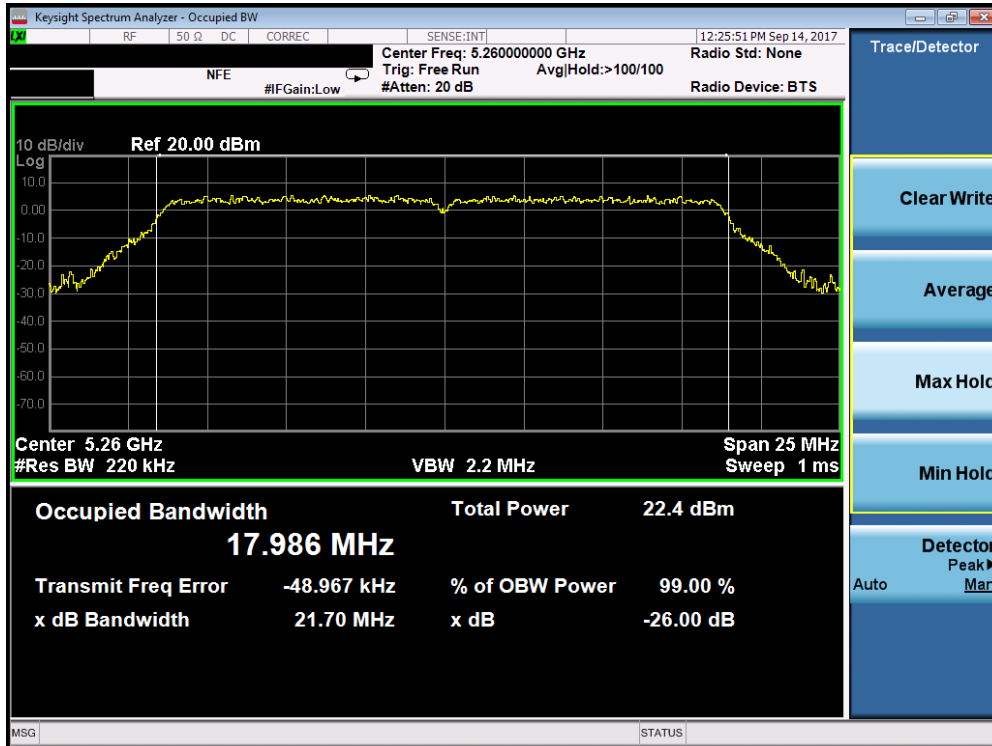


Plot 7-11. 26dB Bandwidth Plot (802.11a (UNII Band 2A) – Ch. 56)

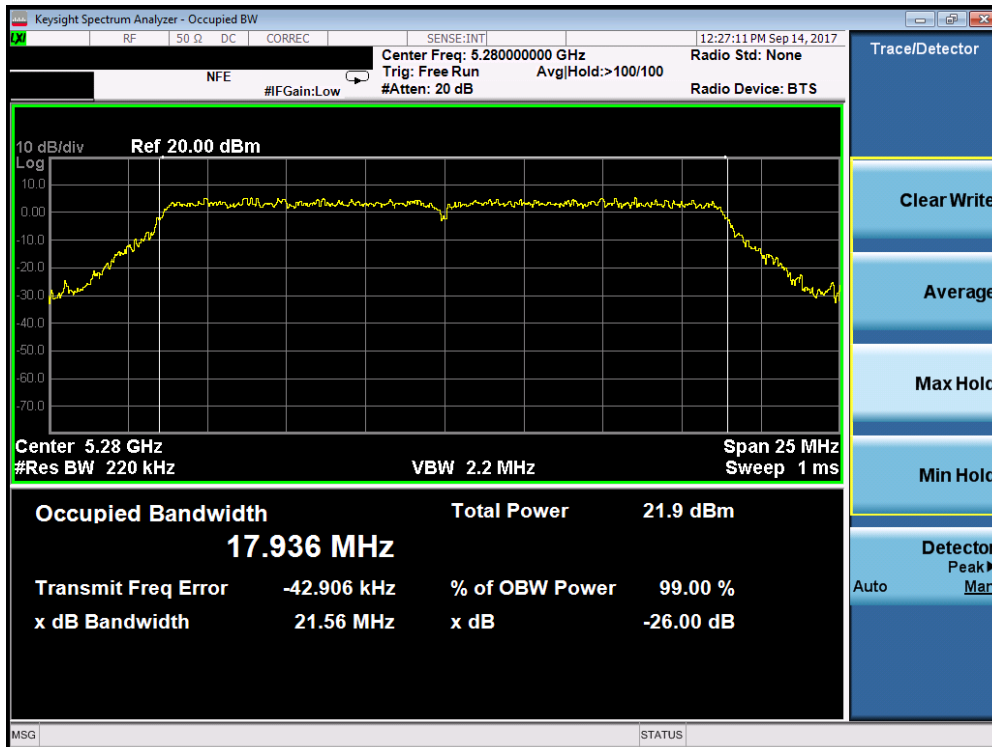


Plot 7-12. 26dB Bandwidth Plot (802.11a (UNII Band 2A) – Ch. 64)

FCC ID: A3LSMG892U		FCC Pt. 15.407 802.11a/n/ac UNII MEASUREMENT REPORT (CERTIFICATION)		Approved by: Quality Manager
Test Report S/N: 1M1709080250-06.A3L	Test Dates: 09/08/2017-10/04/2017	EUT Type: Portable Handset		Page 20 of 258

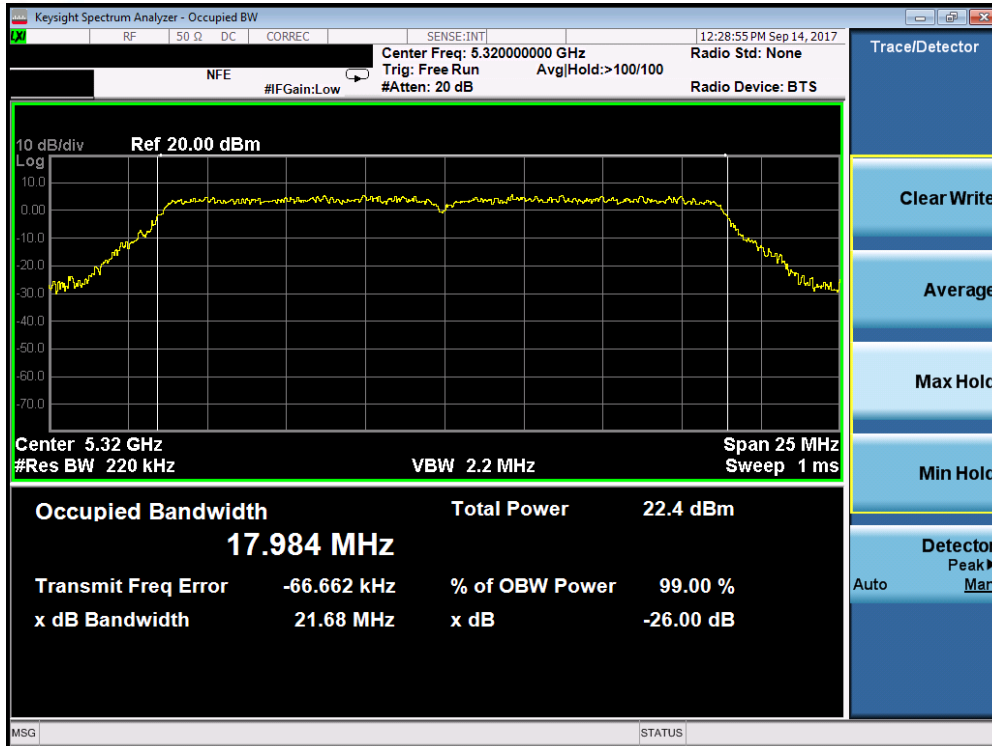


Plot 7-13. 26dB Bandwidth Plot (20MHz BW 802.11n (UNII Band 2A) – Ch. 52)

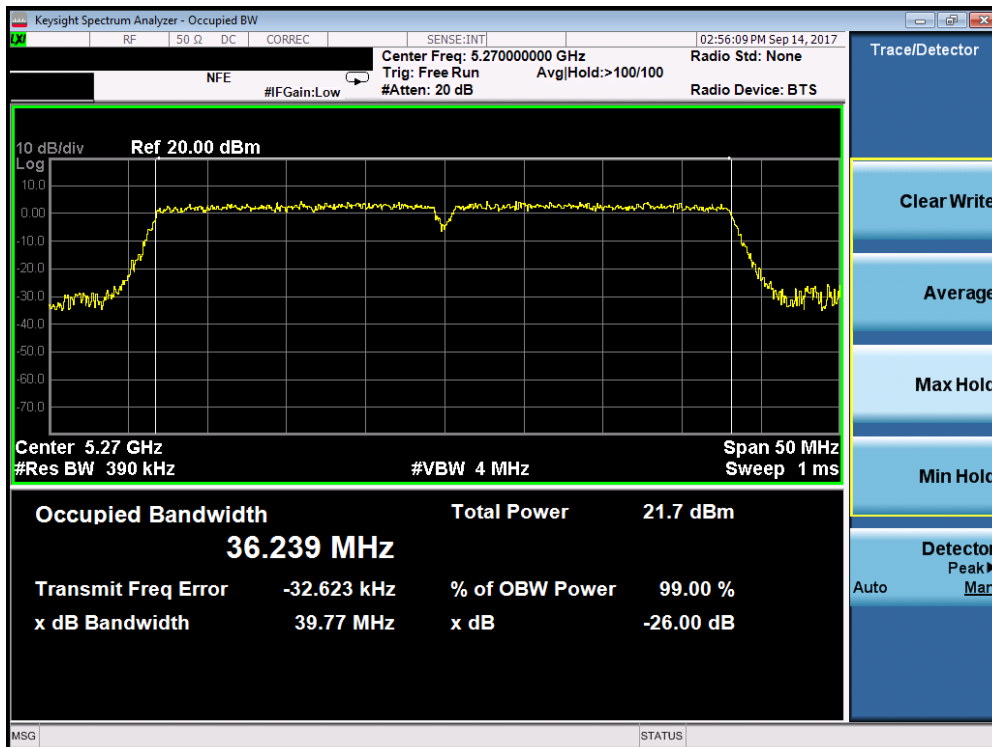


Plot 7-14. 26dB Bandwidth Plot (20MHz BW 802.11n (UNII Band 2A) – Ch. 56)

FCC ID: A3LSMG892U		FCC Pt. 15.407 802.11a/n/ac UNII MEASUREMENT REPORT (CERTIFICATION)		Approved by: Quality Manager
Test Report S/N: 1M1709080250-06.A3L	Test Dates: 09/08/2017-10/04/2017	EUT Type: Portable Handset		Page 21 of 258

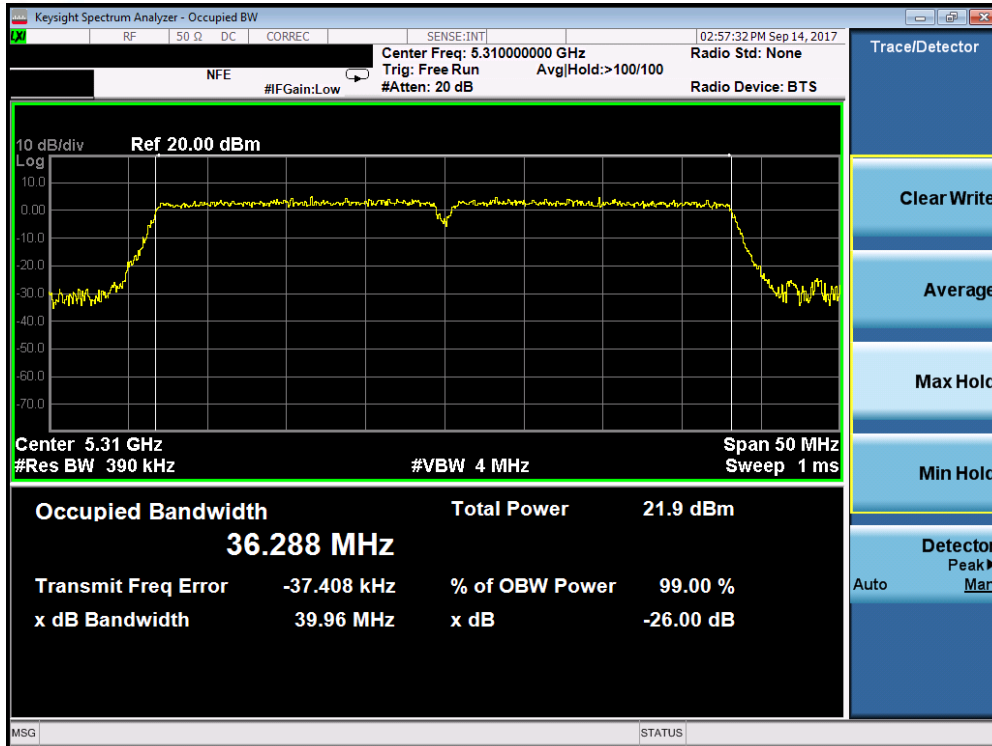


Plot 7-15. 26dB Bandwidth Plot (20MHz BW 802.11n (UNII Band 2A) – Ch. 64)



Plot 7-16. 26dB Bandwidth Plot (40MHz BW 802.11n (UNII Band 2A) – Ch. 54)

FCC ID: A3LSMG892U		FCC Pt. 15.407 802.11a/n/ac UNII MEASUREMENT REPORT (CERTIFICATION)		Approved by: Quality Manager
Test Report S/N: 1M1709080250-06.A3L	Test Dates: 09/08/2017-10/04/2017	EUT Type: Portable Handset		Page 22 of 258

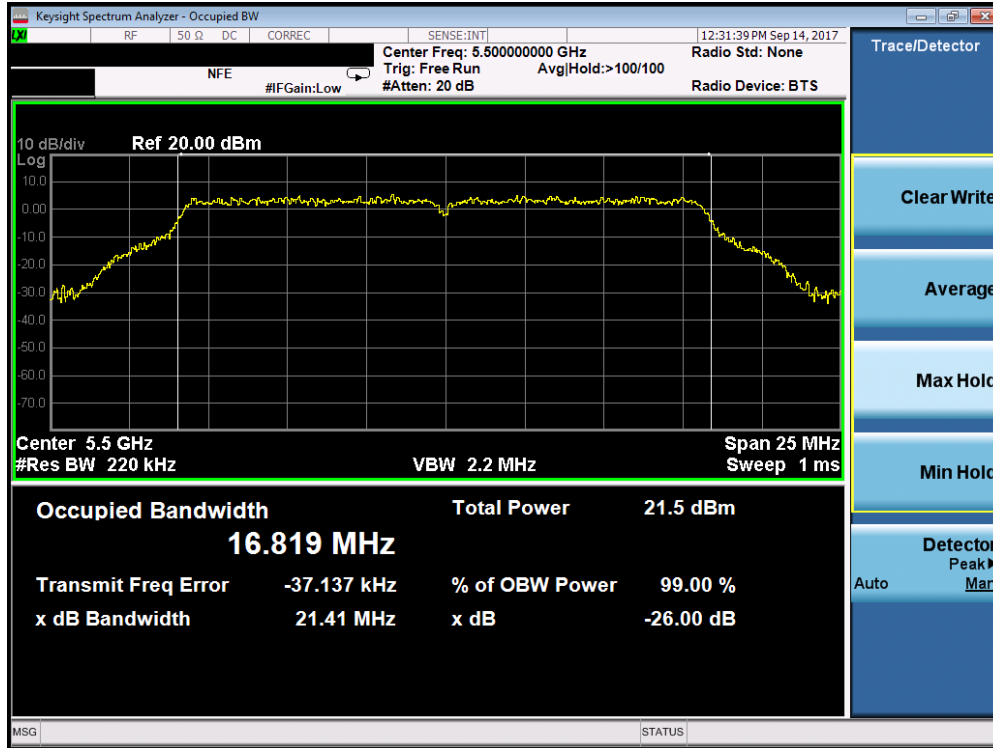


Plot 7-17. 26dB Bandwidth Plot (40MHz BW 802.11n (UNII Band 2A) – Ch. 62)

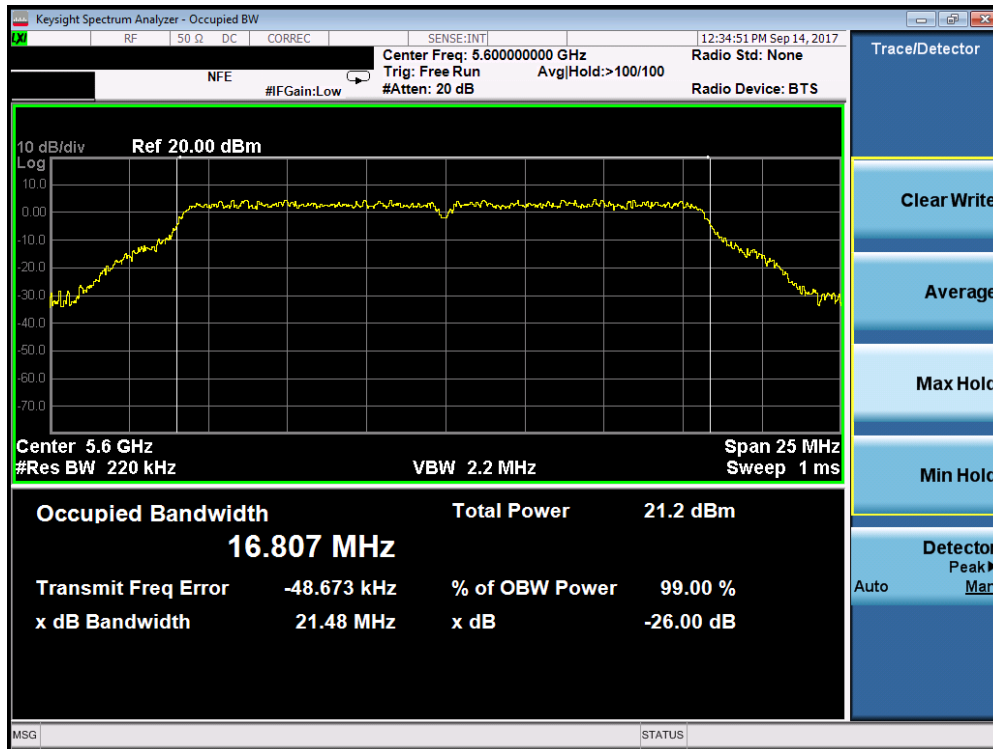


Plot 7-18. 26dB Bandwidth Plot (80MHz BW 802.11ac (UNII Band 2A) – Ch. 58)

FCC ID: A3LSMG892U		FCC Pt. 15.407 802.11a/n/ac UNII MEASUREMENT REPORT (CERTIFICATION)		Approved by: Quality Manager
Test Report S/N: 1M1709080250-06.A3L	Test Dates: 09/08/2017-10/04/2017	EUT Type: Portable Handset		Page 23 of 258

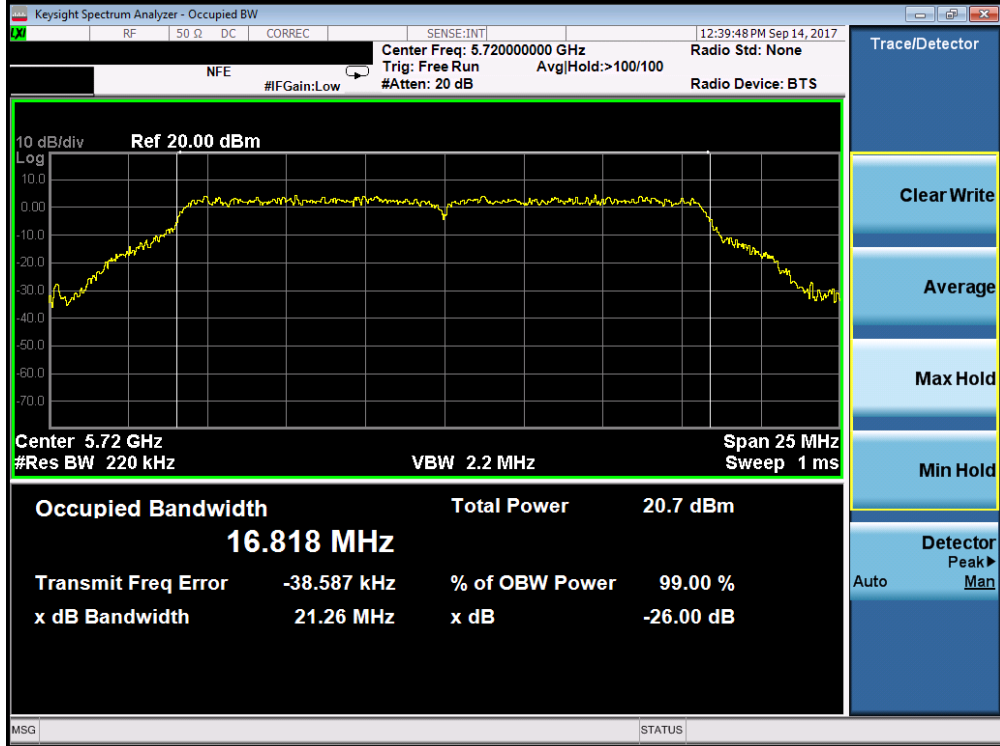


Plot 7-19. 26dB Bandwidth Plot (802.11a (UNII Band 2C) – Ch. 100)

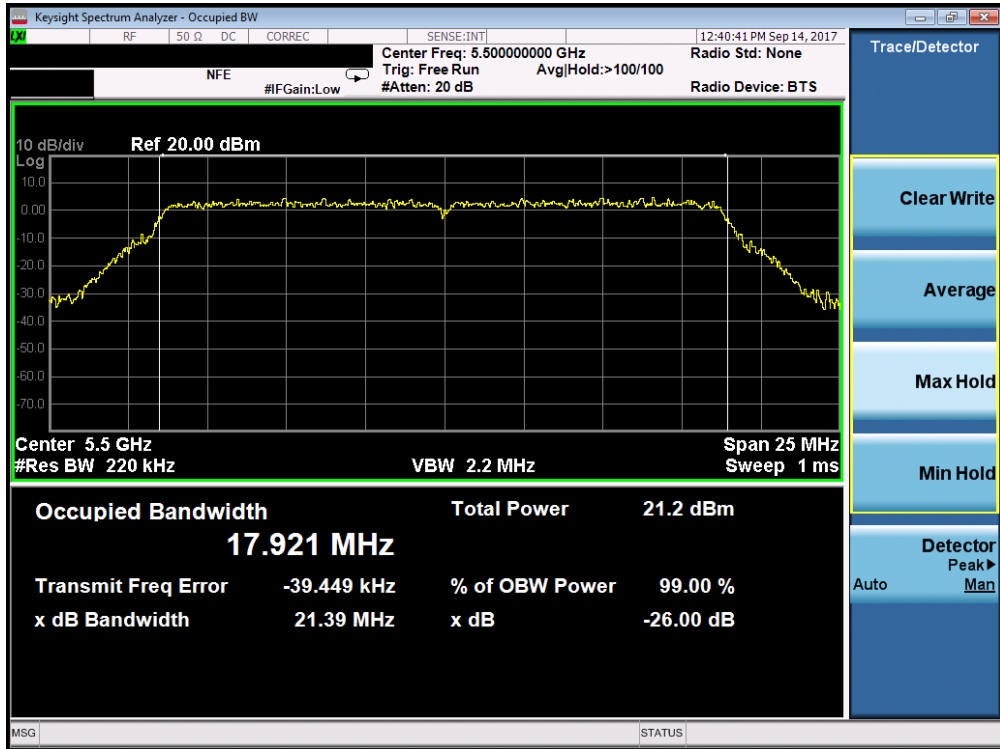


Plot 7-20. 26dB Bandwidth Plot (802.11a (UNII Band 2C) – Ch. 120)

FCC ID: A3LSMG892U		FCC Pt. 15.407 802.11a/n/ac UNII MEASUREMENT REPORT (CERTIFICATION)		Approved by: Quality Manager
Test Report S/N: 1M1709080250-06.A3L	Test Dates: 09/08/2017-10/04/2017	EUT Type: Portable Handset		Page 24 of 258

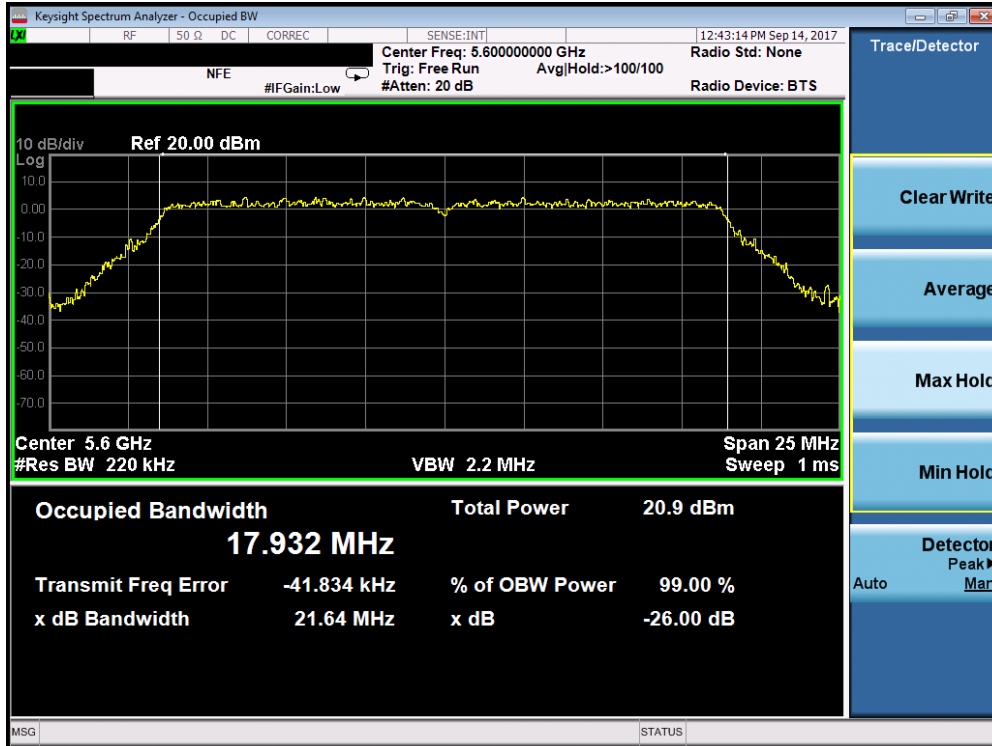


Plot 7-21. 26dB Bandwidth Plot (802.11a (UNII Band 2C) – Ch. 144)

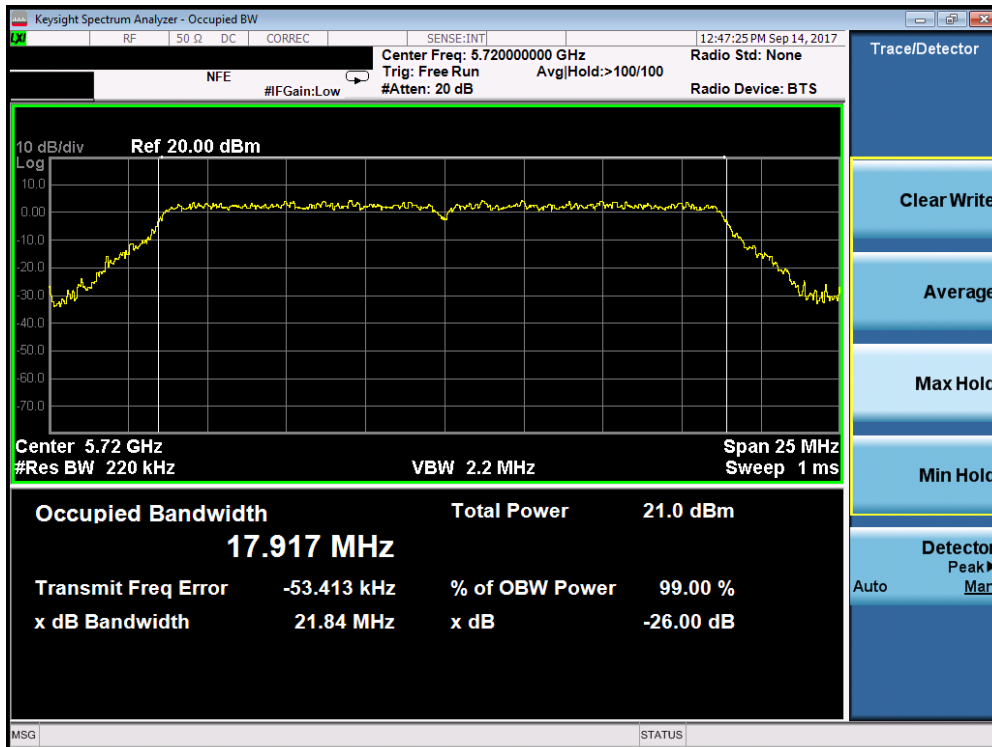


Plot 7-22. 26dB Bandwidth Plot (20MHz BW 802.11n (UNII Band 2C) – Ch. 100)

FCC ID: A3LSMG892U		FCC Pt. 15.407 802.11a/n/ac UNII MEASUREMENT REPORT (CERTIFICATION)		Approved by: Quality Manager
Test Report S/N: 1M1709080250-06.A3L	Test Dates: 09/08/2017-10/04/2017	EUT Type: Portable Handset		Page 25 of 258

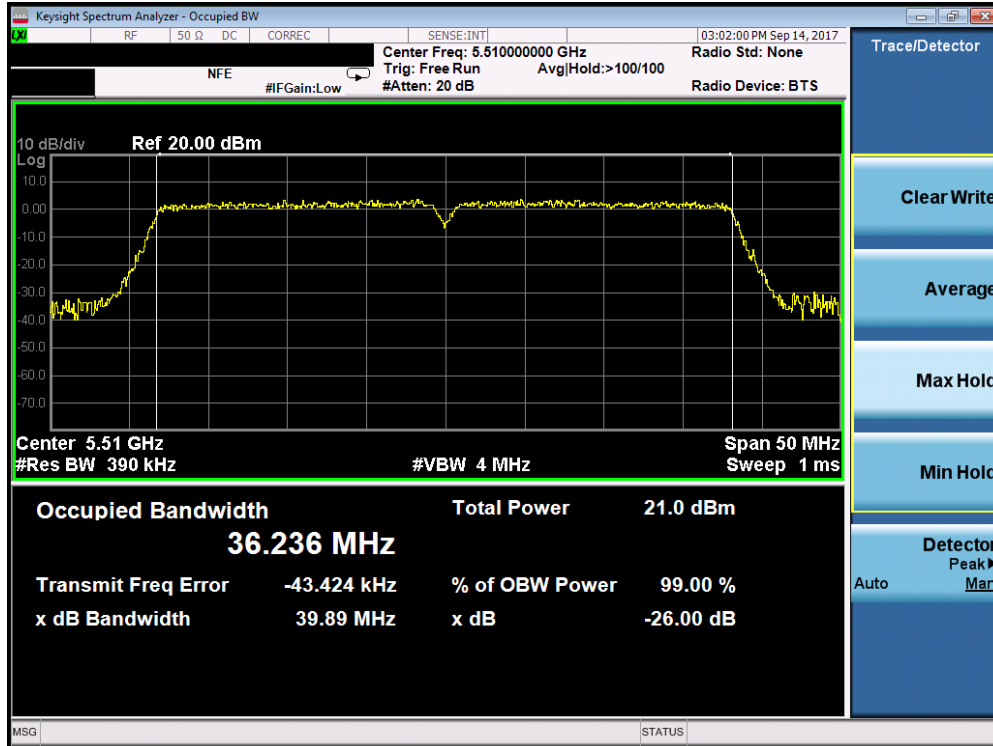


Plot 7-23. 26dB Bandwidth Plot (20MHz BW 802.11n (UNII Band 2C) – Ch. 120)

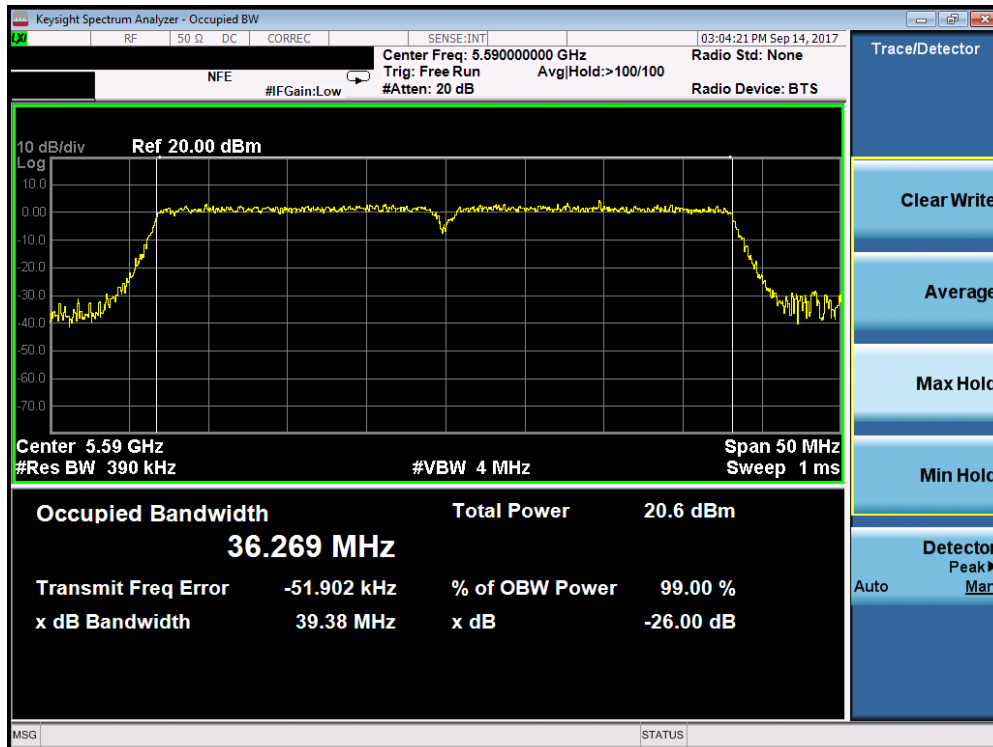


Plot 7-24. 26dB Bandwidth Plot (20MHz BW 802.11n (UNII Band 2C) – Ch. 144)

FCC ID: A3LSMG892U		FCC Pt. 15.407 802.11a/n/ac UNII MEASUREMENT REPORT (CERTIFICATION)		Approved by: Quality Manager
Test Report S/N: 1M1709080250-06.A3L	Test Dates: 09/08/2017-10/04/2017	EUT Type: Portable Handset		Page 26 of 258

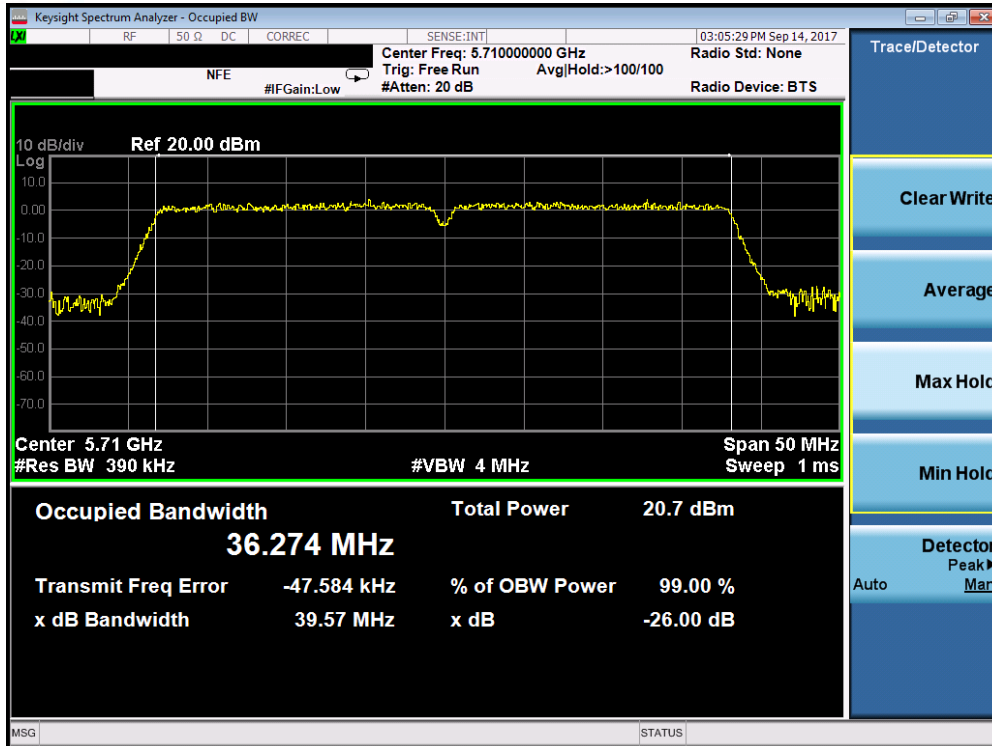


Plot 7-25. 26dB Bandwidth Plot (40MHz BW 802.11n (UNII Band 2C) – Ch. 102)

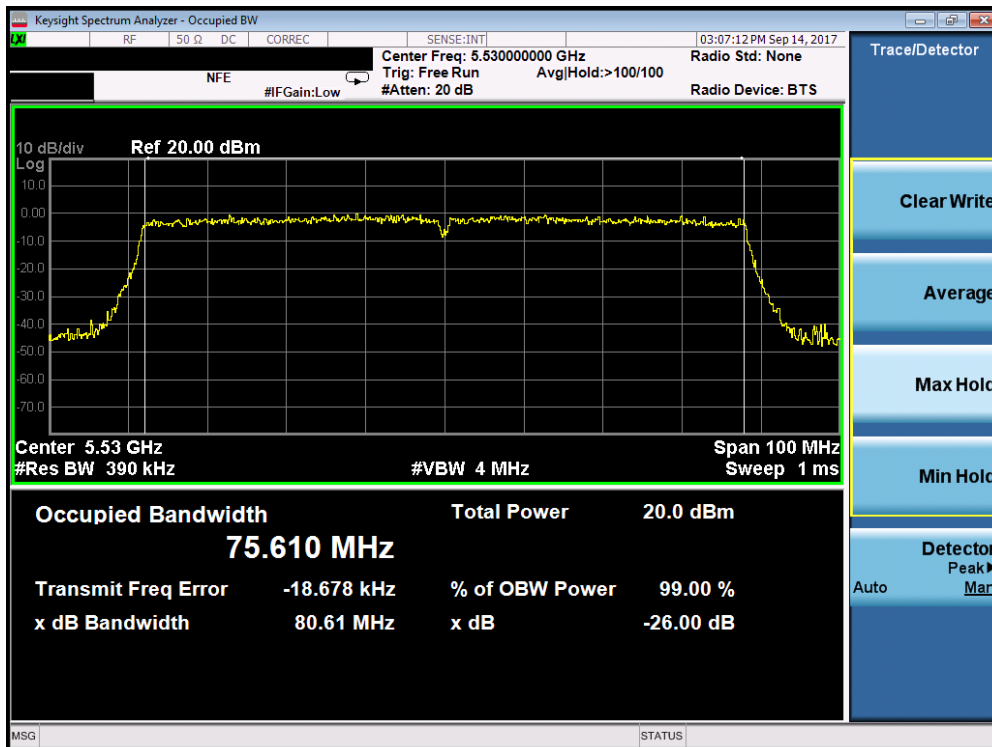


Plot 7-26. 26dB Bandwidth Plot (40MHz BW 802.11n (UNII Band 2C) – Ch. 118)

FCC ID: A3LSMG892U		FCC Pt. 15.407 802.11a/n/ac UNII MEASUREMENT REPORT (CERTIFICATION)		Approved by: Quality Manager
Test Report S/N: 1M1709080250-06.A3L	Test Dates: 09/08/2017-10/04/2017	EUT Type: Portable Handset		Page 27 of 258

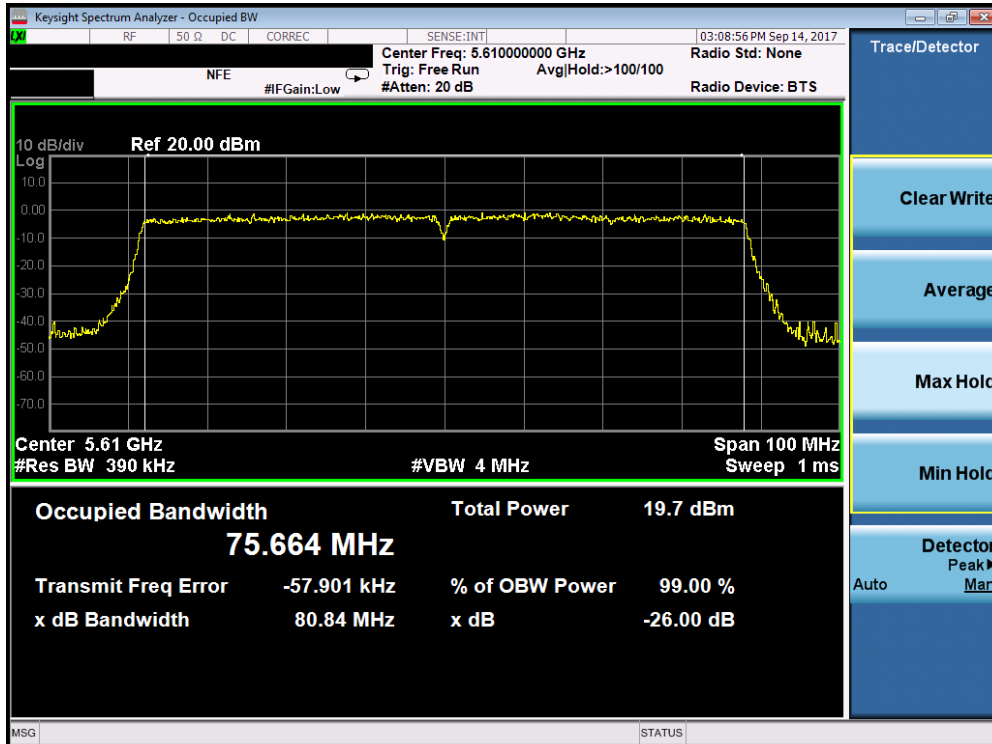


Plot 7-27. 26dB Bandwidth Plot (40MHz BW 802.11n (UNII Band 2C) – Ch. 142)

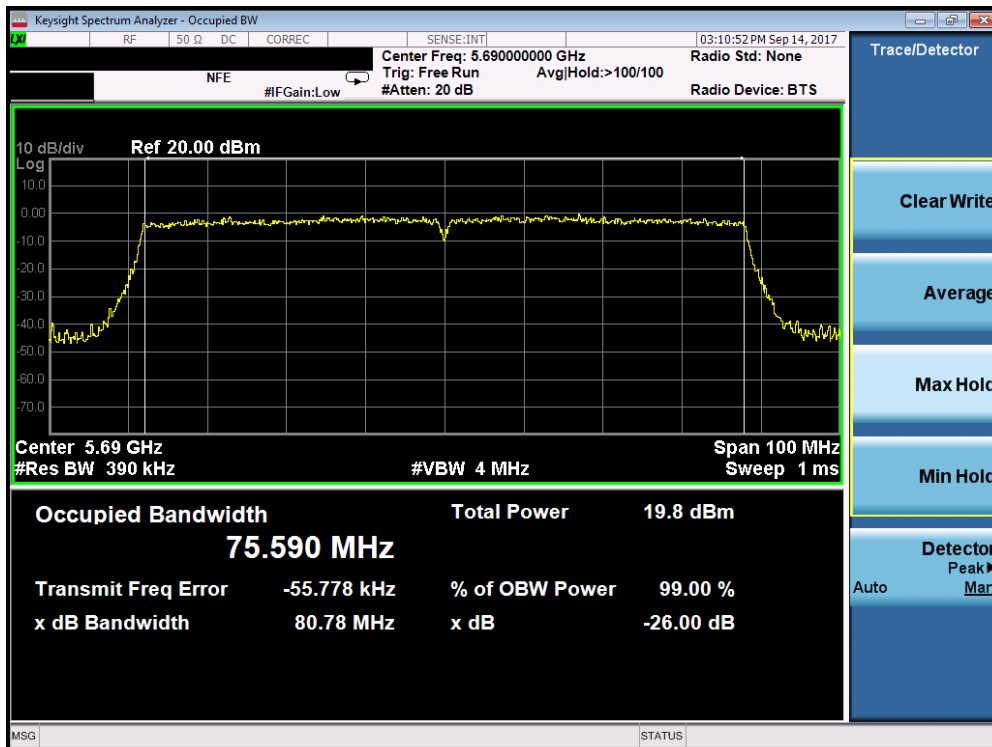


Plot 7-28. 26dB Bandwidth Plot (80MHz BW 802.11ac (UNII Band 2C) – Ch. 106)

FCC ID: A3LSMG892U		FCC Pt. 15.407 802.11a/n/ac UNII MEASUREMENT REPORT (CERTIFICATION)		Approved by: Quality Manager
Test Report S/N: 1M1709080250-06.A3L	Test Dates: 09/08/2017-10/04/2017	EUT Type: Portable Handset		Page 28 of 258



Plot 7-29. 26dB Bandwidth Plot (80MHz BW 802.11ac (UNII Band 2C) – Ch. 122)





Plot 7-30. 26dB Bandwidth Plot (80MHz BW 802.11ac (UNII Band 2C) – Ch. 138)

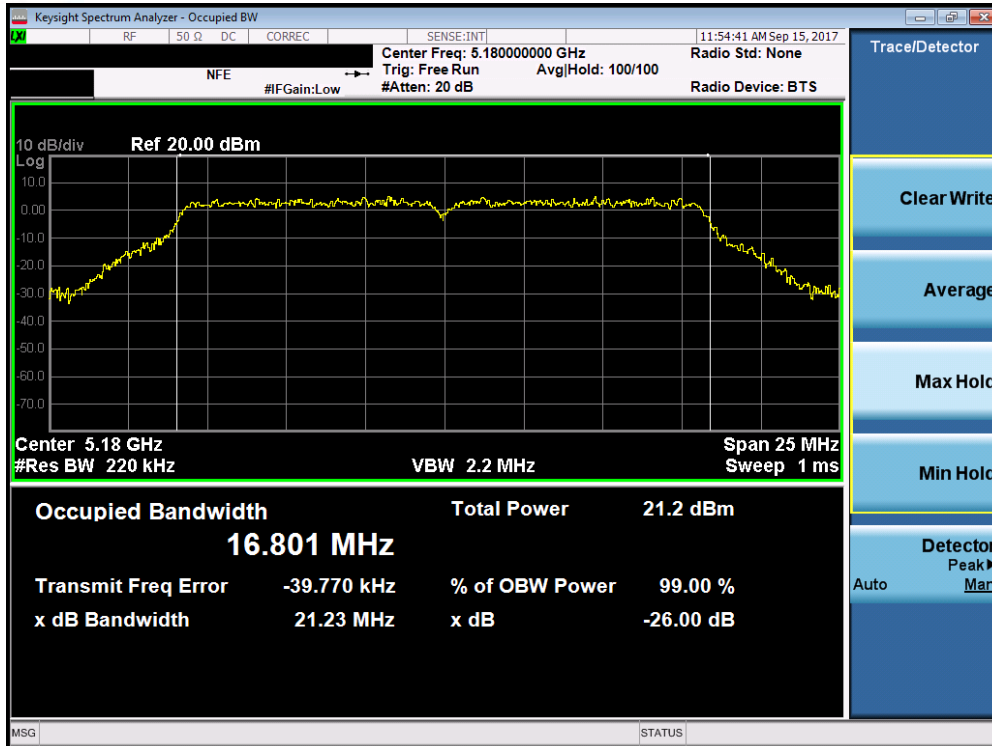
FCC ID: A3LSMG892U		FCC Pt. 15.407 802.11a/n/ac UNII MEASUREMENT REPORT (CERTIFICATION)		Approved by: Quality Manager
Test Report S/N: 1M1709080250-06.A3L	Test Dates: 09/08/2017-10/04/2017	EUT Type: Portable Handset		Page 29 of 258

Antenna-2 26dB Bandwidth Measurements

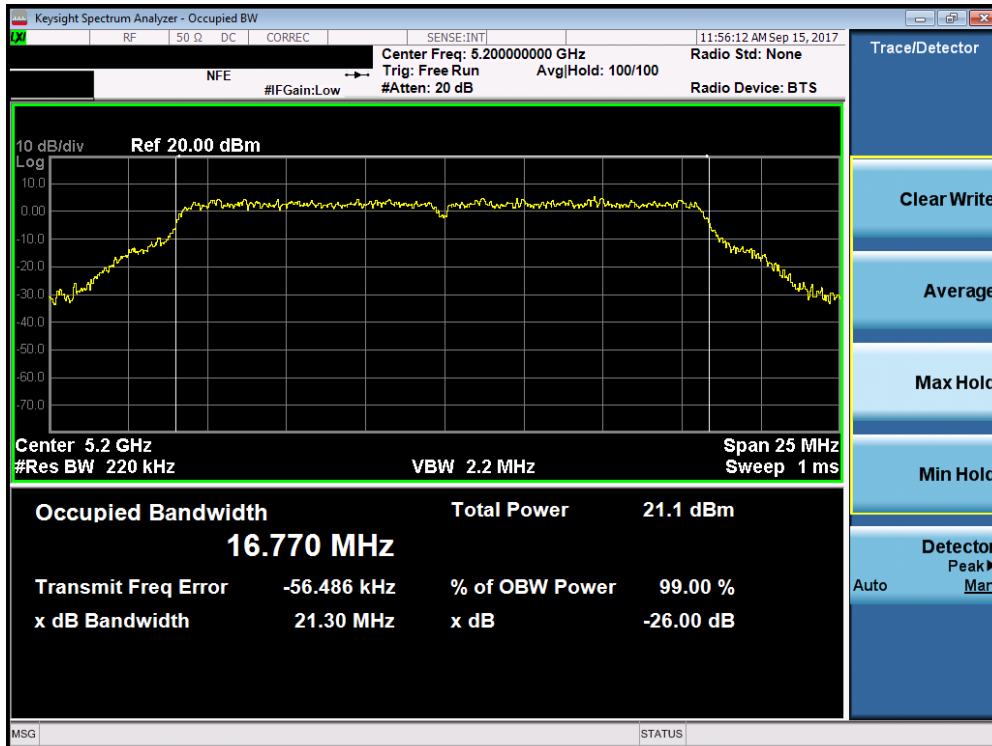
	Frequency [MHz]	Channel No.	802.11 Mode	Data Rate [Mbps]	Measured 26dB Bandwidth [MHz]
Band 1	5180	36	a	6	21.23
	5200	40	a	6	21.30
	5240	48	a	6	21.16
	5180	36	n (20MHz)	6.5/7.2 (MCS0)	21.58
	5200	40	n (20MHz)	6.5/7.2 (MCS0)	21.71
	5240	48	n (20MHz)	6.5/7.2 (MCS0)	21.60
	5190	38	n (40MHz)	13.5/15 (MCS0)	39.90
	5230	46	n (40MHz)	13.5/15 (MCS0)	39.58
	5210	42	ac (80MHz)	29.3/32.5 (MCS0)	80.10
Band 2A	5260	52	a	6	21.23
	5280	56	a	6	21.40
	5320	64	a	6	21.31
	5260	52	n (20MHz)	6.5/7.2 (MCS0)	21.81
	5280	56	n (20MHz)	6.5/7.2 (MCS0)	21.66
	5320	64	n (20MHz)	6.5/7.2 (MCS0)	21.50
	5270	54	n (40MHz)	13.5/15 (MCS0)	39.86
	5310	62	n (40MHz)	13.5/15 (MCS0)	39.71
	5290	58	ac (80MHz)	29.3/32.5 (MCS0)	80.21
Band 2C	5500	100	a	6	21.31
	5600	120	a	6	21.39
	5720	144	a	6	21.20
	5500	100	n (20MHz)	6.5/7.2 (MCS0)	21.46
	5600	120	n (20MHz)	6.5/7.2 (MCS0)	21.55
	5720	144	n (20MHz)	6.5/7.2 (MCS0)	21.78
	5510	102	n (40MHz)	13.5/15 (MCS0)	39.81
	5590	118	n (40MHz)	13.5/15 (MCS0)	39.93
	5710	142	n (40MHz)	13.5/15 (MCS0)	39.95
	5530	106	ac (80MHz)	29.3/32.5 (MCS0)	80.13
	5610	122	ac (80MHz)	29.3/32.5 (MCS0)	80.17
	5690	138	ac (80MHz)	29.3/32.5 (MCS0)	80.32

Table 7-3. Conducted Bandwidth Measurements

FCC ID: A3LSMG892U		FCC Pt. 15.407 802.11a/n/ac UNII MEASUREMENT REPORT (CERTIFICATION)		Approved by: Quality Manager
Test Report S/N: 1M1709080250-06.A3L	Test Dates: 09/08/2017-10/04/2017	EUT Type: Portable Handset		Page 30 of 258

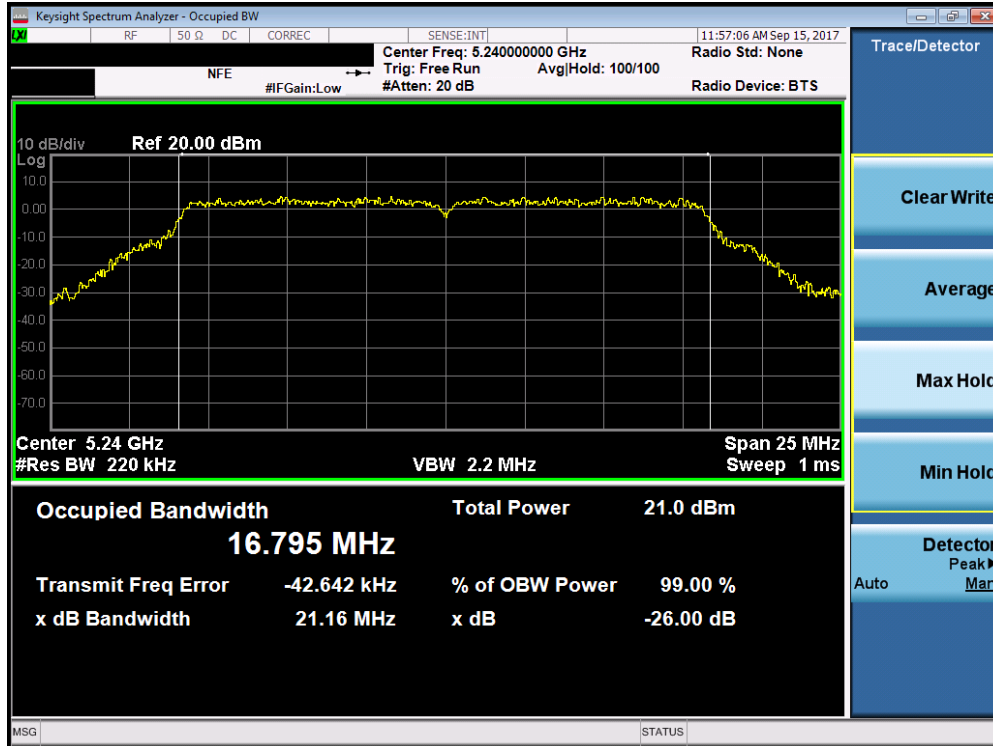


Plot 7-31. 26dB Bandwidth Plot (802.11a (UNII Band 1) – Ch. 36)

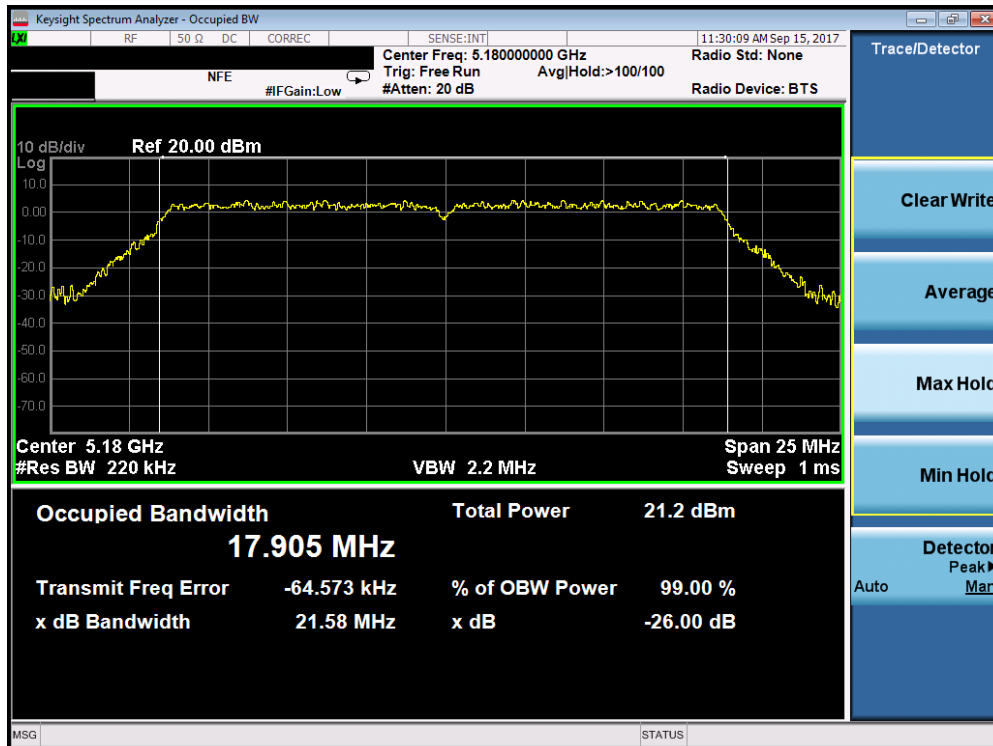


Plot 7-32. 26dB Bandwidth Plot (802.11a (UNII Band 1) – Ch. 40)

FCC ID: A3LSMG892U		FCC Pt. 15.407 802.11a/n/ac UNII MEASUREMENT REPORT (CERTIFICATION)		Approved by: Quality Manager
Test Report S/N: 1M1709080250-06.A3L	Test Dates: 09/08/2017-10/04/2017	EUT Type: Portable Handset		Page 31 of 258

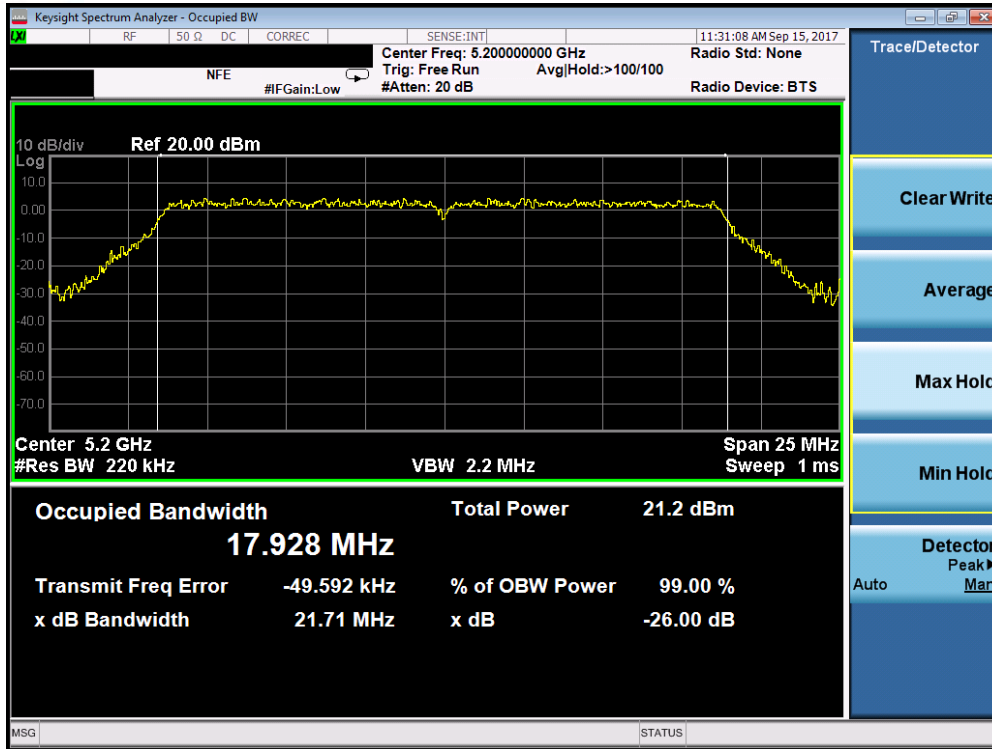


Plot 7-33. 26dB Bandwidth Plot (802.11a (UNII Band 1) – Ch. 48)

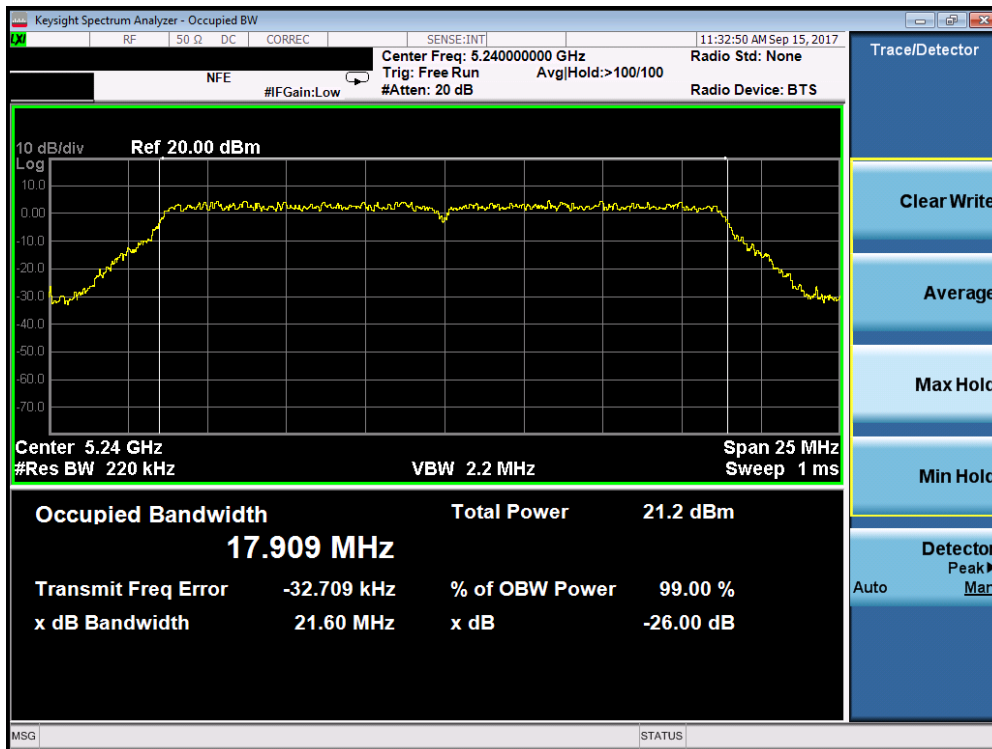


Plot 7-34. 26dB Bandwidth Plot (20MHz BW 802.11n (UNII Band 1) – Ch. 36)

FCC ID: A3LSMG892U		FCC Pt. 15.407 802.11a/n/ac UNII MEASUREMENT REPORT (CERTIFICATION)		Approved by: Quality Manager
Test Report S/N: 1M1709080250-06.A3L	Test Dates: 09/08/2017-10/04/2017	EUT Type: Portable Handset		Page 32 of 258

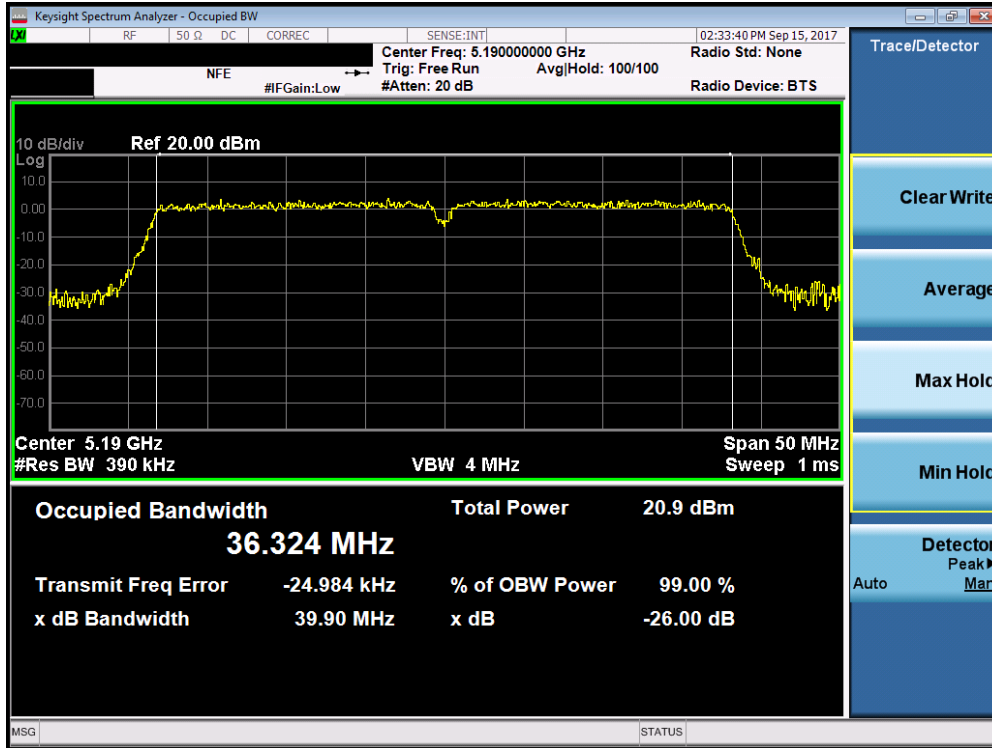


Plot 7-35. 26dB Bandwidth Plot (20MHz BW 802.11n (UNII Band 1) – Ch. 40)

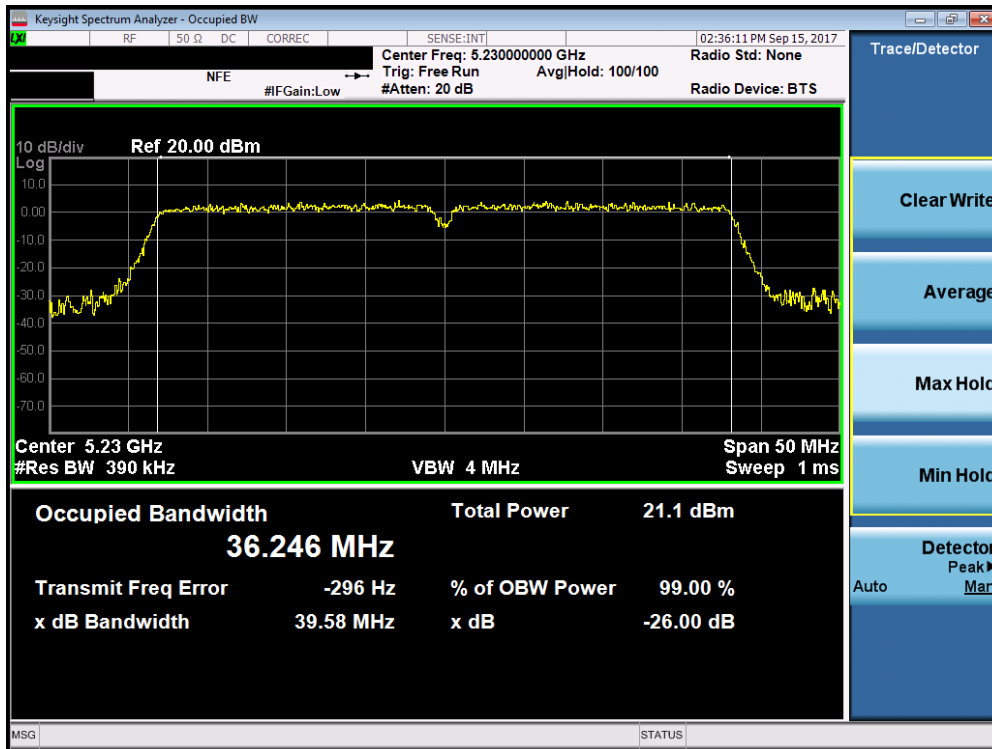


Plot 7-36. 26dB Bandwidth Plot (20MHz BW 802.11n (UNII Band 1) – Ch. 48)

FCC ID: A3LSMG892U		FCC Pt. 15.407 802.11a/n/ac UNII MEASUREMENT REPORT (CERTIFICATION)		Approved by: Quality Manager
Test Report S/N: 1M1709080250-06.A3L	Test Dates: 09/08/2017-10/04/2017	EUT Type: Portable Handset		Page 33 of 258

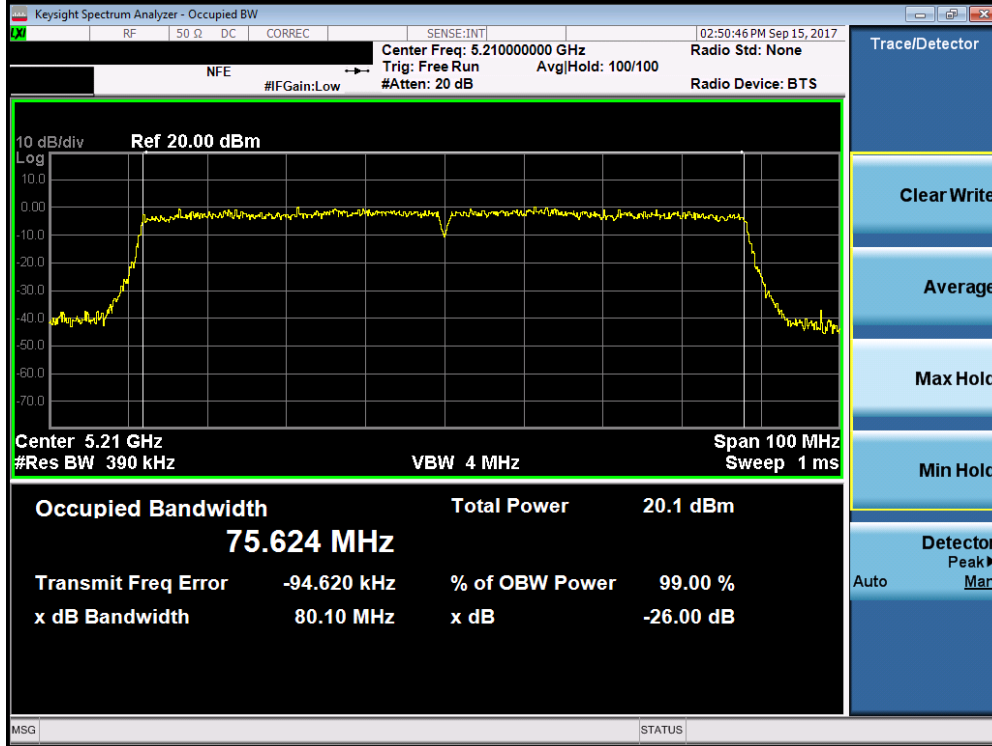


Plot 7-37. 26dB Bandwidth Plot (40MHz BW 802.11n (UNII Band 1) – Ch. 38)

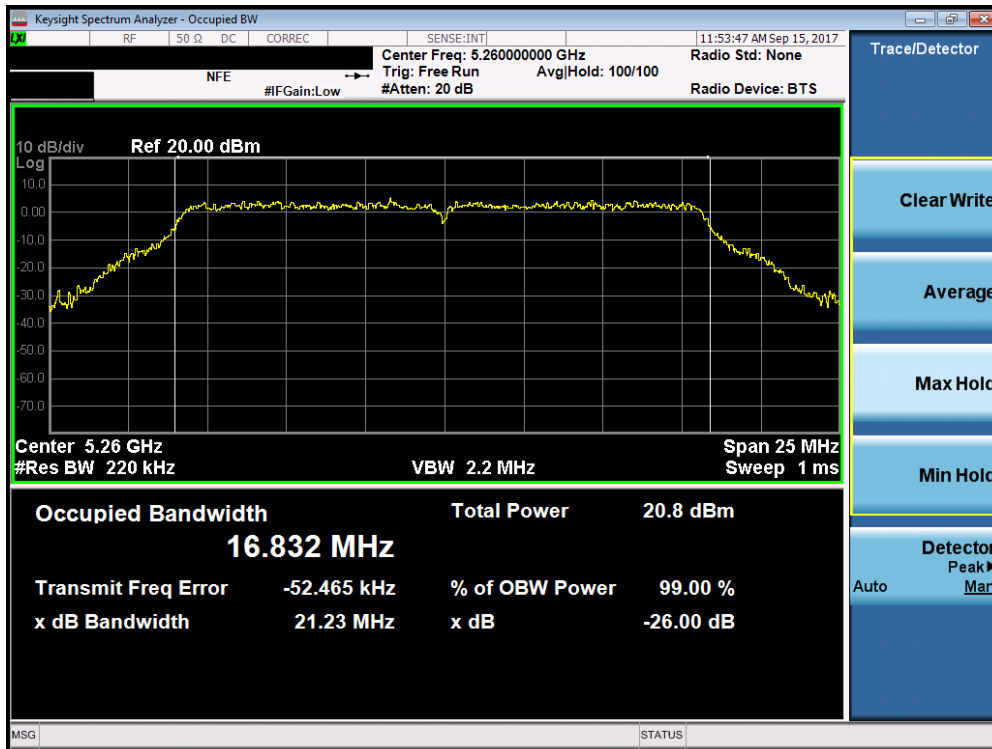


Plot 7-38. 26dB Bandwidth Plot (40MHz BW 802.11n (UNII Band 1) – Ch. 46)

FCC ID: A3LSMG892U		FCC Pt. 15.407 802.11a/n/ac UNII MEASUREMENT REPORT (CERTIFICATION)		Approved by: Quality Manager
Test Report S/N: 1M1709080250-06.A3L	Test Dates: 09/08/2017-10/04/2017	EUT Type: Portable Handset		Page 34 of 258

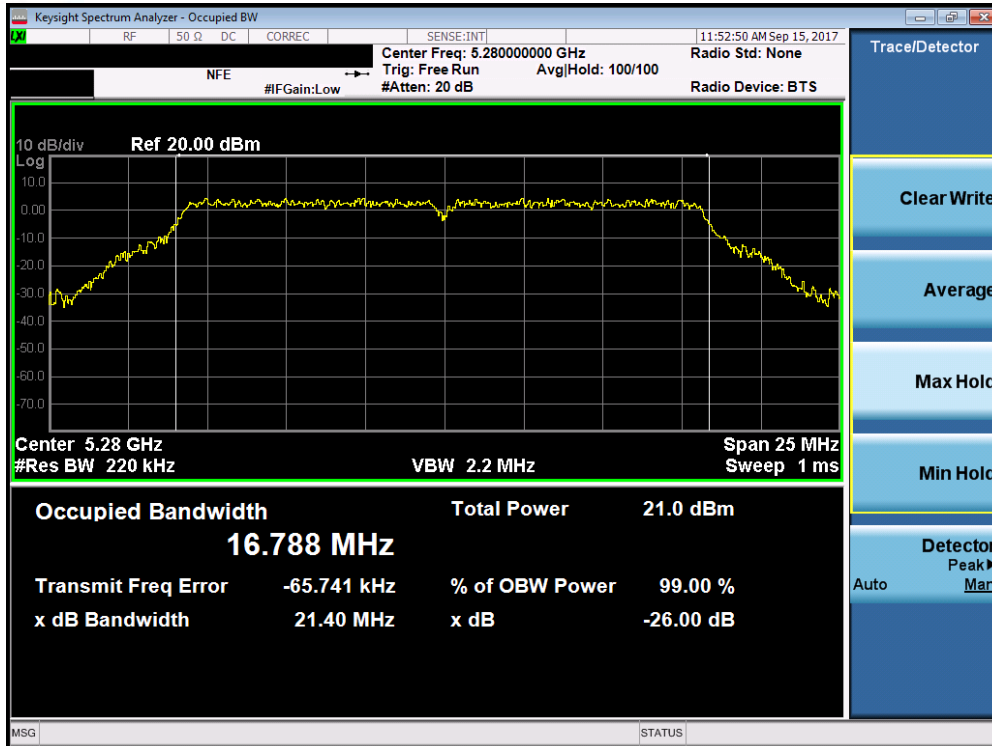


Plot 7-39. 26dB Bandwidth Plot (80MHz BW 802.11ac (UNII Band 1) – Ch. 42)

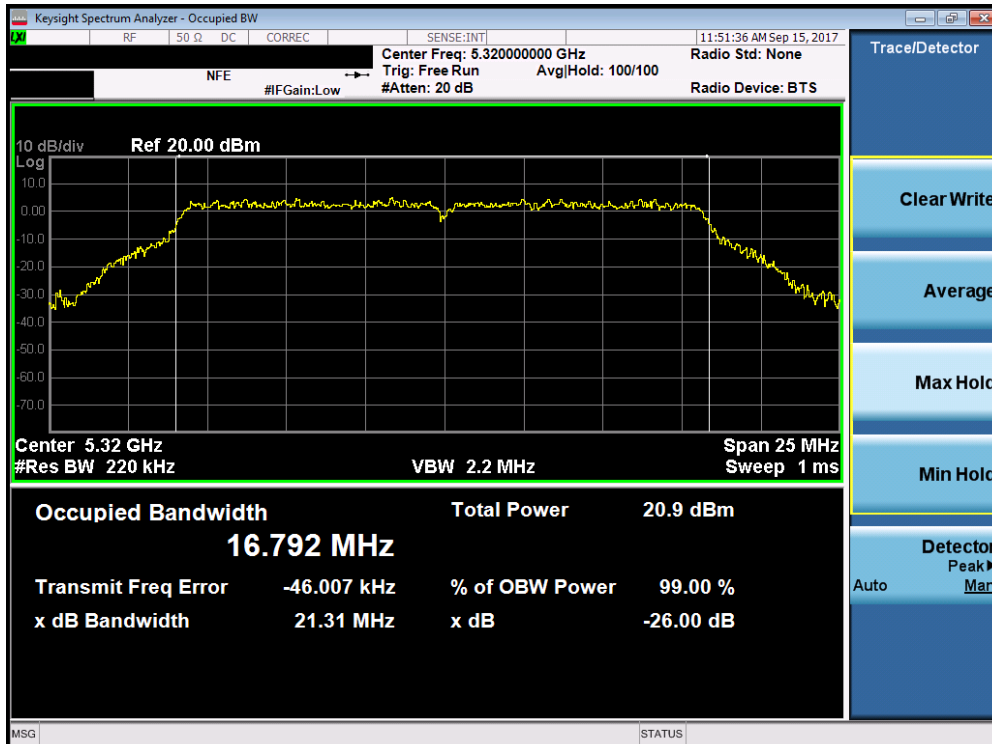


Plot 7-40. 26dB Bandwidth Plot (802.11a (UNII Band 2A) – Ch. 52)

FCC ID: A3LSMG892U		FCC Pt. 15.407 802.11a/n/ac UNII MEASUREMENT REPORT (CERTIFICATION)		Approved by: Quality Manager
Test Report S/N: 1M1709080250-06.A3L	Test Dates: 09/08/2017-10/04/2017	EUT Type: Portable Handset		Page 35 of 258

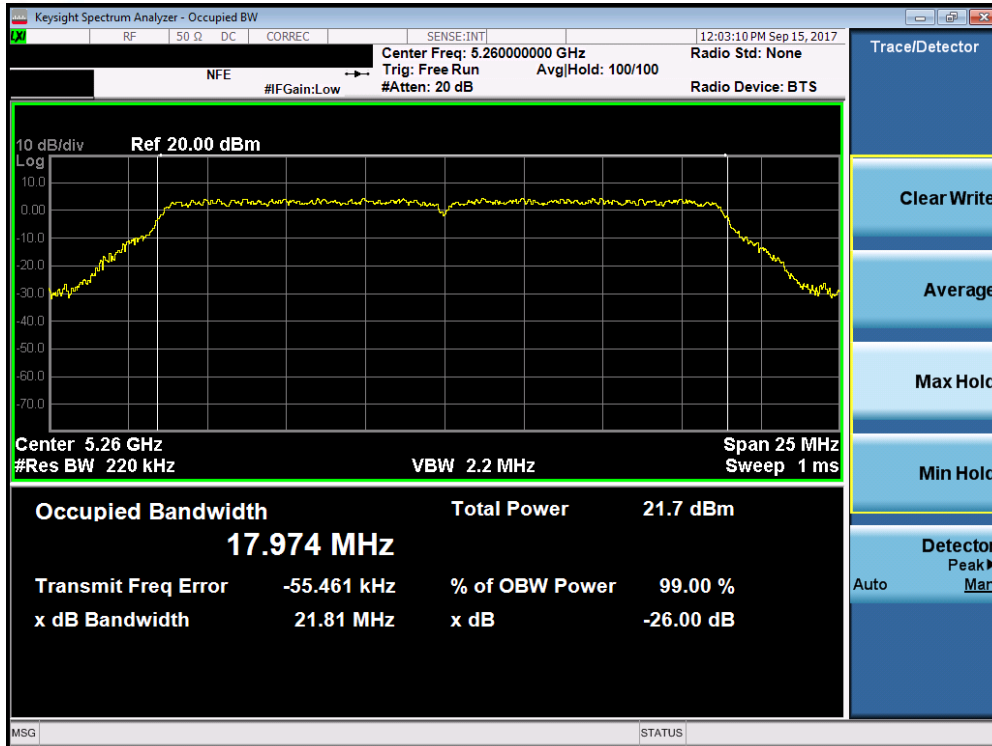


Plot 7-41. 26dB Bandwidth Plot (802.11a (UNII Band 2A) – Ch. 56)

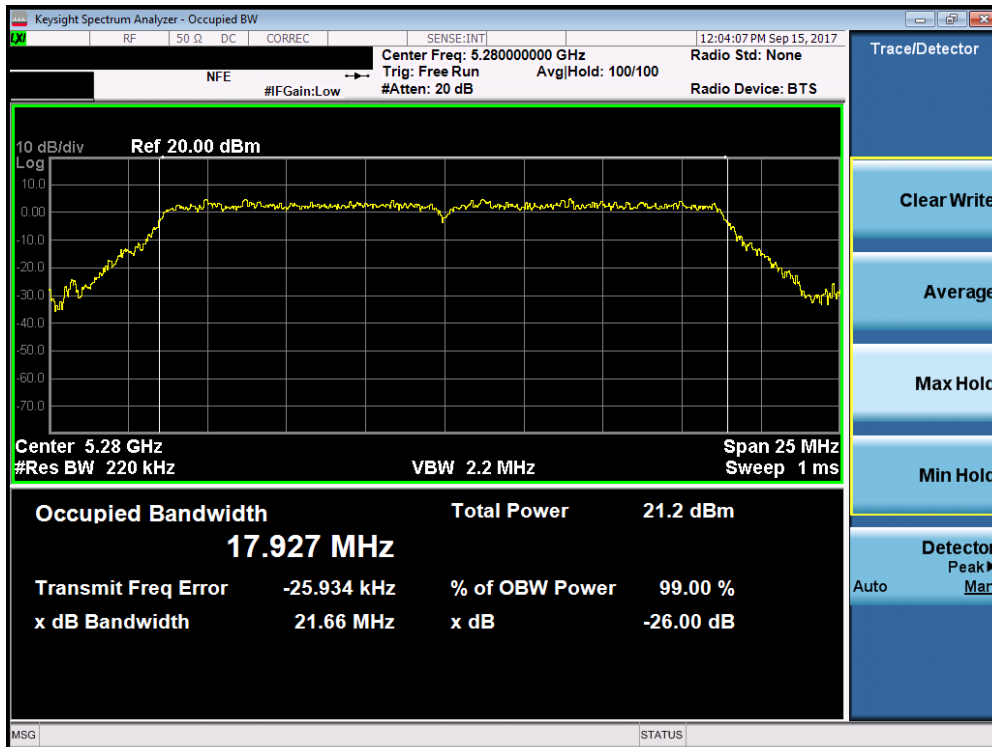


Plot 7-42. 26dB Bandwidth Plot (802.11a (UNII Band 2A) – Ch. 64)

FCC ID: A3LSMG892U		FCC Pt. 15.407 802.11a/n/ac UNII MEASUREMENT REPORT (CERTIFICATION)		Approved by: Quality Manager
Test Report S/N: 1M1709080250-06.A3L	Test Dates: 09/08/2017-10/04/2017	EUT Type: Portable Handset		Page 36 of 258

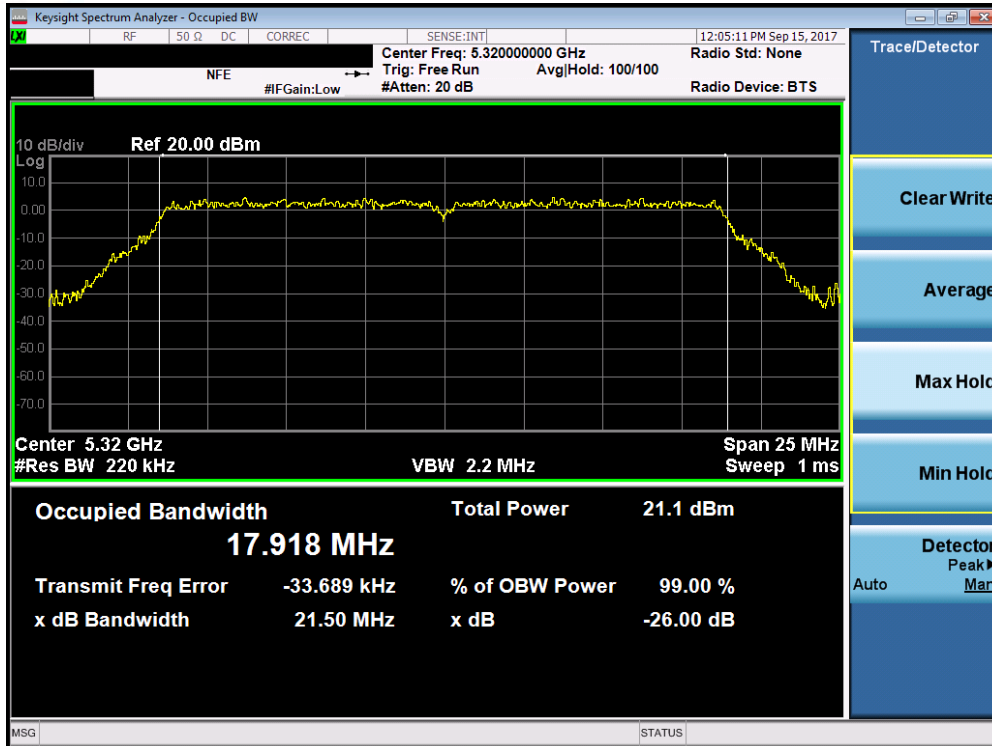


Plot 7-43. 26dB Bandwidth Plot (20MHz BW 802.11n (UNII Band 2A) – Ch. 52)

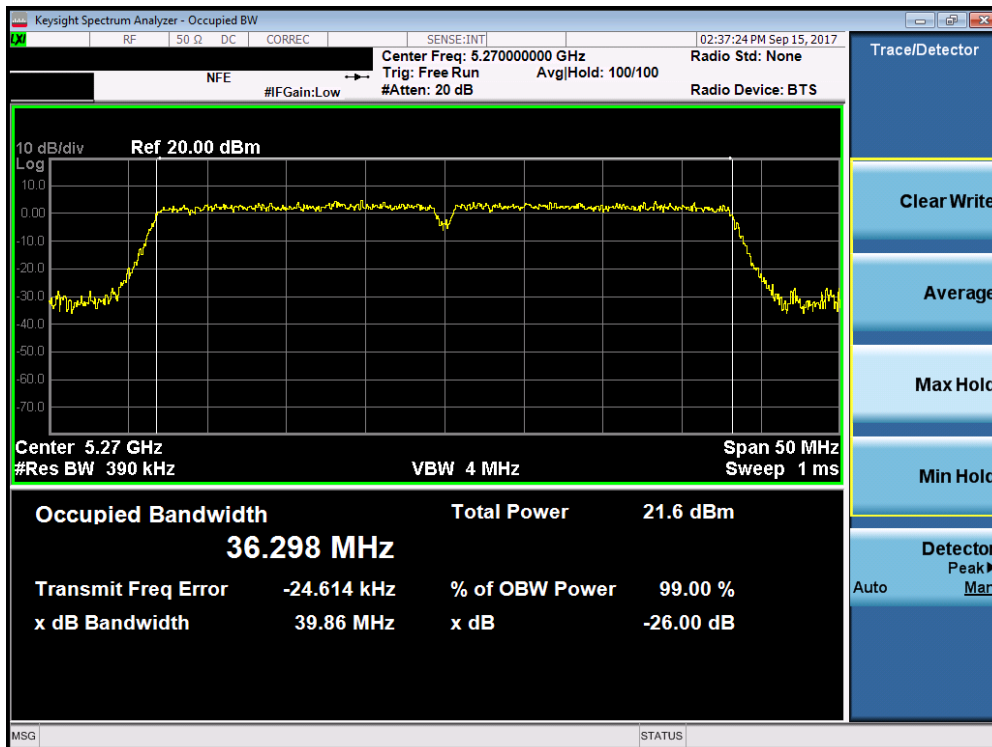


Plot 7-44. 26dB Bandwidth Plot (20MHz BW 802.11n (UNII Band 2A) – Ch. 56)

FCC ID: A3LSMG892U		FCC Pt. 15.407 802.11a/n/ac UNII MEASUREMENT REPORT (CERTIFICATION)		Approved by: Quality Manager
Test Report S/N: 1M1709080250-06.A3L	Test Dates: 09/08/2017-10/04/2017	EUT Type: Portable Handset		Page 37 of 258

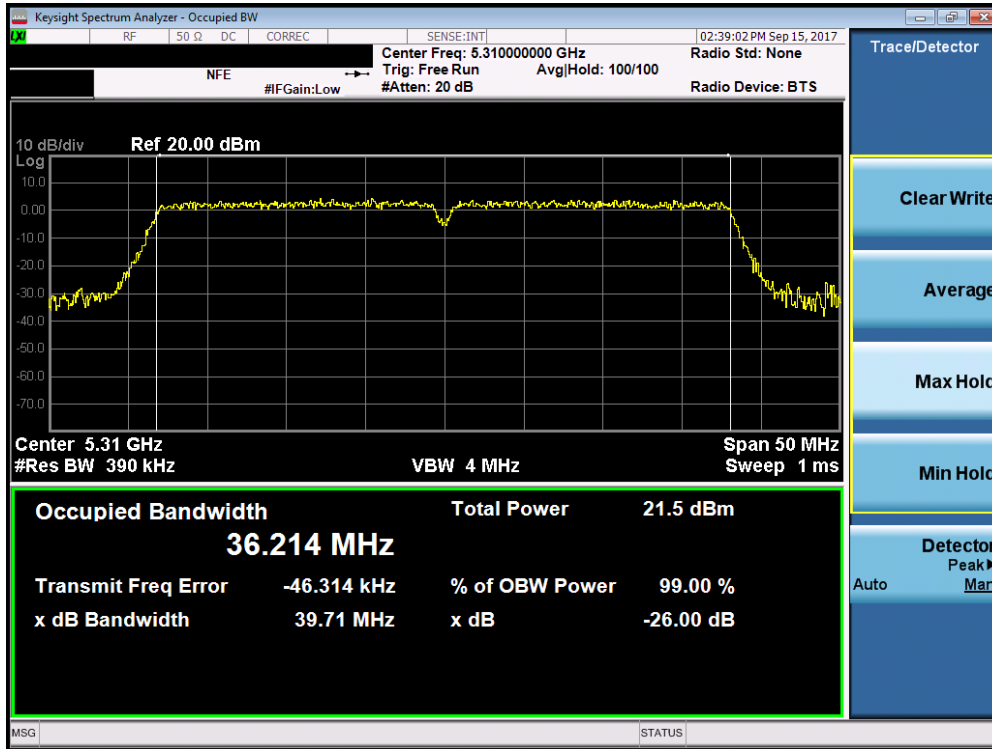


Plot 7-45. 26dB Bandwidth Plot (20MHz BW 802.11n (UNII Band 2A) – Ch. 64)

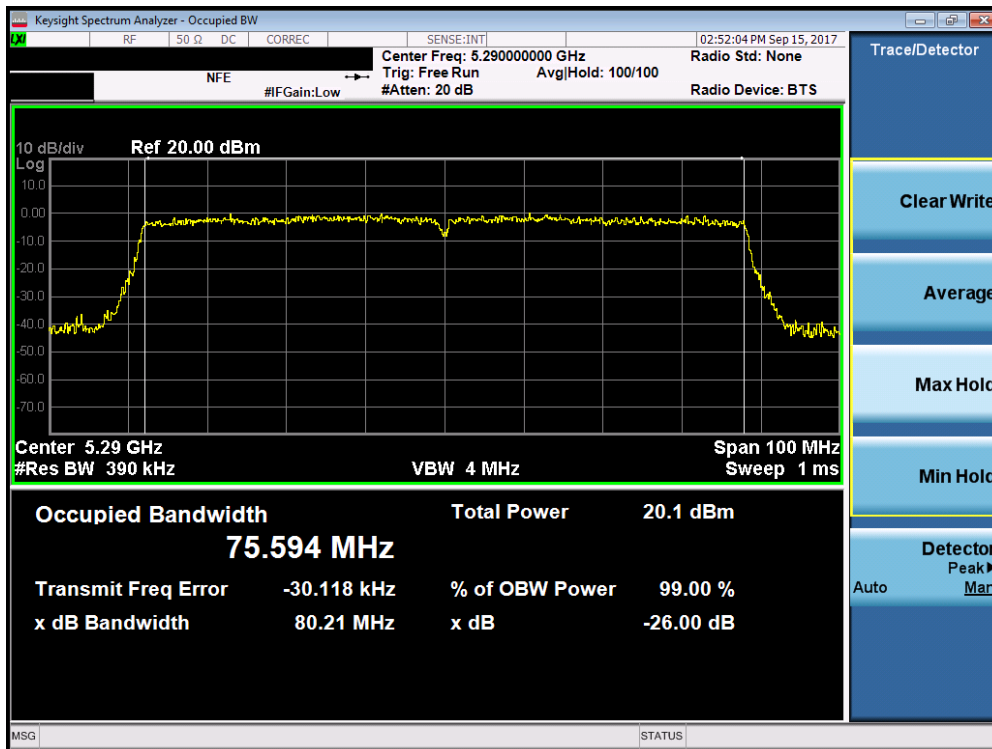


Plot 7-46. 26dB Bandwidth Plot (40MHz BW 802.11n (UNII Band 2A) – Ch. 54)

FCC ID: A3LSMG892U		FCC Pt. 15.407 802.11a/n/ac UNII MEASUREMENT REPORT (CERTIFICATION)		Approved by: Quality Manager
Test Report S/N: 1M1709080250-06.A3L	Test Dates: 09/08/2017-10/04/2017	EUT Type: Portable Handset		Page 38 of 258

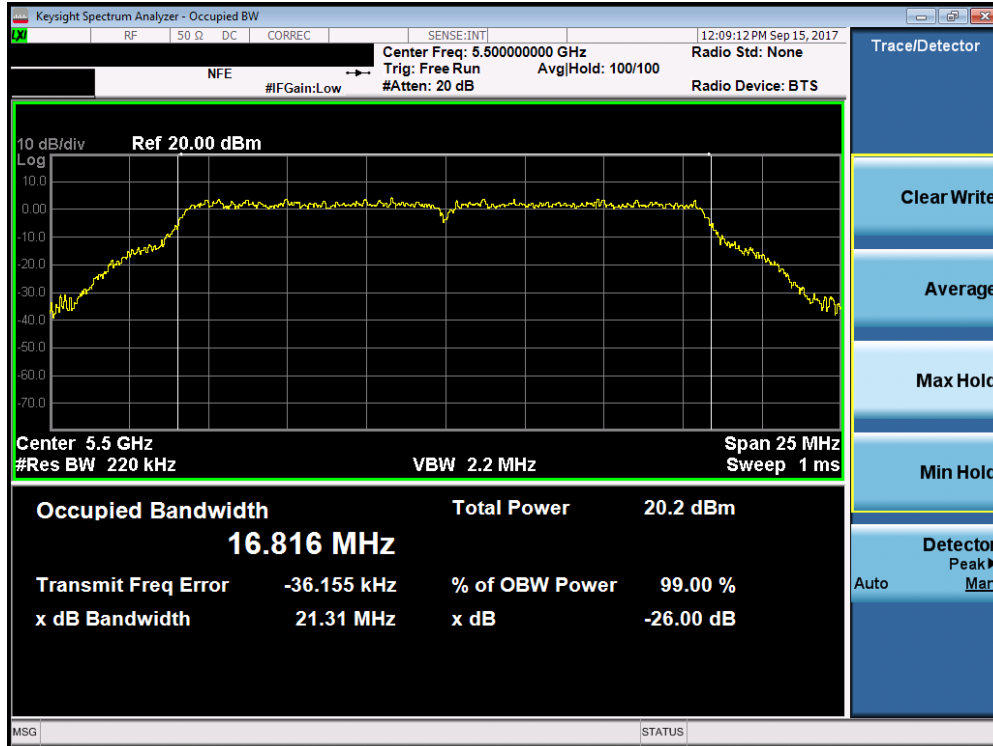


Plot 7-47. 26dB Bandwidth Plot (40MHz BW 802.11n (UNII Band 2A) – Ch. 62)

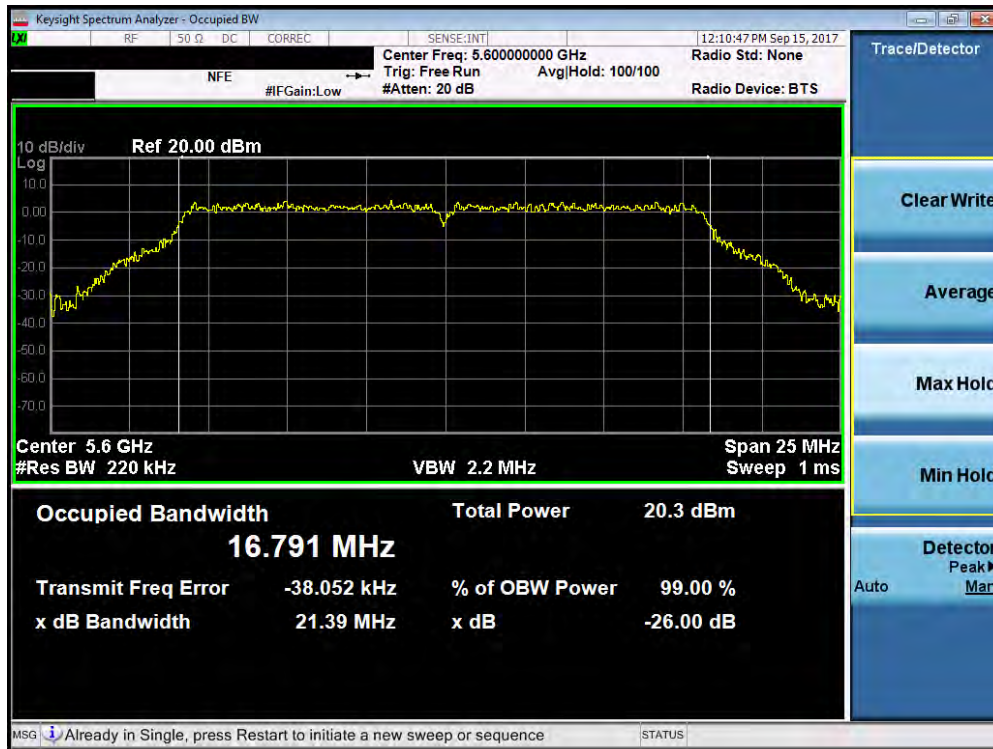


Plot 7-48. 26dB Bandwidth Plot (80MHz BW 802.11ac (UNII Band 2A) – Ch. 58)

FCC ID: A3LSMG892U		FCC Pt. 15.407 802.11a/n/ac UNII MEASUREMENT REPORT (CERTIFICATION)		Approved by: Quality Manager
Test Report S/N: 1M1709080250-06.A3L	Test Dates: 09/08/2017-10/04/2017	EUT Type: Portable Handset		Page 39 of 258

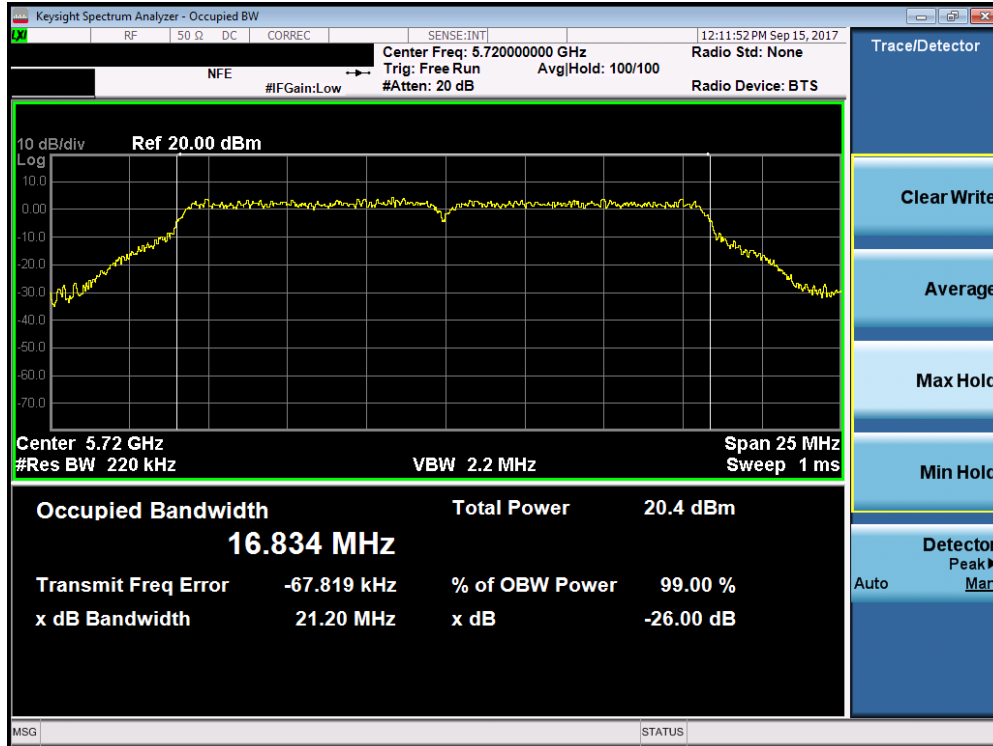


Plot 7-49. 26dB Bandwidth Plot (802.11a (UNII Band 2C) – Ch. 100)

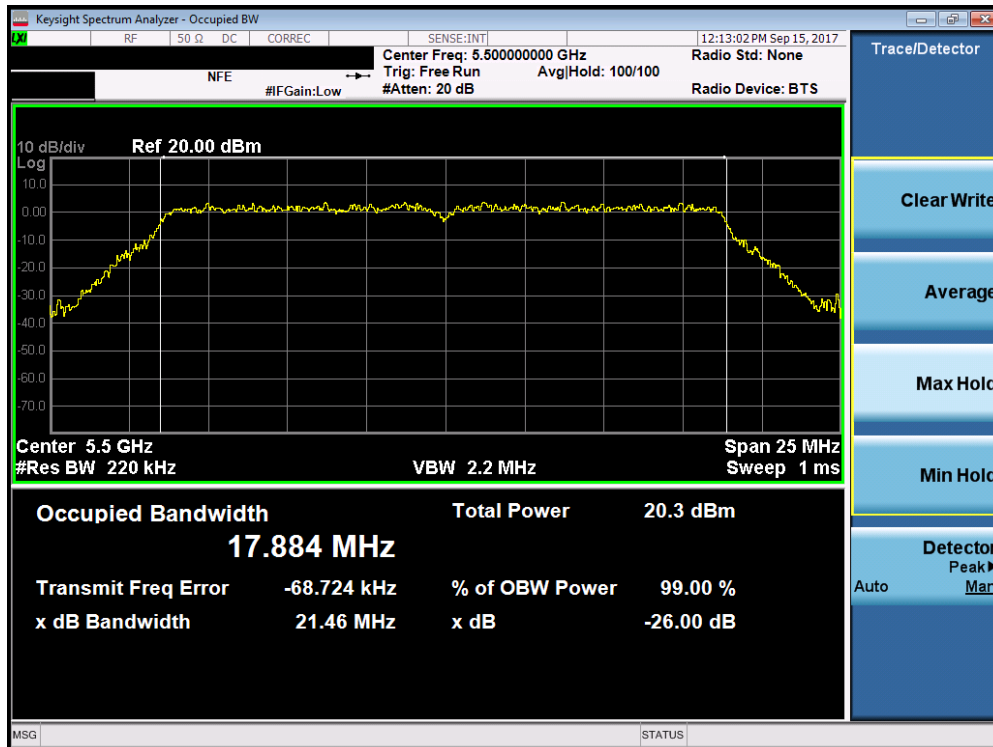


Plot 7-50. 26dB Bandwidth Plot (802.11a (UNII Band 2C) – Ch. 120)

FCC ID: A3LSMG892U		FCC Pt. 15.407 802.11a/n/ac UNII MEASUREMENT REPORT (CERTIFICATION)		Approved by: Quality Manager
Test Report S/N: 1M1709080250-06.A3L	Test Dates: 09/08/2017-10/04/2017	EUT Type: Portable Handset		Page 40 of 258

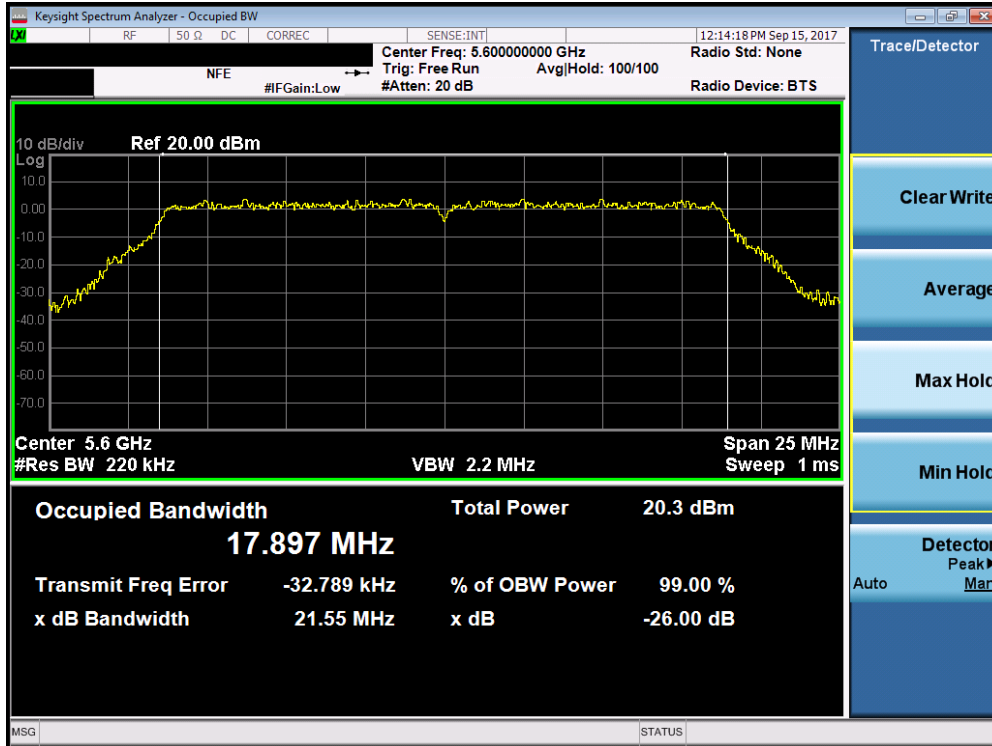


Plot 7-51. 26dB Bandwidth Plot (802.11a (UNII Band 2C) – Ch. 144)

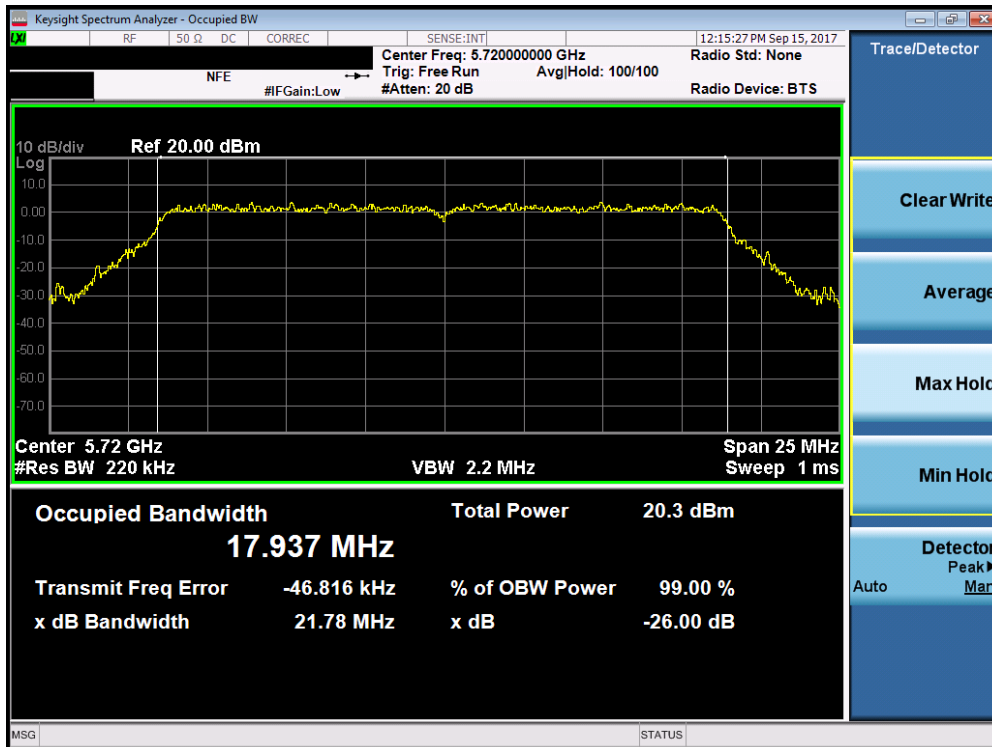


Plot 7-52. 26dB Bandwidth Plot (20MHz BW 802.11n (UNII Band 2C) – Ch. 100)

FCC ID: A3LSMG892U		FCC Pt. 15.407 802.11a/n/ac UNII MEASUREMENT REPORT (CERTIFICATION)		Approved by: Quality Manager
Test Report S/N: 1M1709080250-06.A3L	Test Dates: 09/08/2017-10/04/2017	EUT Type: Portable Handset		Page 41 of 258

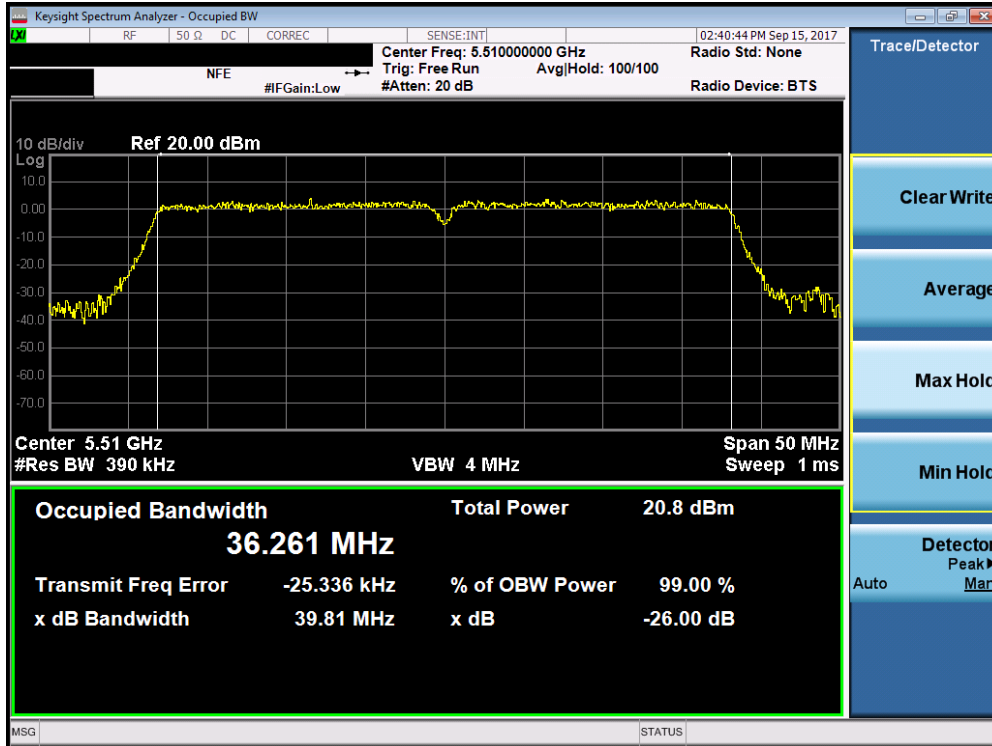


Plot 7-53. 26dB Bandwidth Plot (20MHz BW 802.11n (UNII Band 2C) – Ch. 120)

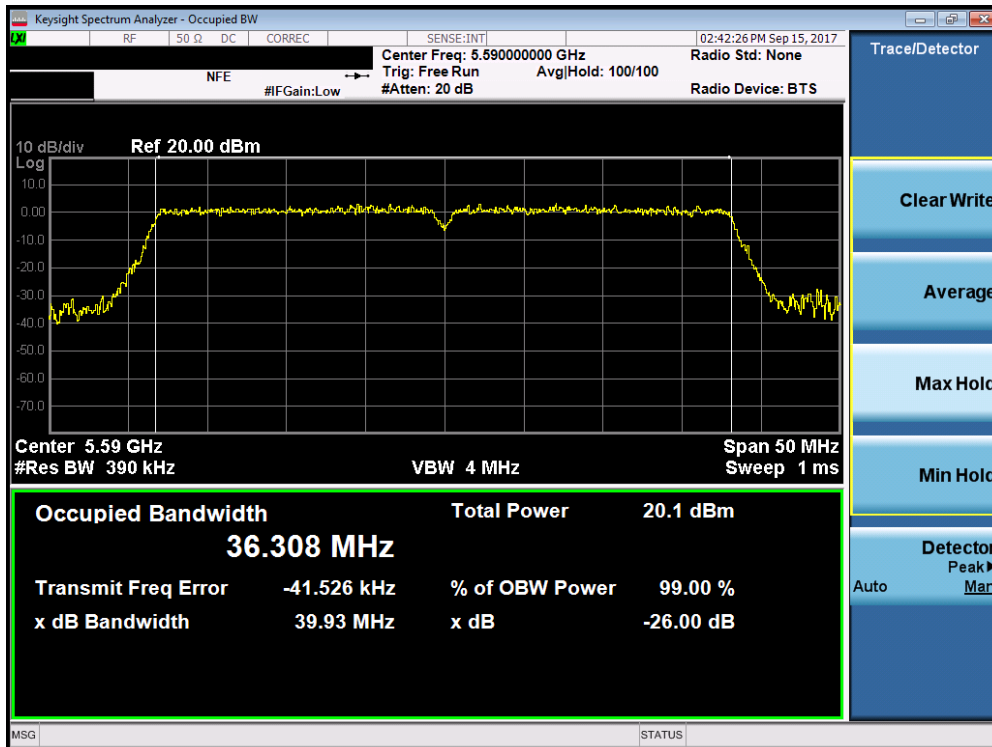


Plot 7-54. 26dB Bandwidth Plot (20MHz BW 802.11n (UNII Band 2C) – Ch. 144)

FCC ID: A3LSMG892U		FCC Pt. 15.407 802.11a/n/ac UNII MEASUREMENT REPORT (CERTIFICATION)		Approved by: Quality Manager
Test Report S/N: 1M1709080250-06.A3L	Test Dates: 09/08/2017-10/04/2017	EUT Type: Portable Handset		Page 42 of 258

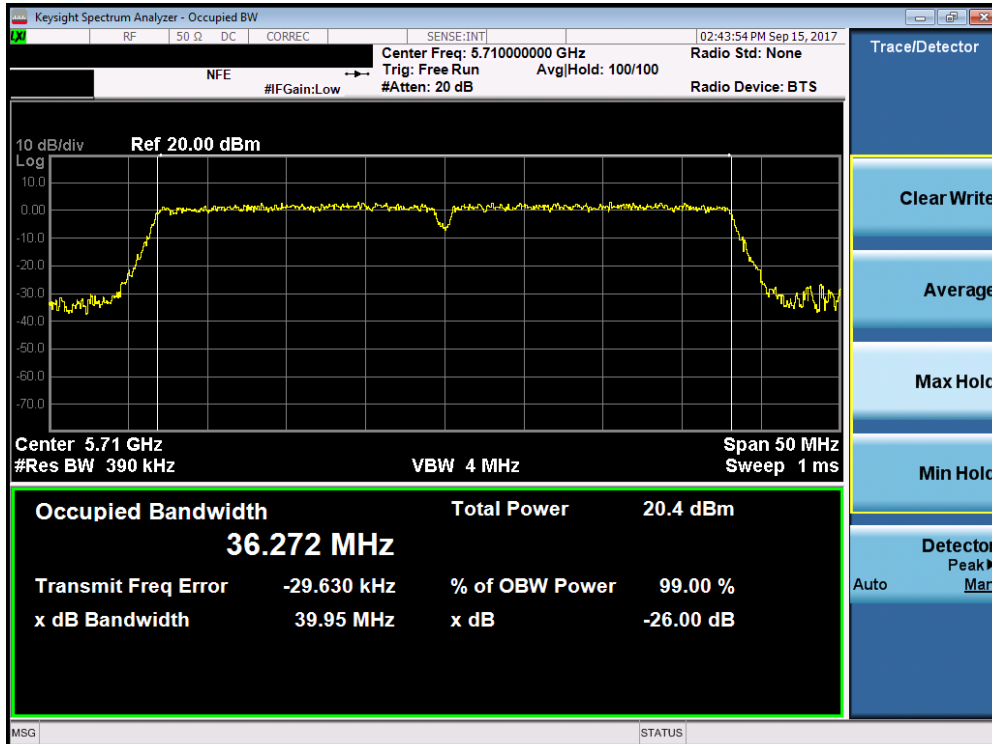


Plot 7-55. 26dB Bandwidth Plot (40MHz BW 802.11n (UNII Band 2C) – Ch. 102)

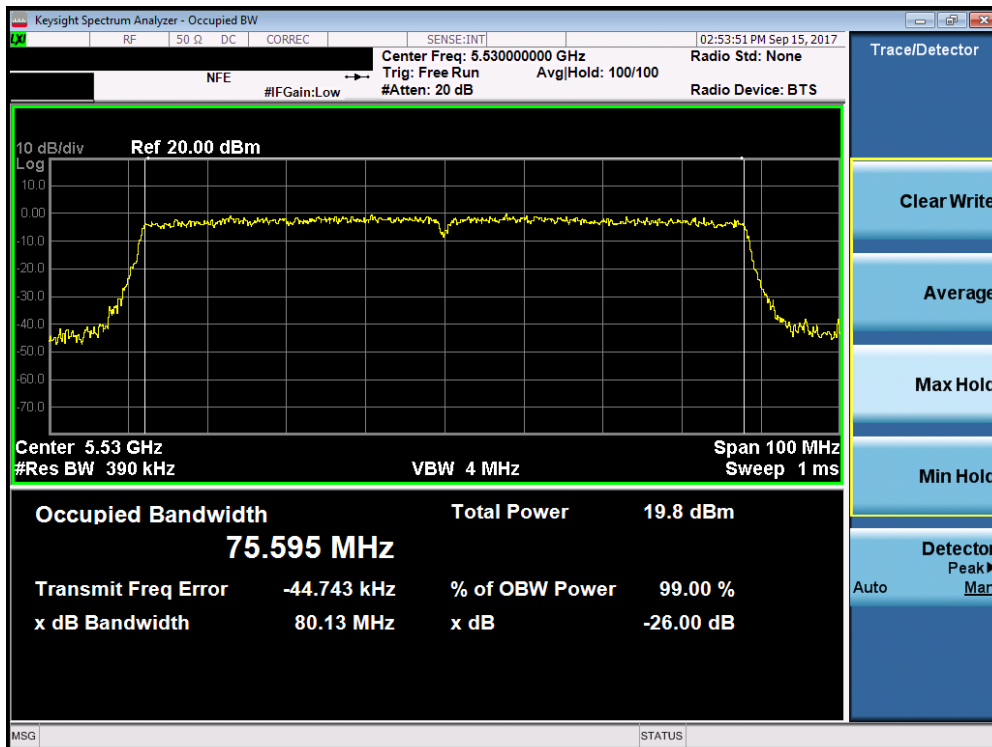


Plot 7-56. 26dB Bandwidth Plot (40MHz BW 802.11n (UNII Band 2C) – Ch. 118)

FCC ID: A3LSMG892U		FCC Pt. 15.407 802.11a/n/ac UNII MEASUREMENT REPORT (CERTIFICATION)		Approved by: Quality Manager
Test Report S/N: 1M1709080250-06.A3L	Test Dates: 09/08/2017-10/04/2017	EUT Type: Portable Handset		Page 43 of 258

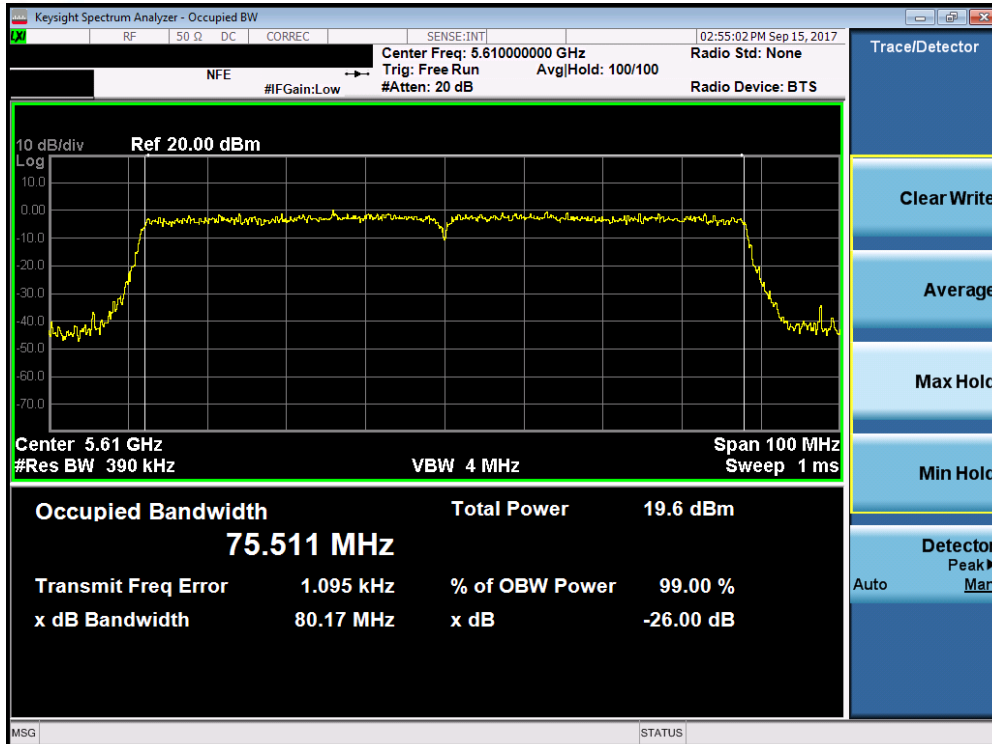


Plot 7-57. 26dB Bandwidth Plot (40MHz BW 802.11n (UNII Band 2C) – Ch. 142)

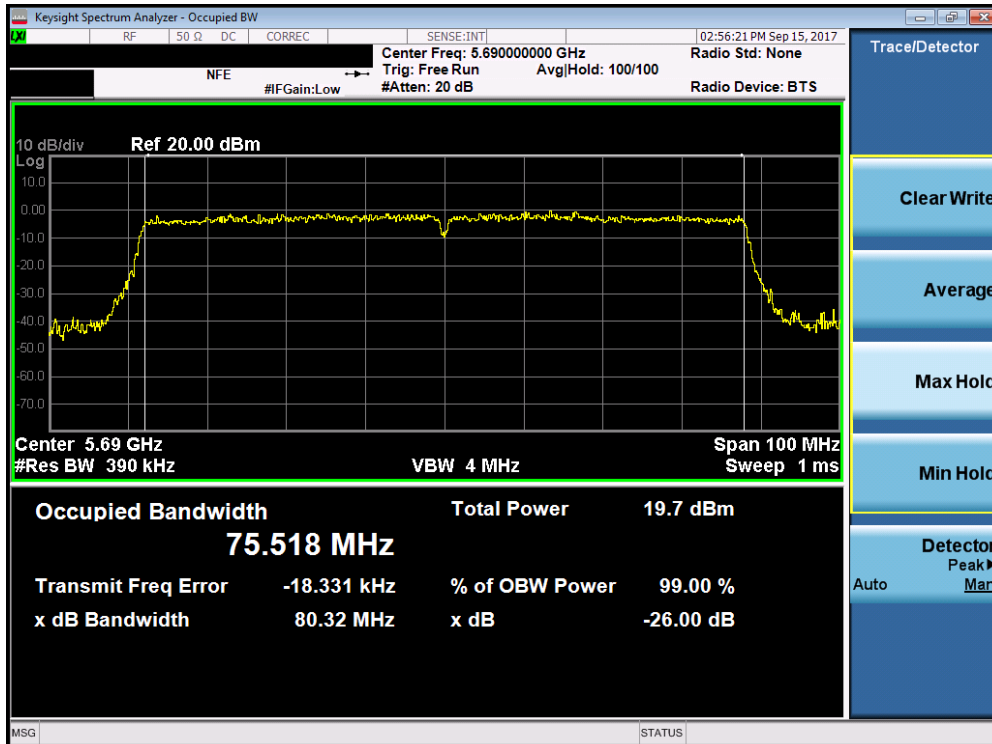


Plot 7-58. 26dB Bandwidth Plot (80MHz BW 802.11ac (UNII Band 2C) – Ch. 106)

FCC ID: A3LSMG892U		FCC Pt. 15.407 802.11a/n/ac UNII MEASUREMENT REPORT (CERTIFICATION)		Approved by: Quality Manager
Test Report S/N: 1M1709080250-06.A3L	Test Dates: 09/08/2017-10/04/2017	EUT Type: Portable Handset		Page 44 of 258



Plot 7-59. 26dB Bandwidth Plot (80MHz BW 802.11ac (UNII Band 2C) – Ch. 122)



Plot 7-60. 26dB Bandwidth Plot (80MHz BW 802.11ac (UNII Band 2C) – Ch. 138)

FCC ID: A3LSMG892U		FCC Pt. 15.407 802.11a/n/ac UNII MEASUREMENT REPORT (CERTIFICATION)		Approved by: Quality Manager
Test Report S/N: 1M1709080250-06.A3L	Test Dates: 09/08/2017-10/04/2017	EUT Type: Portable Handset		Page 45 of 258

7.3 6dB Bandwidth Measurement – 802.11a/n/ac §15.407 (e)

Test Overview and Limit

The bandwidth at 6dB down from the highest in-band spectral density is measured with a spectrum analyzer connected to the antenna terminal while the EUT is operating at its maximum duty cycle, at its maximum power control level, as defined in KDB 789033 D02 v01r04, and at the appropriate frequencies. The spectrum analyzer’s bandwidth measurement function is configured to measure the 6dB bandwidth.

In the 5.725 – 5.850GHz band, the 6dB bandwidth must be ≥ 500 kHz.

Test Procedure Used

KDB 789033 D02 v01r04 – Section C

Test Settings

1. The signal analyzers’ automatic bandwidth measurement capability was used to perform the 6dB bandwidth measurement. The “X” dB bandwidth parameter was set to X = 6. The automatic bandwidth measurement function also has the capability of simultaneously measuring the 99% occupied bandwidth. The bandwidth measurement was not influenced by any intermediate power nulls in the fundamental emission.
2. RBW = 100 kHz
3. VBW ≥ 3 x RBW
4. Detector = Peak
5. Trace mode = max hold
6. Sweep = auto couple

Test Setup

The EUT and measurement equipment were set up as shown in the diagram below.






Figure 7-2. Test Instrument & Measurement Setup

Test Notes

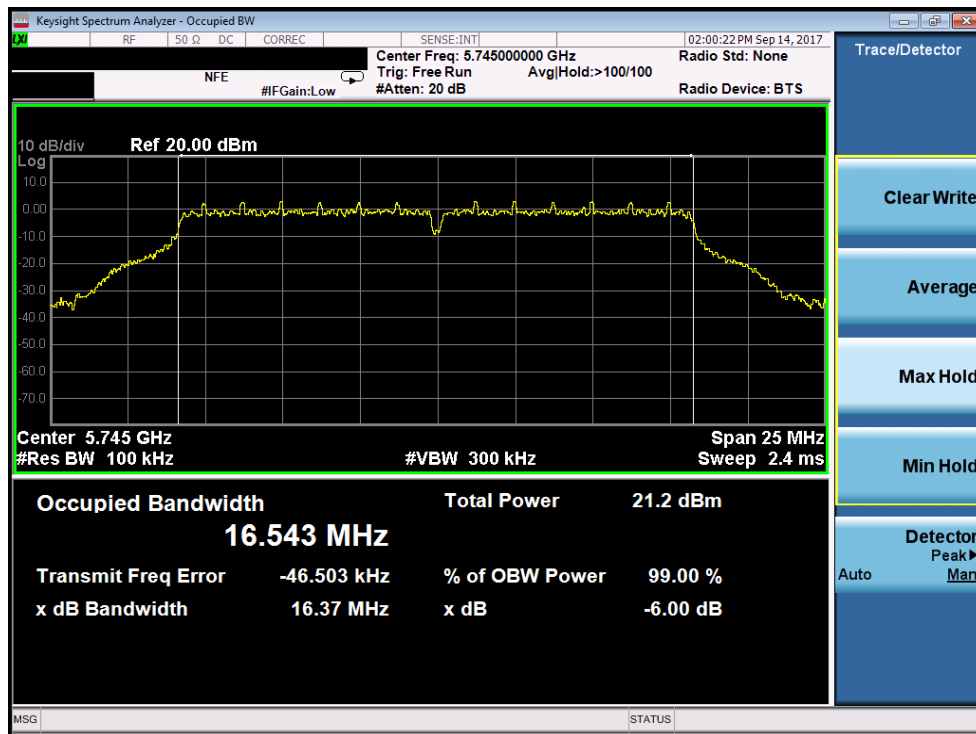
None.

FCC ID: A3LSMG892U		FCC Pt. 15.407 802.11a/n/ac UNII MEASUREMENT REPORT (CERTIFICATION)		Approved by: Quality Manager
Test Report S/N: 1M1709080250-06.A3L	Test Dates: 09/08/2017-10/04/2017	EUT Type: Portable Handset	Page 46 of 258	

Antenna-1 6 dB Bandwidth Measurements

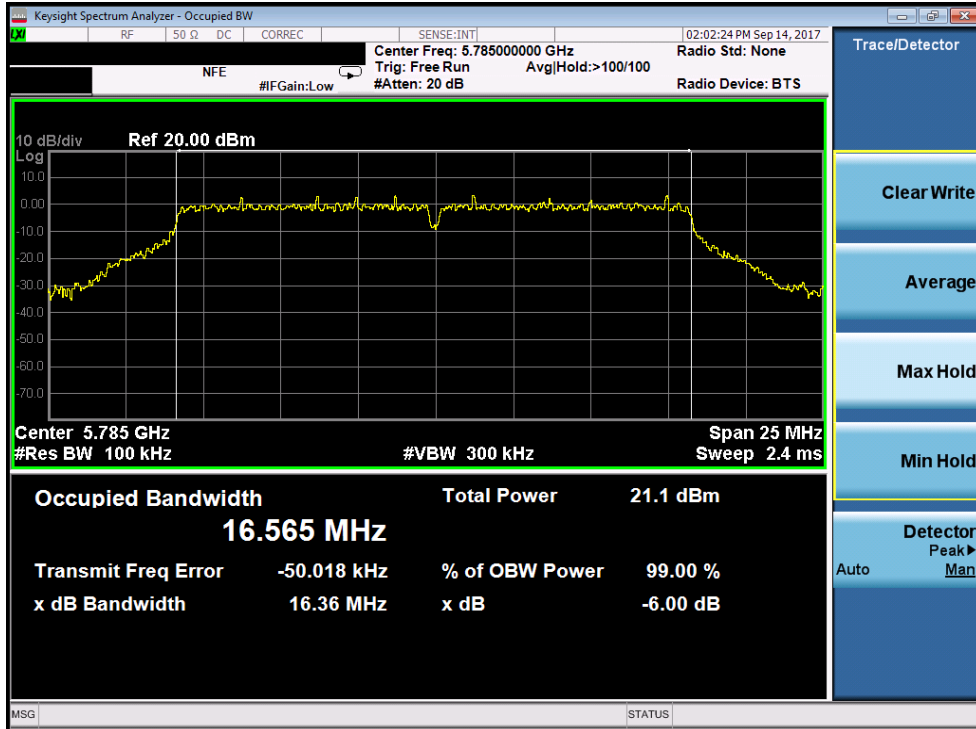
	Frequency [MHz]	Channel No.	802.11 Mode	Data Rate [Mbps]	Measured 6dB Bandwidth [MHz]
Band 3	5745	149	a	6	16.37
	5785	157	a	6	16.36
	5825	165	a	6	16.37
	5745	149	n (20MHz)	6.5/7.2 (MCS0)	17.61
	5785	157	n (20MHz)	6.5/7.2 (MCS0)	17.61
	5825	165	n (20MHz)	6.5/7.2 (MCS0)	17.61
	5755	151	n (40MHz)	13.5/15 (MCS0)	36.43
	5795	159	n (40MHz)	13.5/15 (MCS0)	36.41
	5775	155	ac (80MHz)	29.3/32.5 (MCS0)	76.32

Table 7-4. Conducted Bandwidth Measurements

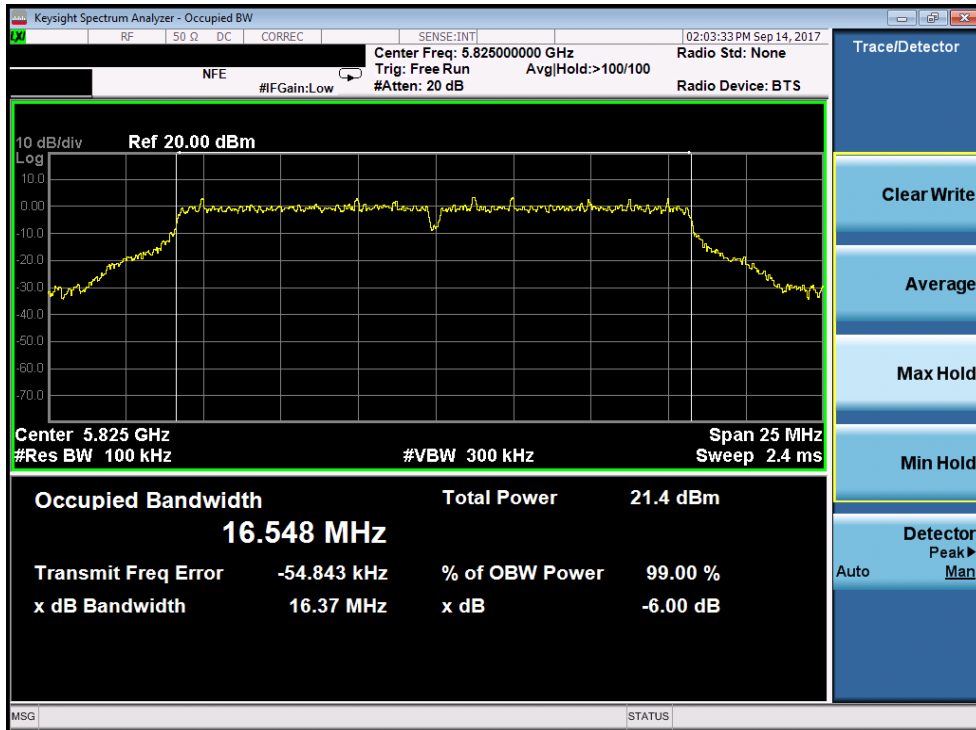


Plot 7-61. 6dB Bandwidth Plot (802.11a (UNII Band 3) – Ch. 149)

FCC ID: A3LSMG892U		FCC Pt. 15.407 802.11a/n/ac UNII MEASUREMENT REPORT (CERTIFICATION)		Approved by: Quality Manager
Test Report S/N: 1M1709080250-06.A3L	Test Dates: 09/08/2017-10/04/2017	EUT Type: Portable Handset		Page 47 of 258

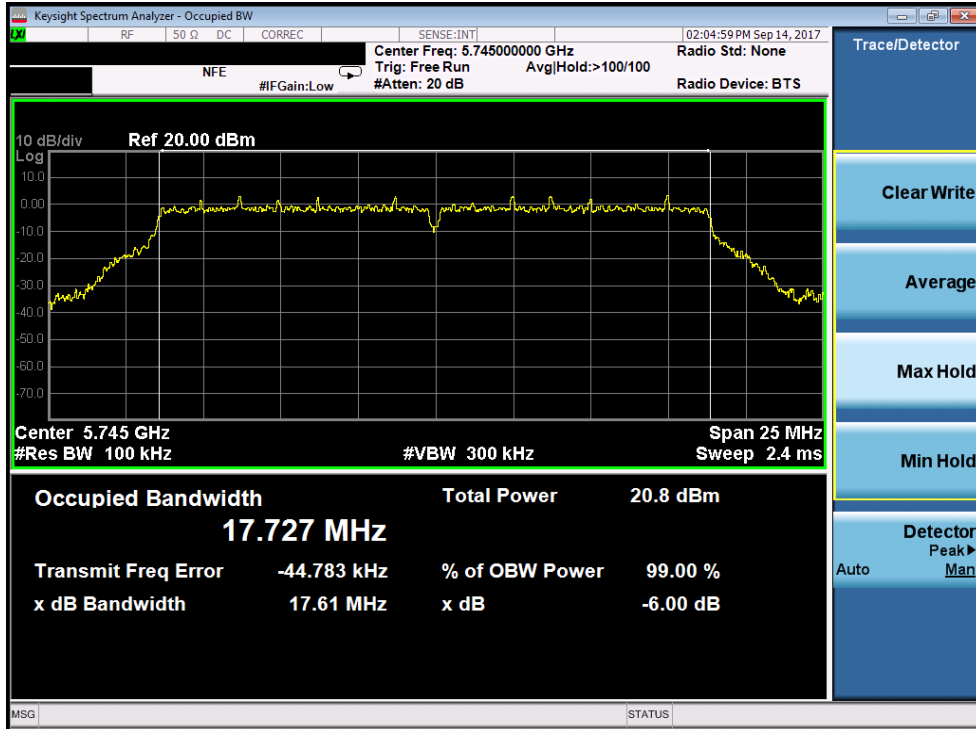


Plot 7-62. 6dB Bandwidth Plot (802.11a (UNII Band 3) – Ch. 157)

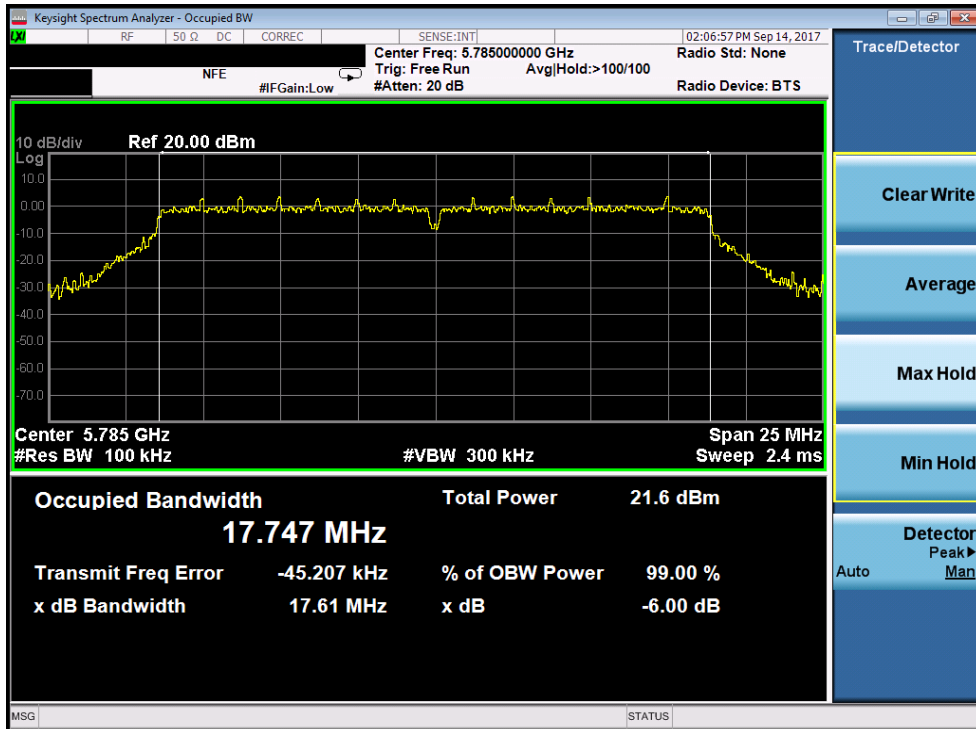


Plot 7-63. 6dB Bandwidth Plot (802.11a (UNII Band 3) – Ch. 165)

FCC ID: A3LSMG892U		FCC Pt. 15.407 802.11a/n/ac UNII MEASUREMENT REPORT (CERTIFICATION)		Approved by: Quality Manager
Test Report S/N: 1M1709080250-06.A3L	Test Dates: 09/08/2017-10/04/2017	EUT Type: Portable Handset		Page 48 of 258

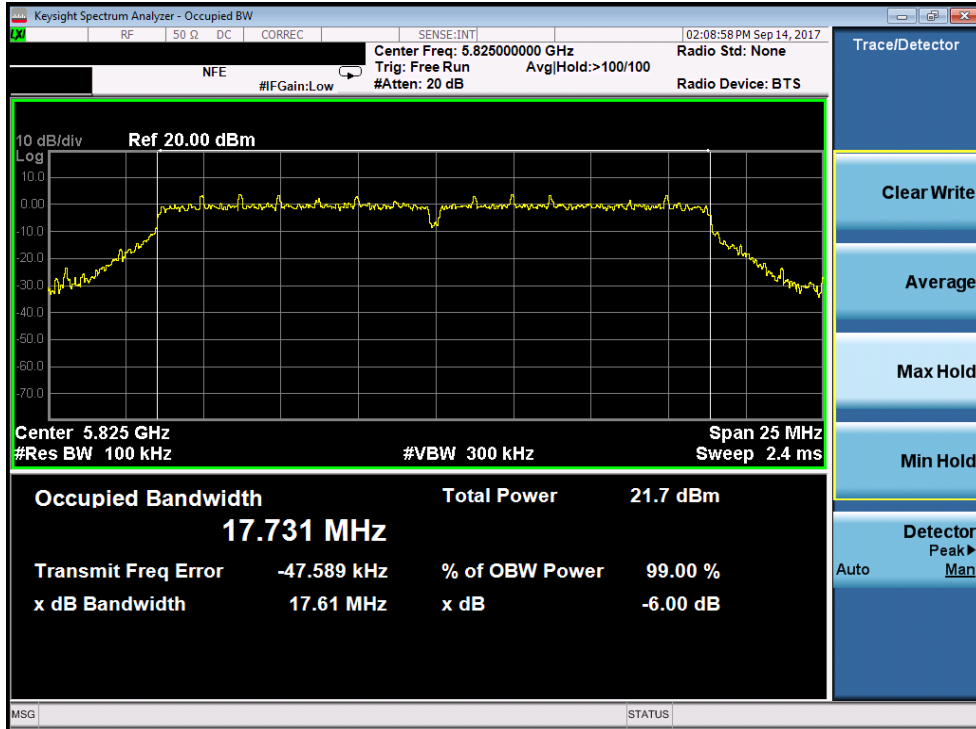


Plot 7-64. 6dB Bandwidth Plot (20MHz BW 802.11n (UNII Band 3) – Ch. 149)

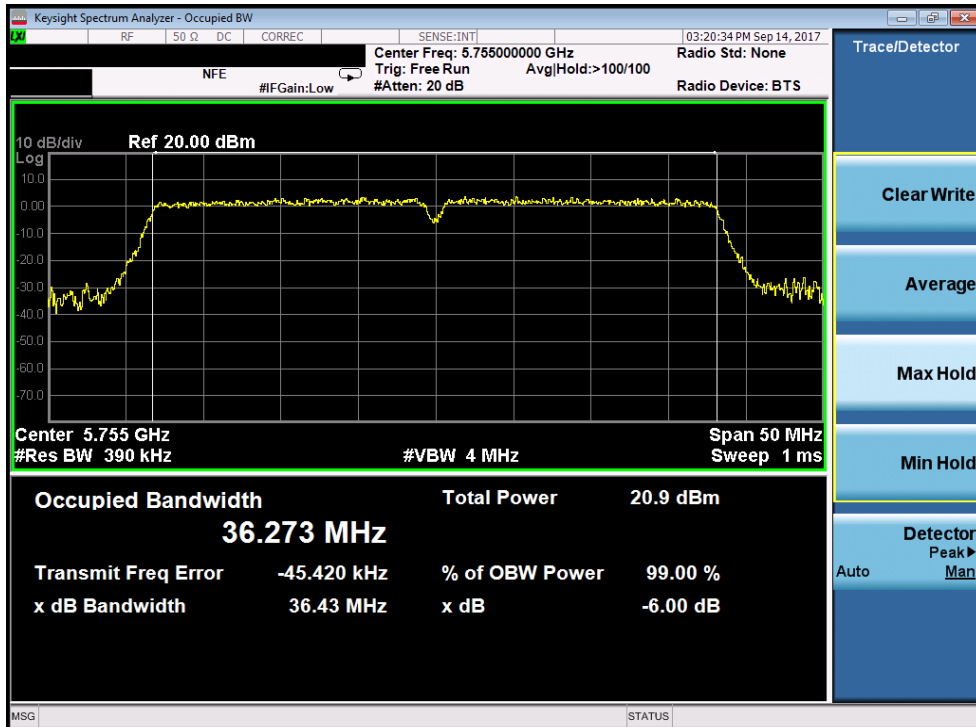


Plot 7-65. 6dB Bandwidth Plot (20MHz BW 802.11n (UNII Band 3) – Ch. 157)

FCC ID: A3LSMG892U		FCC Pt. 15.407 802.11a/n/ac UNII MEASUREMENT REPORT (CERTIFICATION)		Approved by: Quality Manager
Test Report S/N: 1M1709080250-06.A3L	Test Dates: 09/08/2017-10/04/2017	EUT Type: Portable Handset		Page 49 of 258

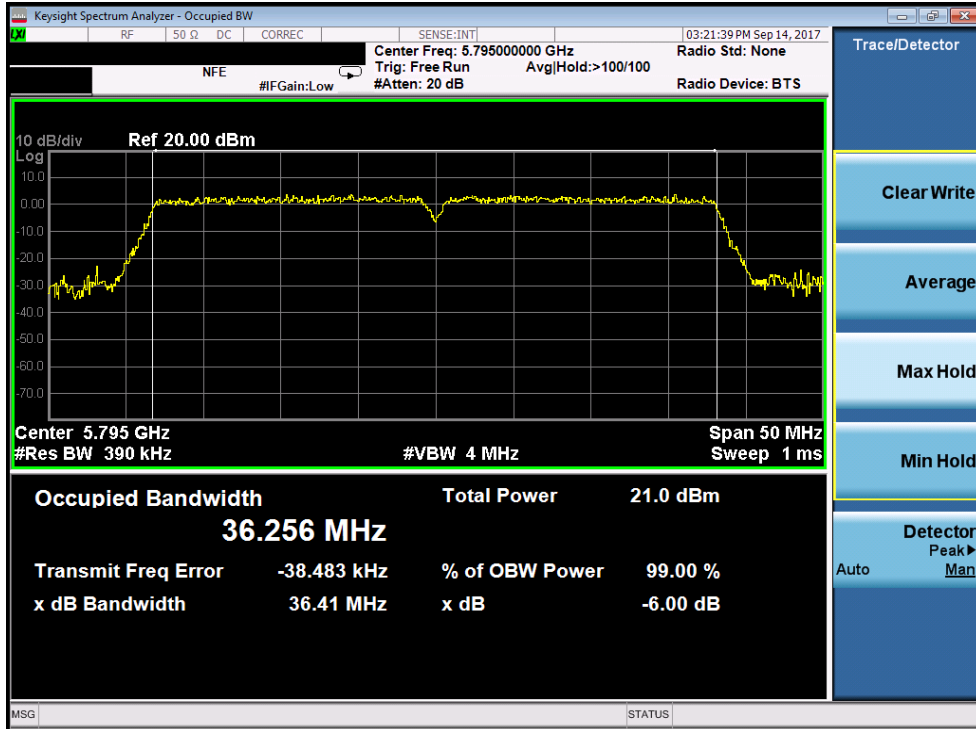


Plot 7-66. 6dB Bandwidth Plot (20MHz BW 802.11n (UNII Band 3) – Ch. 165)

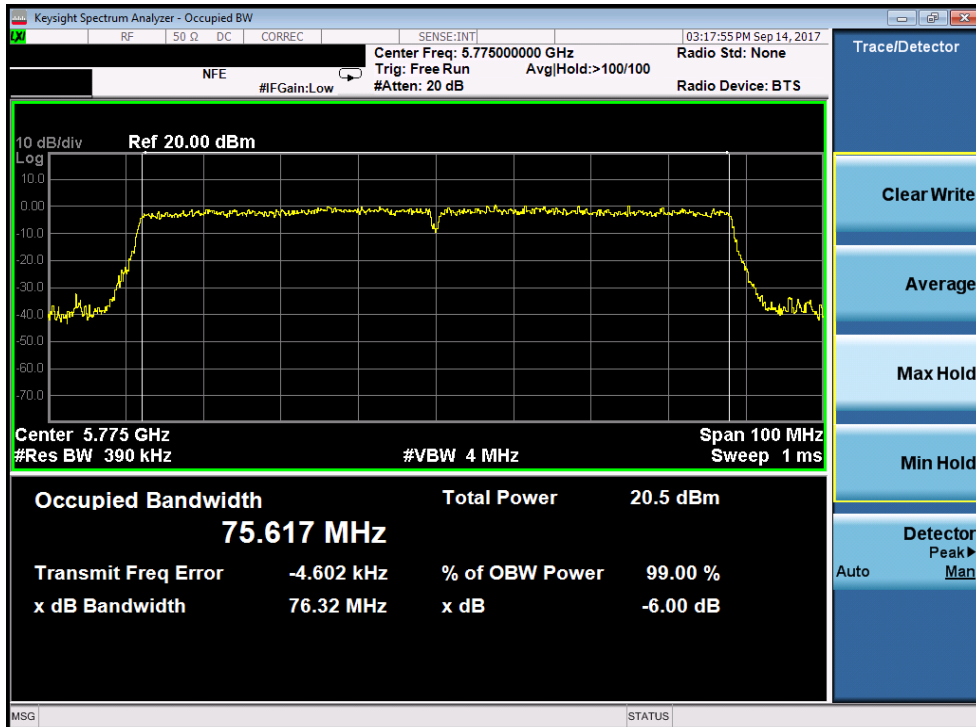


Plot 7-67. 6dB Bandwidth Plot (40MHz BW 802.11n (UNII Band 3) – Ch. 151)

FCC ID: A3LSMG892U		FCC Pt. 15.407 802.11a/n/ac UNII MEASUREMENT REPORT (CERTIFICATION)		Approved by: Quality Manager
Test Report S/N: 1M1709080250-06.A3L	Test Dates: 09/08/2017-10/04/2017	EUT Type: Portable Handset		Page 50 of 258



Plot 7-68. 6dB Bandwidth Plot (40MHz BW 802.11n (UNII Band 3) – Ch. 159)



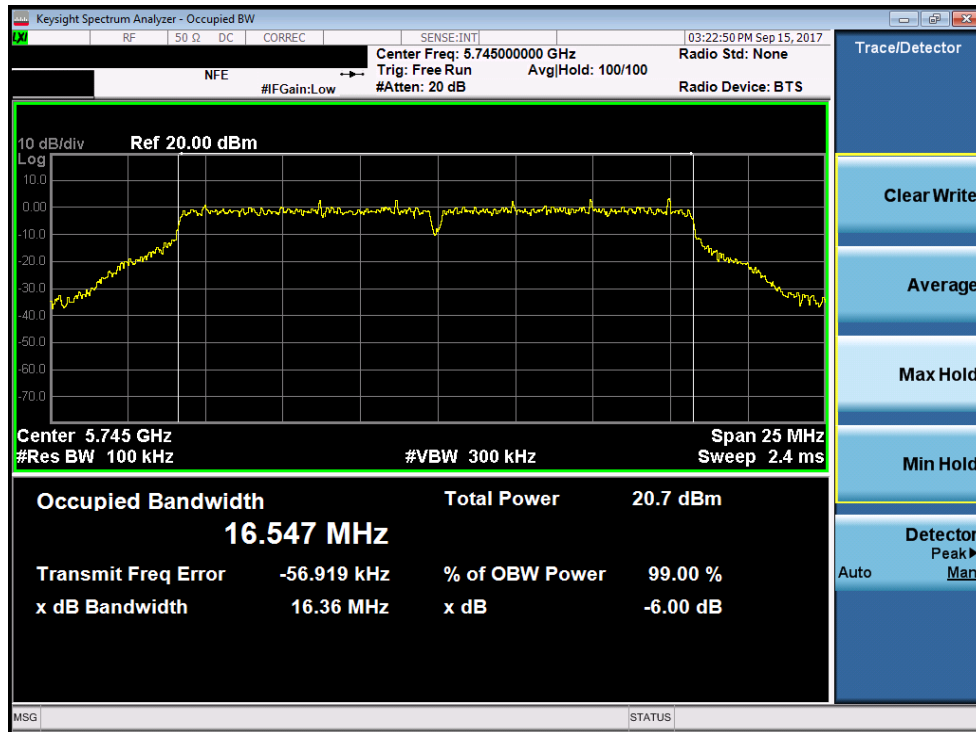
Plot 7-69. 6dB Bandwidth Plot (80MHz BW 802.11ac (UNII Band 3) – Ch. 155)

FCC ID: A3LSMG892U		FCC Pt. 15.407 802.11a/n/ac UNII MEASUREMENT REPORT (CERTIFICATION)		Approved by: Quality Manager
Test Report S/N: 1M1709080250-06.A3L	Test Dates: 09/08/2017-10/04/2017	EUT Type: Portable Handset		Page 51 of 258

Antenna-2 6dB Bandwidth Measurements

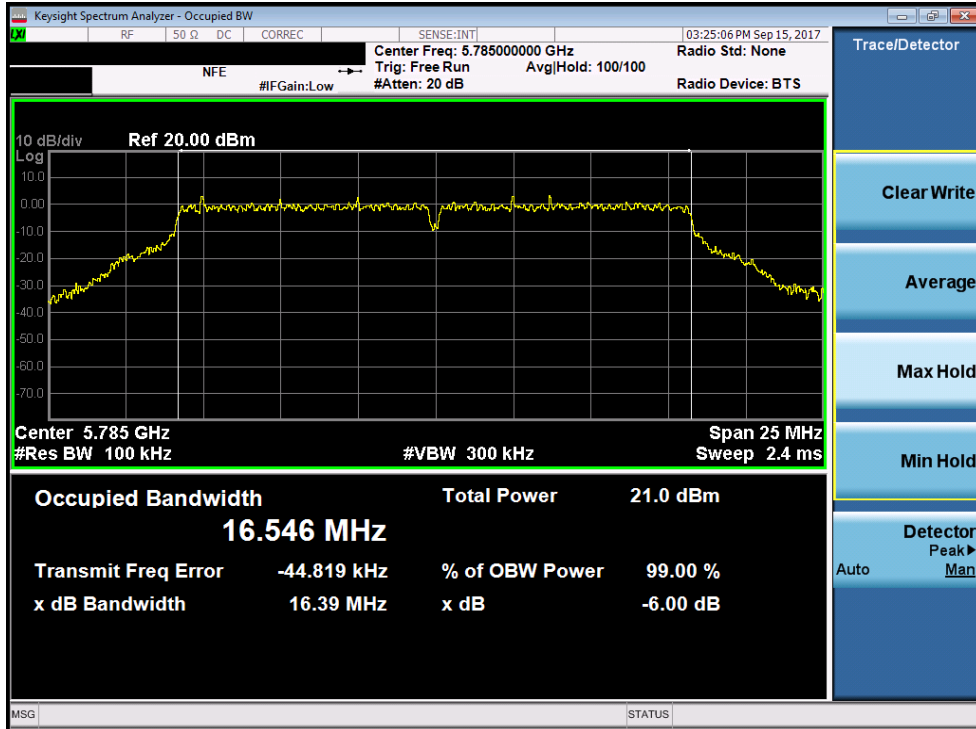
	Frequency [MHz]	Channel No.	802.11 Mode	Data Rate [Mbps]	Measured 6dB Bandwidth [MHz]
Band 3	5745	149	a	6	16.36
	5785	157	a	6	16.39
	5825	165	a	6	16.37
	5745	149	n (20MHz)	6.5/7.2 (MCS0)	17.59
	5785	157	n (20MHz)	6.5/7.2 (MCS0)	17.59
	5825	165	n (20MHz)	6.5/7.2 (MCS0)	17.62
	5755	151	n (40MHz)	13.5/15 (MCS0)	36.36
	5795	159	n (40MHz)	13.5/15 (MCS0)	36.37
	5775	155	ac (80MHz)	29.3/32.5 (MCS0)	76.32

Table 7-5. Conducted Bandwidth Measurements

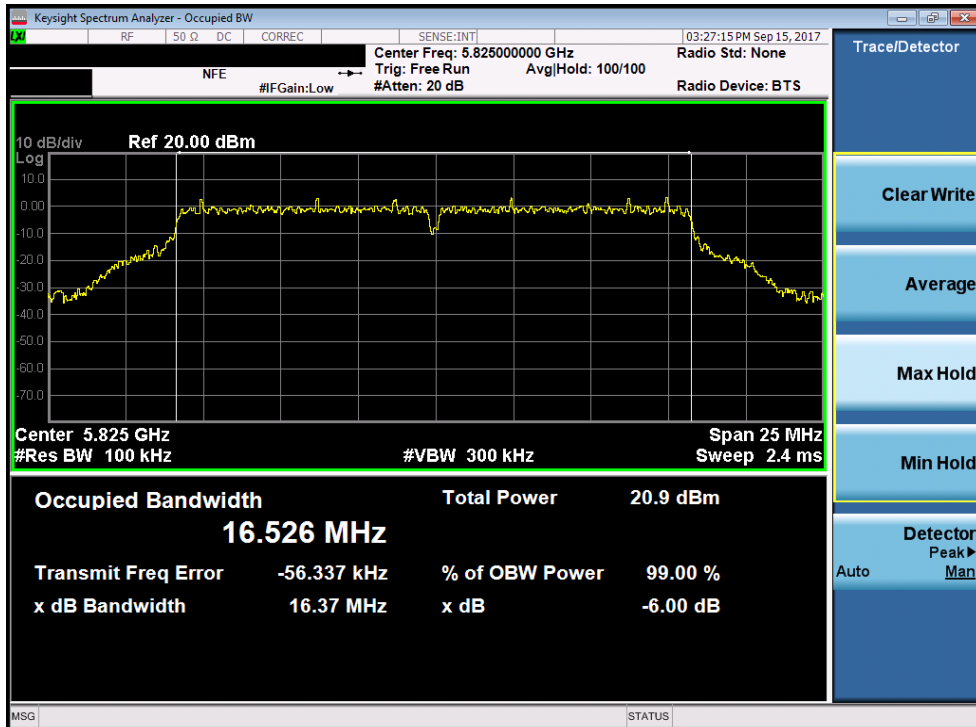


Plot 7-70. 6dB Bandwidth Plot (802.11a (UNII Band 3) – Ch. 149)

FCC ID: A3LSMG892U		FCC Pt. 15.407 802.11a/n/ac UNII MEASUREMENT REPORT (CERTIFICATION)		Approved by: Quality Manager
Test Report S/N: 1M1709080250-06.A3L	Test Dates: 09/08/2017-10/04/2017	EUT Type: Portable Handset		Page 52 of 258

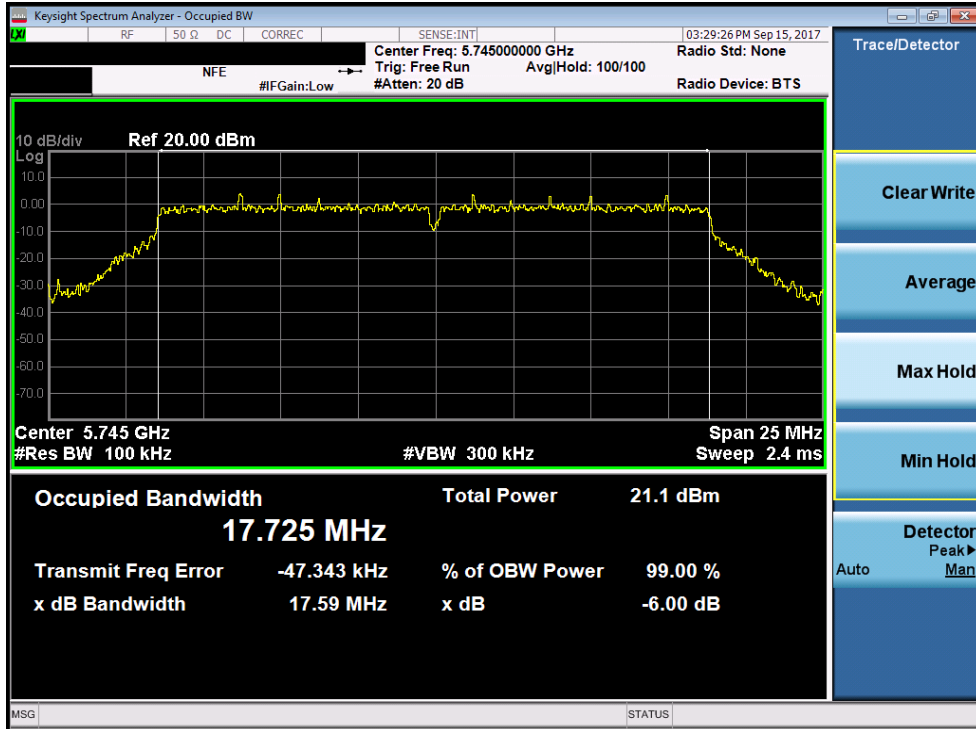


Plot 7-71. 6dB Bandwidth Plot (802.11a (UNII Band 3) – Ch. 157)

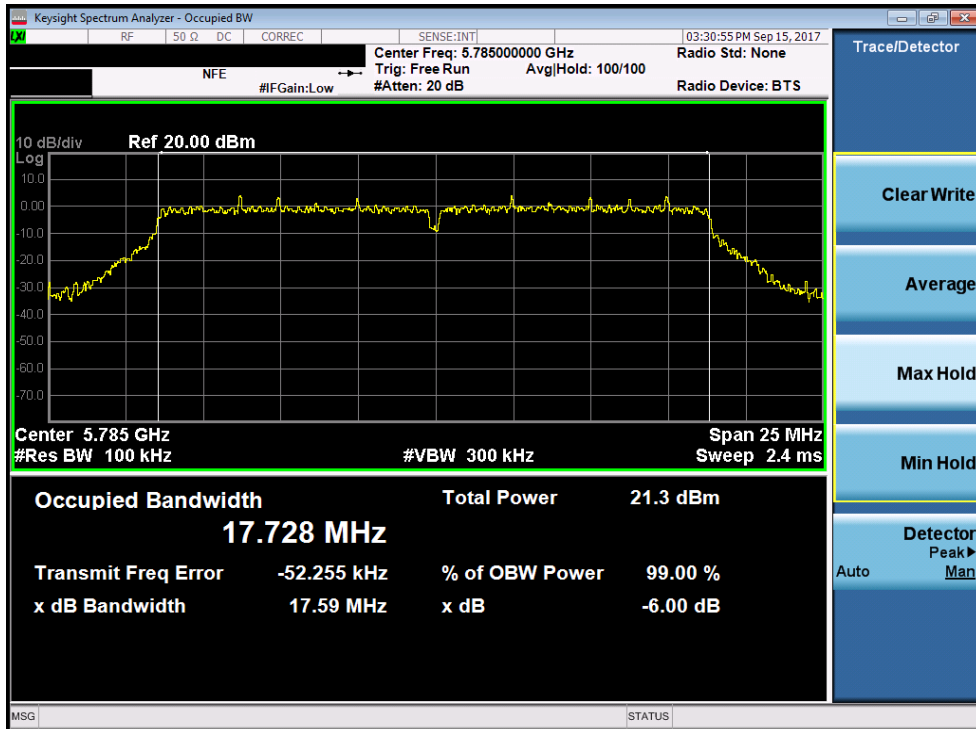


Plot 7-72. 6dB Bandwidth Plot (802.11a (UNII Band 3) – Ch. 165)

FCC ID: A3LSMG892U		FCC Pt. 15.407 802.11a/n/ac UNII MEASUREMENT REPORT (CERTIFICATION)		Approved by: Quality Manager
Test Report S/N: 1M1709080250-06.A3L	Test Dates: 09/08/2017-10/04/2017	EUT Type: Portable Handset		Page 53 of 258

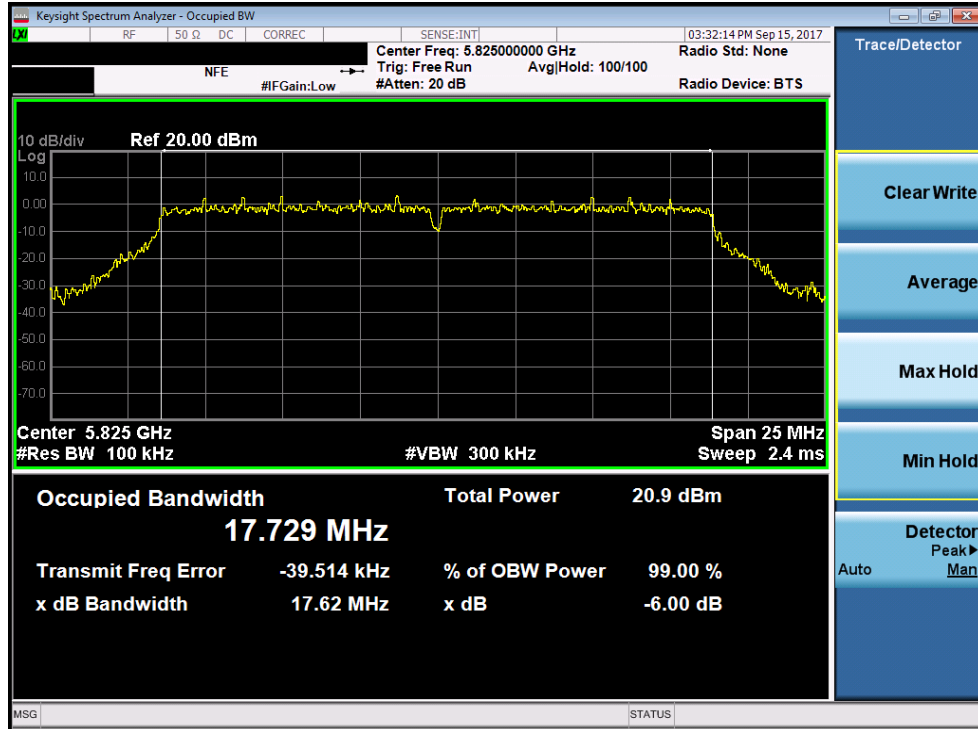


Plot 7-73. 6dB Bandwidth Plot (20MHz BW 802.11n (UNII Band 3) – Ch. 149)

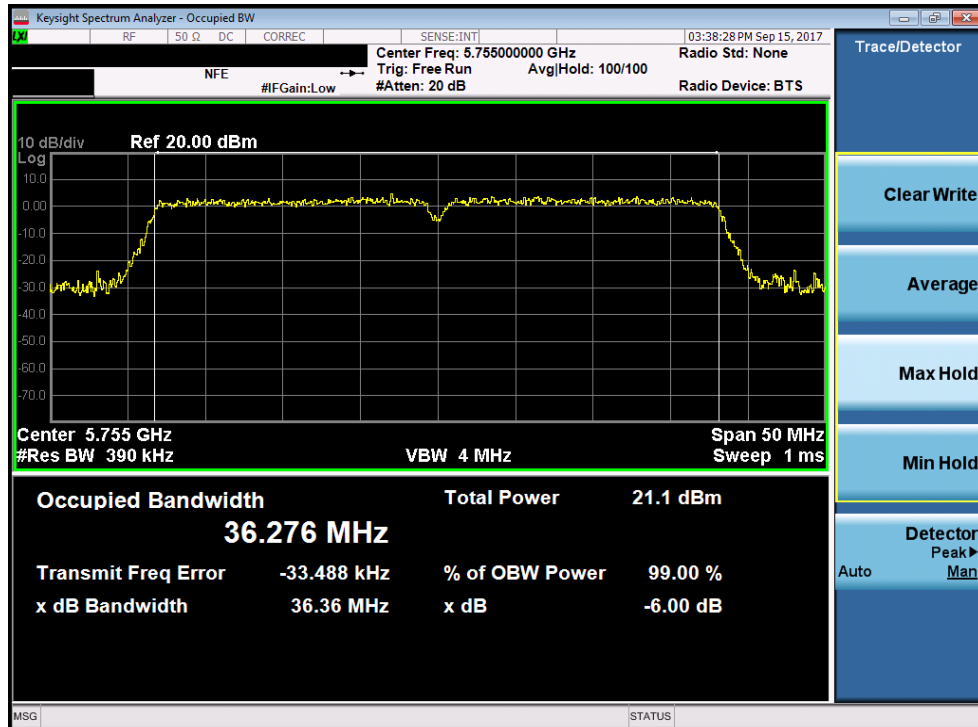


Plot 7-74. 6dB Bandwidth Plot (20MHz BW 802.11n (UNII Band 3) – Ch. 157)

FCC ID: A3LSMG892U		FCC Pt. 15.407 802.11a/n/ac UNII MEASUREMENT REPORT (CERTIFICATION)		Approved by: Quality Manager
Test Report S/N: 1M1709080250-06.A3L	Test Dates: 09/08/2017-10/04/2017	EUT Type: Portable Handset		Page 54 of 258

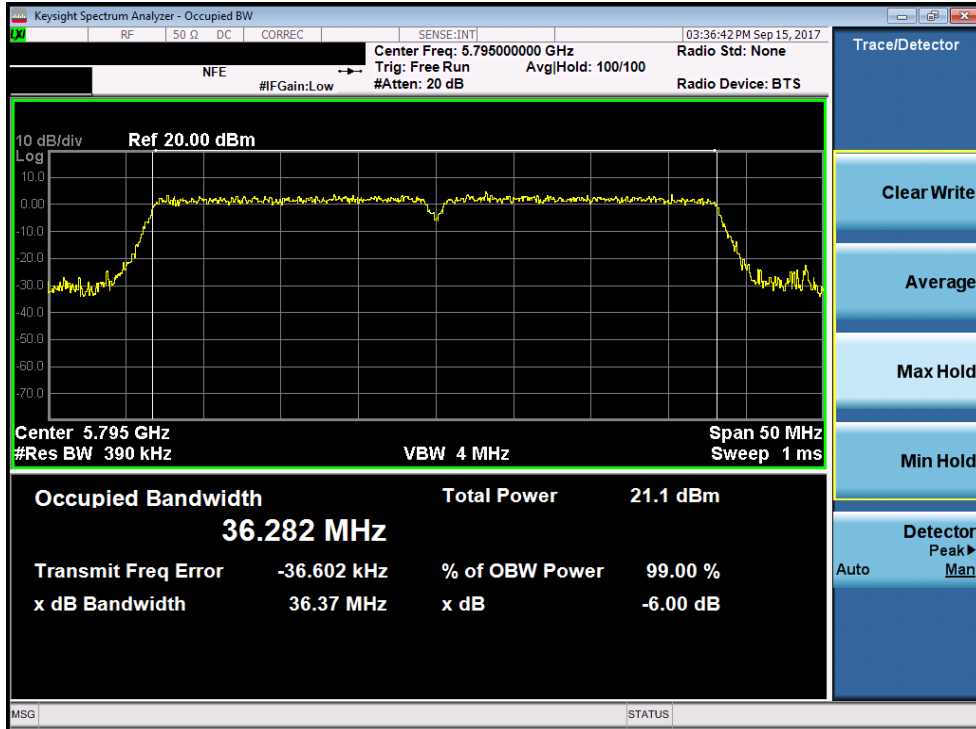


Plot 7-75. 6dB Bandwidth Plot (20MHz BW 802.11n (UNII Band 3) – Ch. 165)

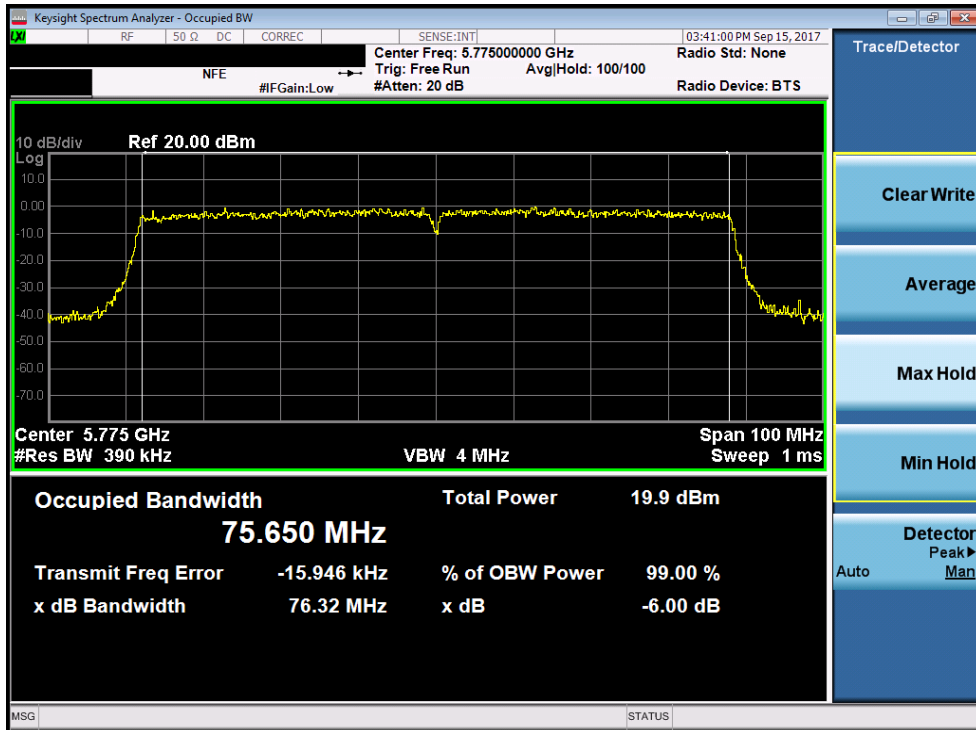


Plot 7-76. 6dB Bandwidth Plot (40MHz BW 802.11n (UNII Band 3) – Ch. 151)

FCC ID: A3LSMG892U		FCC Pt. 15.407 802.11a/n/ac UNII MEASUREMENT REPORT (CERTIFICATION)		Approved by: Quality Manager
Test Report S/N: 1M1709080250-06.A3L	Test Dates: 09/08/2017-10/04/2017	EUT Type: Portable Handset		Page 55 of 258



Plot 7-77. 6dB Bandwidth Plot (40MHz BW 802.11n (UNII Band 3) – Ch. 159)



Plot 7-78. 6dB Bandwidth Plot (80MHz BW 802.11ac (UNII Band 3) – Ch. 155)

FCC ID: A3LSMG892U		FCC Pt. 15.407 802.11a/n/ac UNII MEASUREMENT REPORT (CERTIFICATION)		Approved by: Quality Manager
Test Report S/N: 1M1709080250-06.A3L	Test Dates: 09/08/2017-10/04/2017	EUT Type: Portable Handset		Page 56 of 258

7.4 UNII Output Power Measurement – 802.11a/n/ac §15.407(a.1.iv) §15.407(a.2) §15.407(a.3)

Test Overview and Limits

A transmitter antenna terminal of the EUT is connected to the input of an RF pulse power sensor. Measurement is made using a broadband average power meter while the EUT is operating at its maximum duty cycle, at its maximum power control level, as defined in KDB 789033 D02 v01r04, and at the appropriate frequencies.

In the 5.15 – 5.25GHz band, the maximum permissible conducted output power is 250mW (23.98dBm).

In the 5.25 – 5.35GHz band, the maximum permissible conducted output power is the lesser of 250mW (23.98dBm) and $11 \text{ dBm} + 10\log_{10}(26\text{dB BW}) = 11 \text{ dBm} + 10\log_{10}(21.44) = 24.31\text{dBm}$.

In the 5.47 – 5.725GHz band, the maximum permissible conducted output power is the lesser of 250mW (23.98dBm) and $11 \text{ dBm} + 10\log_{10}(26\text{dB BW}) = 11 \text{ dBm} + 10\log_{10}(21.20) = 24.26\text{dBm}$.

In the 5.725 – 5.850GHz band, the maximum permissible conducted output power is 1W (30dBm).

Test Procedure Used

KDB 789033 D02 v01r04 – Section E)3)b) Method PM-G
KDB 662911 v02r01 – Section E)1) Measure-and-Sum Technique

Test Settings

Average power measurements were performed only when the EUT was transmitting at its maximum power control level using a broadband power meter with a pulse sensor. The power meter implemented triggering and gating capabilities which were set up such that power measurements were recorded only during the ON time of the transmitter. The trace was averaged over 100 traces to obtain the final measured average power.

Test Setup

The EUT and measurement equipment were set up as shown in the diagram below.

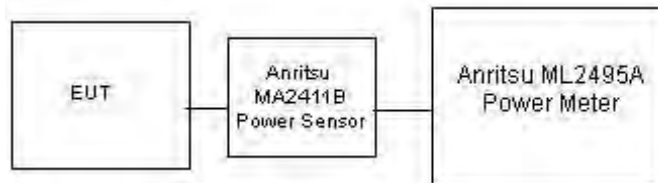




Figure 7-3. Test Instrument & Measurement Setup

Test Notes

None

FCC ID: A3LSMG892U		FCC Pt. 15.407 802.11a/n/ac UNII MEASUREMENT REPORT (CERTIFICATION)		Approved by: Quality Manager
Test Report S/N: 1M1709080250-06.A3L	Test Dates: 09/08/2017-10/04/2017	EUT Type: Portable Handset	Page 57 of 258	



Antenna-1 Conducted Output Power Measurements

Freq [MHz]	Channel	Detector	5GHz (20MHz) Conducted Power [dBm]		
			IEEE Transmission Mode		
			802.11a	802.11n	802.11ac
5180	36	AVG	17.10	16.80	16.78
5200	40	AVG	16.86	16.81	16.89
5220	44	AVG	17.09	16.80	16.82
5240	48	AVG	16.77	16.79	16.74
5260	52	AVG	16.51	16.51	16.54
5280	56	AVG	16.56	16.43	16.48
5300	60	AVG	16.53	16.40	16.43
5320	64	AVG	16.41	16.36	16.37
5500	100	AVG	17.23	17.23	17.27
5600	120	AVG	17.18	17.10	17.12
5620	124	AVG	17.17	17.13	17.10
5720	144	AVG	17.07	17.10	17.11
5745	149	AVG	16.89	16.94	16.81
5785	157	AVG	16.90	16.97	16.89
5825	165	AVG	16.87	16.96	16.98

Table 7-6. 20MHz BW (UNII) Maximum Conducted Output Power



Freq [MHz]	Channel	Detector	5GHz (40MHz) Conducted Power [dBm]	
			IEEE Transmission Mode	
			802.11n	802.11ac
5190	38	AVG	16.36	16.43
5230	46	AVG	16.35	16.32
5270	54	AVG	16.23	16.27
5310	62	AVG	16.09	16.15
5510	102	AVG	15.69	15.66
5590	118	AVG	15.77	15.81
5630	126	AVG	15.68	15.76
5710	142	AVG	15.76	15.70
5755	151	AVG	15.59	15.53
5795	159	AVG	15.59	15.53

Table 7-7. 40MHz BW (UNII) Maximum Conducted Output Power

FCC ID: A3LSMG892U		FCC Pt. 15.407 802.11a/n/ac UNII MEASUREMENT REPORT (CERTIFICATION)		Approved by: Quality Manager
Test Report S/N: 1M1709080250-06.A3L	Test Dates: 09/08/2017-10/04/2017	EUT Type: Portable Handset		Page 58 of 258

5GHz (80MHz) Conducted Power [dBm]			
Freq [MHz]	Channel	Detector	IEEE Transmission Mode
			802.11ac
5210	42	AVG	15.15
5290	58	AVG	14.90
5530	106	AVG	14.44
5610	122	AVG	14.52
5690	138	AVG	14.44
5775	155	AVG	14.36

Table 7-8. 80MHz BW (UNII) Maximum Conducted Output Power

FCC ID: A3LSMG892U		FCC Pt. 15.407 802.11a/n/ac UNII MEASUREMENT REPORT (CERTIFICATION)		Approved by: Quality Manager
Test Report S/N: 1M1709080250-06.A3L	Test Dates: 09/08/2017-10/04/2017	EUT Type: Portable Handset		Page 59 of 258



Antenna-2 Conducted Output Power Measurements

Freq [MHz]	Channel	Detector	5GHz (20MHz) Conducted Power [dBm]		
			IEEE Transmission Mode		
			802.11a	802.11n	802.11ac
5180	36	AVG	16.56	16.54	16.57
5200	40	AVG	16.67	16.63	16.63
5220	44	AVG	16.62	16.67	16.65
5240	48	AVG	16.69	16.69	16.72
5260	52	AVG	16.98	16.91	16.92
5280	56	AVG	16.85	16.88	16.99
5300	60	AVG	16.93	16.90	16.88
5320	64	AVG	16.91	16.95	16.94
5500	100	AVG	16.59	16.52	16.52
5600	120	AVG	16.68	16.68	16.64
5620	124	AVG	16.81	16.62	16.68
5720	144	AVG	16.66	16.63	16.69
5745	149	AVG	17.09	17.10	17.07
5785	157	AVG	17.05	17.05	17.00
5825	165	AVG	17.09	17.11	17.07

Table 7-9. 20MHz BW (UNII) Maximum Conducted Output Power



Freq [MHz]	Channel	Detector	5GHz (40MHz) Conducted Power [dBm]	
			IEEE Transmission Mode	
			802.11n	802.11ac
5190	38	AVG	16.21	16.27
5230	46	AVG	16.28	16.24
5270	54	AVG	16.19	16.33
5310	62	AVG	16.32	16.29
5510	102	AVG	16.04	16.24
5590	118	AVG	16.35	16.27
5630	126	AVG	16.29	16.31
5710	142	AVG	16.32	16.25
5755	151	AVG	15.64	15.65
5795	159	AVG	15.58	15.64

Table 7-10. 40MHz BW (UNII) Maximum Conducted Output Power

FCC ID: A3LSMG892U		FCC Pt. 15.407 802.11a/n/ac UNII MEASUREMENT REPORT (CERTIFICATION)		Approved by: Quality Manager
Test Report S/N: 1M1709080250-06.A3L	Test Dates: 09/08/2017-10/04/2017	EUT Type: Portable Handset	Page 60 of 258	

5GHz (80MHz) Conducted Power [dBm]			
Freq [MHz]	Channel	Detector	IEEE Transmission Mode
			802.11ac
5210	42	AVG	14.95
5290	58	AVG	15.39
5530	106	AVG	15.29
5610	122	AVG	15.33
5690	138	AVG	15.25
5775	155	AVG	15.47

Table 7-11. 80MHz BW (UNII) Maximum Conducted Output Power

FCC ID: A3LSMG892U		FCC Pt. 15.407 802.11a/n/ac UNII MEASUREMENT REPORT (CERTIFICATION)		Approved by: Quality Manager
Test Report S/N: 1M1709080250-06.A3L	Test Dates: 09/08/2017-10/04/2017	EUT Type: Portable Handset		Page 61 of 258


MIMO Maximum Conducted Output Power Measurements

Freq [MHz]	Channel	Detector	5GHz (20MHz) Conducted Power [dBm]		
			IEEE Transmission Mode		
			ANT1	ANT2	MIMO
5180	36	AVG	17.10	16.56	19.85
5200	40	AVG	16.86	16.67	19.78
5220	44	AVG	17.09	16.62	19.87
5240	48	AVG	16.77	16.69	19.74
5260	52	AVG	16.51	16.98	19.76
5280	56	AVG	16.56	16.85	19.72
5300	60	AVG	16.53	16.93	19.74
5320	64	AVG	16.41	16.91	19.68
5500	100	AVG	17.23	16.59	19.93
5600	120	AVG	17.18	16.68	19.95
5620	124	AVG	17.17	16.81	20.00
5720	144	AVG	17.07	16.66	19.88
5745	149	AVG	16.89	17.09	20.00
5785	157	AVG	16.90	17.05	19.99
5825	165	AVG	16.87	17.09	19.99

Table 7-12. MIMO 20MHz BW 802.11a (UNII) Maximum Conducted Output Power

Freq [MHz]	Channel	Detector	5GHz (20MHz) Conducted Power [dBm]		
			IEEE Transmission Mode		
			ANT1	ANT2	MIMO
5180	36	AVG	16.80	16.54	19.68
5200	40	AVG	16.81	16.63	19.73
5220	44	AVG	16.80	16.67	19.75
5240	48	AVG	16.79	16.69	19.75
5260	52	AVG	16.51	16.91	19.72
5280	56	AVG	16.43	16.88	19.67
5300	60	AVG	16.40	16.90	19.67
5320	64	AVG	16.36	16.95	19.68
5500	100	AVG	17.23	16.52	19.90
5600	120	AVG	17.10	16.68	19.91
5620	124	AVG	17.13	16.62	19.89
5720	144	AVG	17.10	16.63	19.88
5745	149	AVG	16.94	17.10	20.03
5785	157	AVG	16.97	17.05	20.02
5825	165	AVG	16.96	17.11	20.05

Table 7-13. MIMO 20MHz BW 802.11n (UNII) Maximum Conducted Output Power



FCC ID: A3LSMG892U		FCC Pt. 15.407 802.11a/n/ac UNII MEASUREMENT REPORT (CERTIFICATION)		Approved by: Quality Manager
Test Report S/N: 1M1709080250-06.A3L	Test Dates: 09/08/2017-10/04/2017	EUT Type: Portable Handset		Page 62 of 258

Freq [MHz]	Channel	Detector	5GHz (20MHz) Conducted Power [dBm]		
			IEEE Transmission Mode		
			ANT1	ANT2	MIMO
5180	36	AVG	16.78	16.57	19.69
5200	40	AVG	16.89	16.63	19.77
5220	44	AVG	16.82	16.65	19.75
5240	48	AVG	16.74	16.72	19.74
5260	52	AVG	16.54	16.92	19.74
5280	56	AVG	16.48	16.99	19.75
5300	60	AVG	16.43	16.88	19.67
5320	64	AVG	16.37	16.94	19.67
5500	100	AVG	17.27	16.52	19.92
5600	120	AVG	17.12	16.64	19.90
5620	124	AVG	17.10	16.68	19.91
5720	144	AVG	17.11	16.69	19.92
5745	149	AVG	16.81	17.07	19.95
5785	157	AVG	16.89	17.00	19.96
5825	165	AVG	16.98	17.07	20.04

Table 7-14. MIMO 20MHz BW 802.11ac (UNII) Maximum Conducted Output Power

Freq [MHz]	Channel	Detector	5GHz (40MHz) Conducted Power [dBm]		
			IEEE Transmission Mode		
			ANT1	ANT2	MIMO
5190	38	AVG	16.36	16.21	19.30
5230	46	AVG	16.35	16.28	19.33
5270	54	AVG	16.23	16.19	19.22
5310	62	AVG	16.09	16.32	19.22
5510	102	AVG	15.69	16.04	18.88
5590	118	AVG	15.77	16.35	19.08
5630	126	AVG	15.68	16.29	19.01
5710	142	AVG	15.76	16.32	19.06
5755	151	AVG	15.59	15.64	18.63
5795	159	AVG	15.59	15.58	18.60

Table 7-15. MIMO 40MHz BW 802.11n (UNII) Maximum Conducted Output Power

FCC ID: A3LSMG892U		FCC Pt. 15.407 802.11a/n/ac UNII MEASUREMENT REPORT (CERTIFICATION)		Approved by: Quality Manager
Test Report S/N: 1M1709080250-06.A3L	Test Dates: 09/08/2017-10/04/2017	EUT Type: Portable Handset	Page 63 of 258	

Freq [MHz]	Channel	Detector	5GHz (40MHz) Conducted Power [dBm]		
			IEEE Transmission Mode		
			ANT1	ANT2	MIMO
5190	38	AVG	16.43	16.27	19.36
5230	46	AVG	16.32	16.24	19.29
5270	54	AVG	16.27	16.33	19.31
5310	62	AVG	16.15	16.29	19.23
5510	102	AVG	15.66	16.24	18.97
5590	118	AVG	15.81	16.27	19.06
5630	126	AVG	15.76	16.31	19.05
5710	142	AVG	15.70	16.25	18.99
5755	151	AVG	15.53	15.65	18.60
5795	159	AVG	15.53	15.64	18.60

Table 7-16. MIMO 40MHz BW 802.11ac (UNII) Maximum Conducted Output Power

5GHz (80MHz) Conducted Power [dBm]					
Freq [MHz]	Channel	Detector	IEEE Transmission Mode		
			ANT1	ANT2	MIMO
			5210	42	AVG
5290	58	AVG	14.90	15.39	18.16
5530	106	AVG	14.44	15.29	17.90
5610	122	AVG	14.52	15.33	17.95
5690	138	AVG	14.44	15.25	17.87
5775	155	AVG	14.36	15.47	17.96

Table 7-17. MIMO 80MHz BW 802.11ac (UNII) Maximum Conducted Output Power

Note:



Per KDB 662911 v02r01 Section E)1), the conducted powers at Antenna 1 and Antenna 2 were first measured separately during MIMO transmission as shown in the section above. The measured values were then summed in linear power units then converted back to dBm.

Sample MIMO Calculation:

At 5180MHz n mode the average conducted output power was measured to be 16.80 dBm for Antenna-1 and 16.54 dBm for Antenna-2.

$$\text{Antenna 1} + \text{Antenna 2} = \text{MIMO}$$

$$(16.80 \text{ dBm} + 16.54 \text{ dBm}) = (47.86 \text{ mW} + 45.08 \text{ mW}) = 92.94 \text{ mW} = 19.68 \text{ dBm}$$

FCC ID: A3LSMG892U		FCC Pt. 15.407 802.11a/n/ac UNII MEASUREMENT REPORT (CERTIFICATION)		Approved by: Quality Manager
Test Report S/N: 1M1709080250-06.A3L	Test Dates: 09/08/2017-10/04/2017	EUT Type: Portable Handset	Page 64 of 258	

7.5 Maximum Power Spectral Density – 802.11a/n/ac §15.407(a.1.iv) §15.407(a.2) §15.407(a.3)

Test Overview and Limit

The spectrum analyzer was connected to the antenna terminal while the EUT was operating at its maximum duty cycle, at its maximum power control level, as defined in KDB 789033 D02 v01r04, and at the appropriate frequencies. Method SA-1, as defined in KDB 789033 D02 v01r04, was used to measure the power spectral density.

In the 5.15 – 5.25GHz, 5.25 – 5.35GHz, 5.47 – 5.725GHz bands, the maximum permissible power spectral density is 11dBm/MHz.

In the 5.725 – 5.850GHz band, the maximum permissible power spectral density is 30dBm/500kHz.

Test Procedure Used

KDB 789033 D02 v01r04 – Section F
KDB 662911 v02r01 – Section E)2) Measure-and-Sum Technique

Test Settings

1. Analyzer was set to the center frequency of the UNII channel under investigation
2. Span was set to encompass the entire emission bandwidth of the signal
3. RBW = 1MHz
4. VBW = 3MHz
5. Number of sweep points $\geq 2 \times$ (span/RBW)
6. Sweep time = auto
7. Detector = power averaging (RMS)
8. Trigger was set to free run for all modes
9. Trace was averaged over 100 sweeps
10. The peak search function of the spectrum analyzer was used to find the peak of the spectrum.

Test Setup

The EUT and measurement equipment were set up as shown in the diagram below.






Figure 7-4. Test Instrument & Measurement Setup

Test Notes



None

FCC ID: A3LSMG892U		FCC Pt. 15.407 802.11a/n/ac UNII MEASUREMENT REPORT (CERTIFICATION)		Approved by: Quality Manager
Test Report S/N: 1M1709080250-06.A3L	Test Dates: 09/08/2017-10/04/2017	EUT Type: Portable Handset	Page 65 of 258	

Antenna-1 Power Spectral Density Measurements

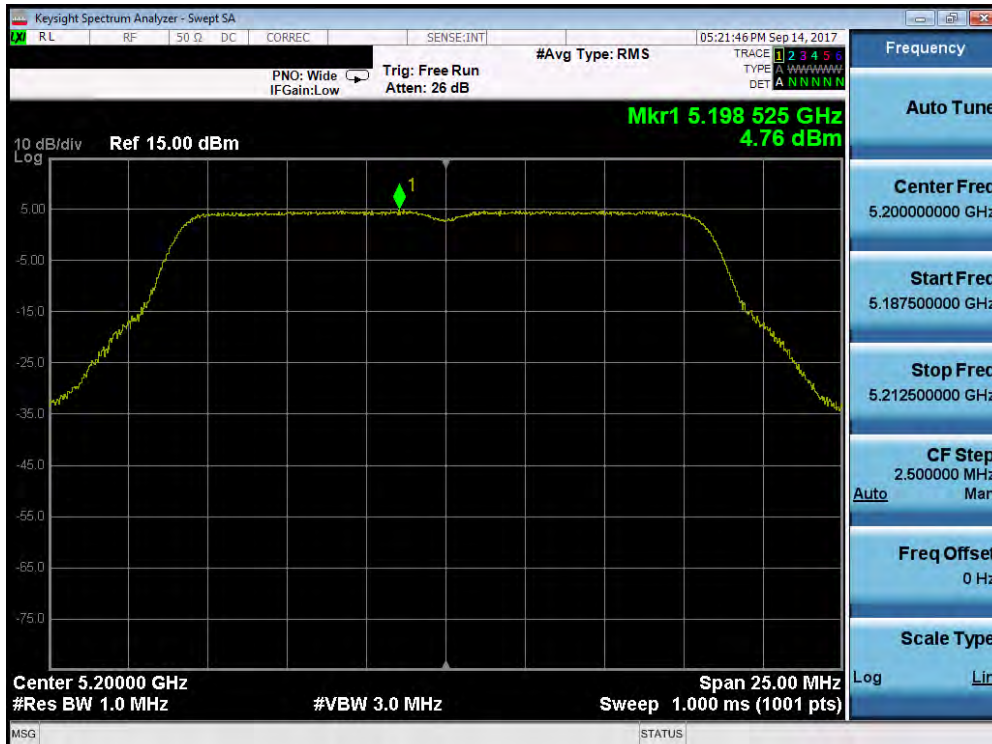
	Frequency [MHz]	Channel No.	802.11 Mode	Data Rate [Mbps]	Measured Power Density [dBm]	Max Permissible Power Density [dBm/MHz]	Margin [dB]
Band 1	5180	36	a	6	4.86	11.0	-6.14
	5200	40	a	6	4.76	11.0	-6.24
	5240	48	a	6	4.70	11.0	-6.30
	5180	36	n (20MHz)	6.5/7.2 (MCS0)	4.42	11.0	-6.58
	5200	40	n (20MHz)	6.5/7.2 (MCS0)	4.33	11.0	-6.67
	5240	48	n (20MHz)	6.5/7.2 (MCS0)	4.15	11.0	-6.85
	5190	38	n (40MHz)	13.5/15 (MCS0)	1.18	11.0	-9.82
	5230	46	n (40MHz)	13.5/15 (MCS0)	1.65	11.0	-9.35
	5210	42	ac (80MHz)	29.3/32.5 (MCS0)	-1.99	11.0	-12.99
Band 2A	5260	52	a	6	4.49	11.0	-6.51
	5280	56	a	6	4.22	11.0	-6.78
	5320	64	a	6	4.17	11.0	-6.83
	5260	52	n (20MHz)	6.5/7.2 (MCS0)	4.06	11.0	-6.94
	5280	56	n (20MHz)	6.5/7.2 (MCS0)	4.14	11.0	-6.86
	5320	64	n (20MHz)	6.5/7.2 (MCS0)	4.23	11.0	-6.77
	5270	54	n (40MHz)	13.5/15 (MCS0)	2.11	11.0	-8.89
	5310	62	n (40MHz)	13.5/15 (MCS0)	1.80	11.0	-9.20
	5290	58	ac (80MHz)	29.3/32.5 (MCS0)	-3.37	11.0	-14.37
Band 2C	5500	100	a	6	3.62	11.0	-7.38
	5600	120	a	6	2.96	11.0	-8.04
	5720	144	a	6	3.06	11.0	-7.94
	5500	100	n (20MHz)	6.5/7.2 (MCS0)	3.21	11.0	-7.79
	5600	120	n (20MHz)	6.5/7.2 (MCS0)	2.90	11.0	-8.10
	5720	144	n (20MHz)	6.5/7.2 (MCS0)	2.84	11.0	-8.16
	5510	102	n (40MHz)	13.5/15 (MCS0)	0.29	11.0	-10.71
	5590	118	n (40MHz)	13.5/15 (MCS0)	-0.16	11.0	-11.16
	5710	142	n (40MHz)	13.5/15 (MCS0)	-0.17	11.0	-11.17
	5530	106	ac (80MHz)	29.3/32.5 (MCS0)	-4.16	11.0	-15.16
	5610	122	ac (80MHz)	29.3/32.5 (MCS0)	-4.42	11.0	-15.42
	5690	138	ac (80MHz)	29.3/32.5 (MCS0)	-6.85	11.0	-17.85

Table 7-18. Bands 1, 2A, 2C Conducted Power Spectral Density Measurements

FCC ID: A3LSMG892U		FCC Pt. 15.407 802.11a/n/ac UNII MEASUREMENT REPORT (CERTIFICATION)		Approved by: Quality Manager
Test Report S/N: 1M1709080250-06.A3L	Test Dates: 09/08/2017-10/04/2017	EUT Type: Portable Handset		Page 66 of 258



Plot 7-79. Power Spectral Density Plot (802.11a (UNII Band 1) – Ch. 36)



Plot 7-80. Power Spectral Density Plot (802.11a (UNII Band 1) – Ch. 40)

FCC ID: A3LSMG892U		FCC Pt. 15.407 802.11a/n/ac UNII MEASUREMENT REPORT (CERTIFICATION)		Approved by: Quality Manager
Test Report S/N: 1M1709080250-06.A3L	Test Dates: 09/08/2017-10/04/2017	EUT Type: Portable Handset		Page 67 of 258

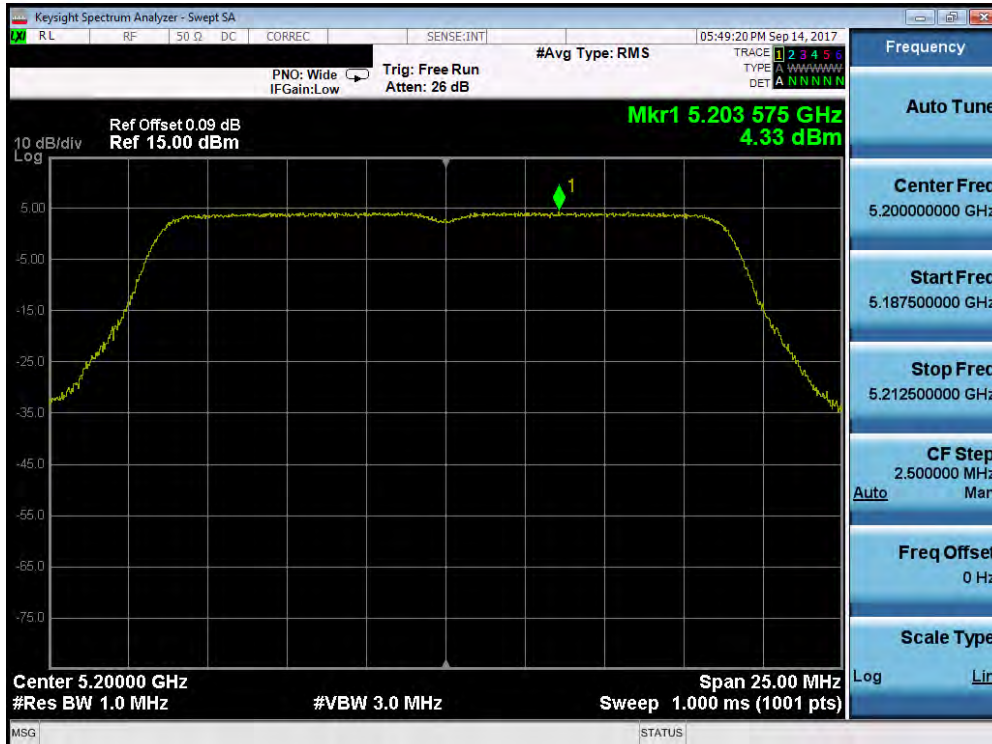


Plot 7-81. Power Spectral Density Plot (802.11a (UNII Band 1) – Ch. 48)



Plot 7-82. Power Spectral Density Plot (20MHz BW 802.11n (UNII Band 1) – Ch. 36)

FCC ID: A3LSMG892U		FCC Pt. 15.407 802.11a/n/ac UNII MEASUREMENT REPORT (CERTIFICATION)		Approved by: Quality Manager
Test Report S/N: 1M1709080250-06.A3L	Test Dates: 09/08/2017-10/04/2017	EUT Type: Portable Handset		Page 68 of 258

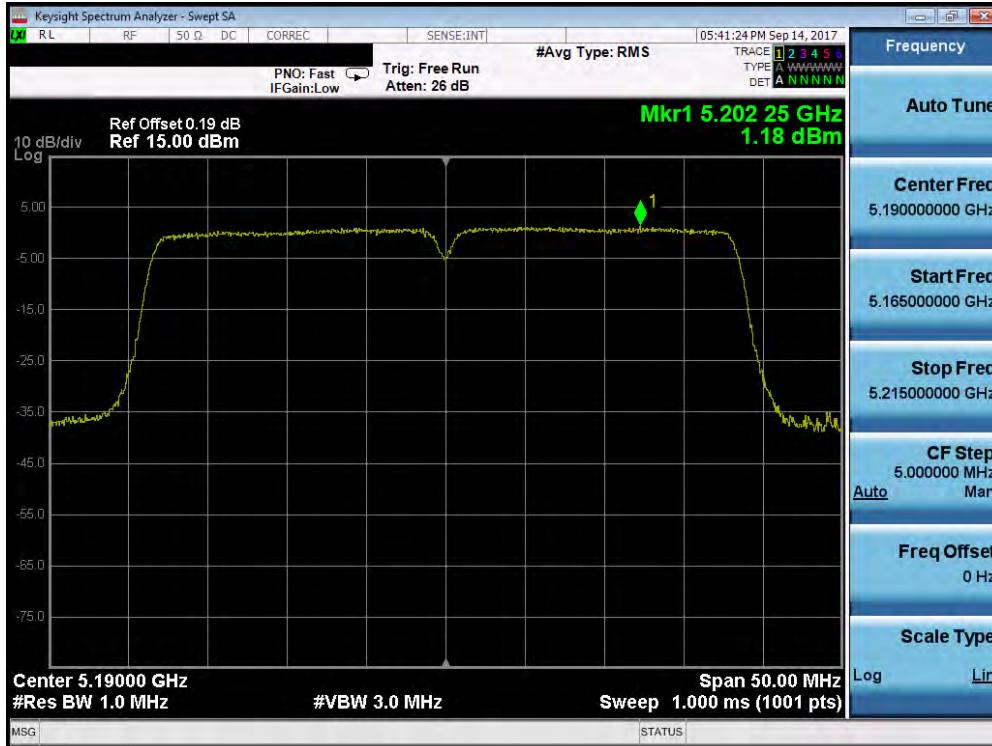


Plot 7-83. Power Spectral Density Plot (20MHz BW 802.11n (UNII Band 1) – Ch. 40)



Plot 7-84. Power Spectral Density Plot (20MHz BW 802.11n (UNII Band 1) – Ch. 48)

FCC ID: A3LSMG892U		FCC Pt. 15.407 802.11a/n/ac UNII MEASUREMENT REPORT (CERTIFICATION)		Approved by: Quality Manager
Test Report S/N: 1M1709080250-06.A3L	Test Dates: 09/08/2017-10/04/2017	EUT Type: Portable Handset		Page 69 of 258



Plot 7-85. Power Spectral Density Plot (40MHz BW 802.11n (UNII Band 1) – Ch. 38)

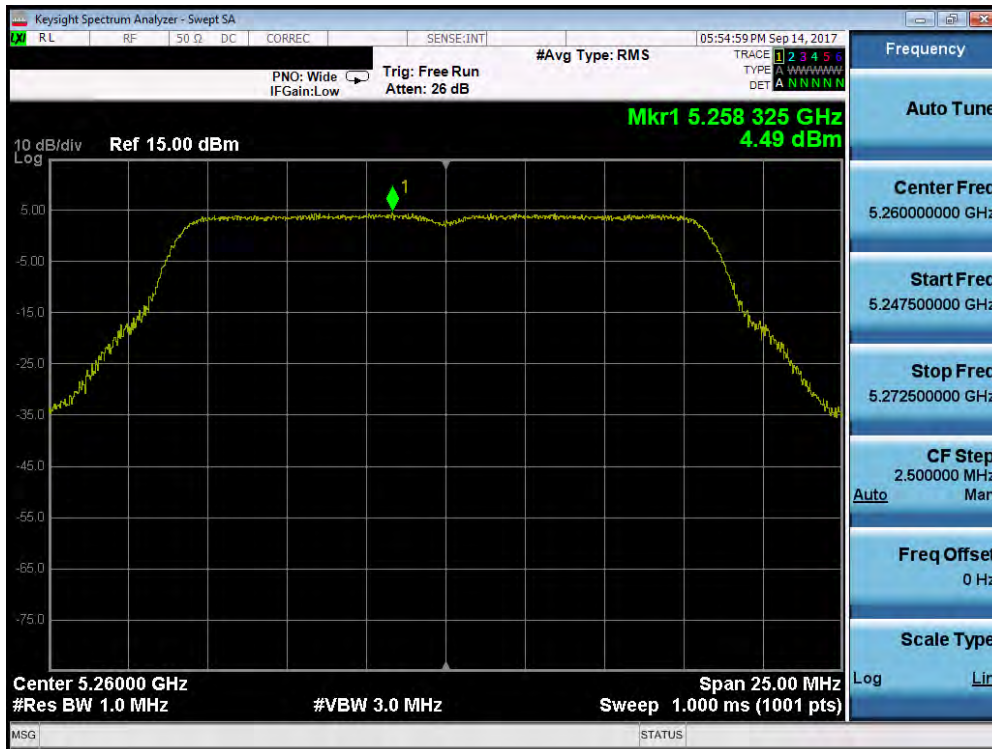


Plot 7-86. Power Spectral Density Plot (40MHz BW 802.11n (UNII Band 1) – Ch. 46)

FCC ID: A3LSMG892U		FCC Pt. 15.407 802.11a/n/ac UNII MEASUREMENT REPORT (CERTIFICATION)		Approved by: Quality Manager
Test Report S/N: 1M1709080250-06.A3L	Test Dates: 09/08/2017-10/04/2017	EUT Type: Portable Handset		Page 70 of 258

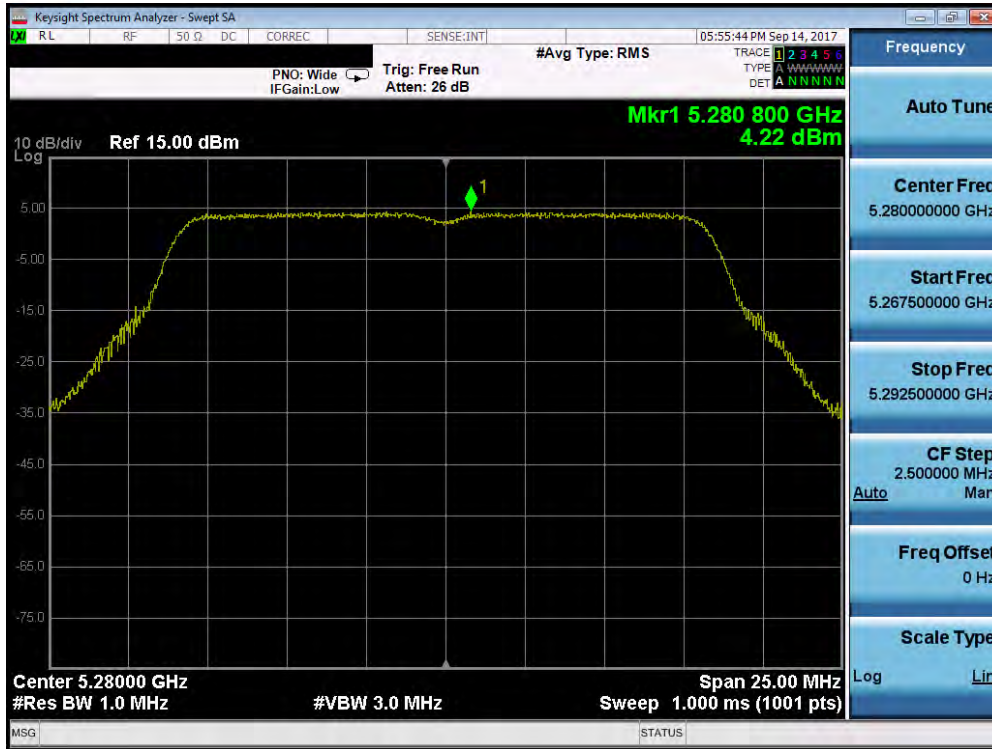


Plot 7-87. Power Spectral Density Plot (80MHz BW 802.11ac (UNII Band 1) – Ch. 42)



Plot 7-88. Power Spectral Density Plot (802.11a (UNII Band 2A) – Ch. 52)

FCC ID: A3LSMG892U		FCC Pt. 15.407 802.11a/n/ac UNII MEASUREMENT REPORT (CERTIFICATION)		Approved by: Quality Manager
Test Report S/N: 1M1709080250-06.A3L	Test Dates: 09/08/2017-10/04/2017	EUT Type: Portable Handset		Page 71 of 258

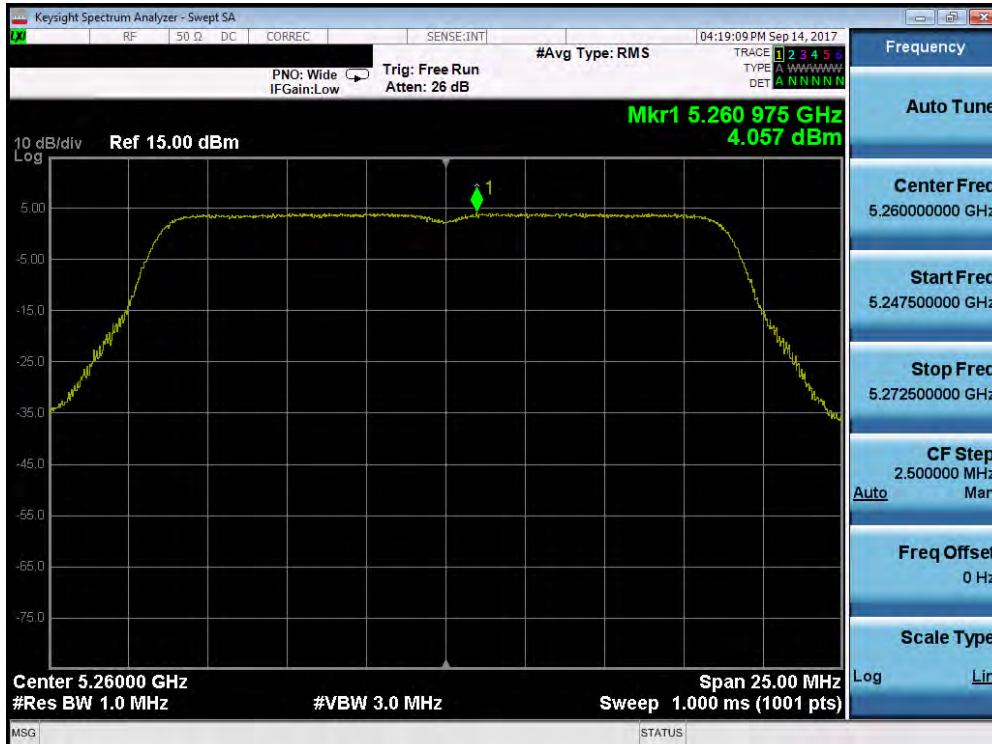


Plot 7-89. Power Spectral Density Plot (802.11a (UNII Band 2A) – Ch. 56)

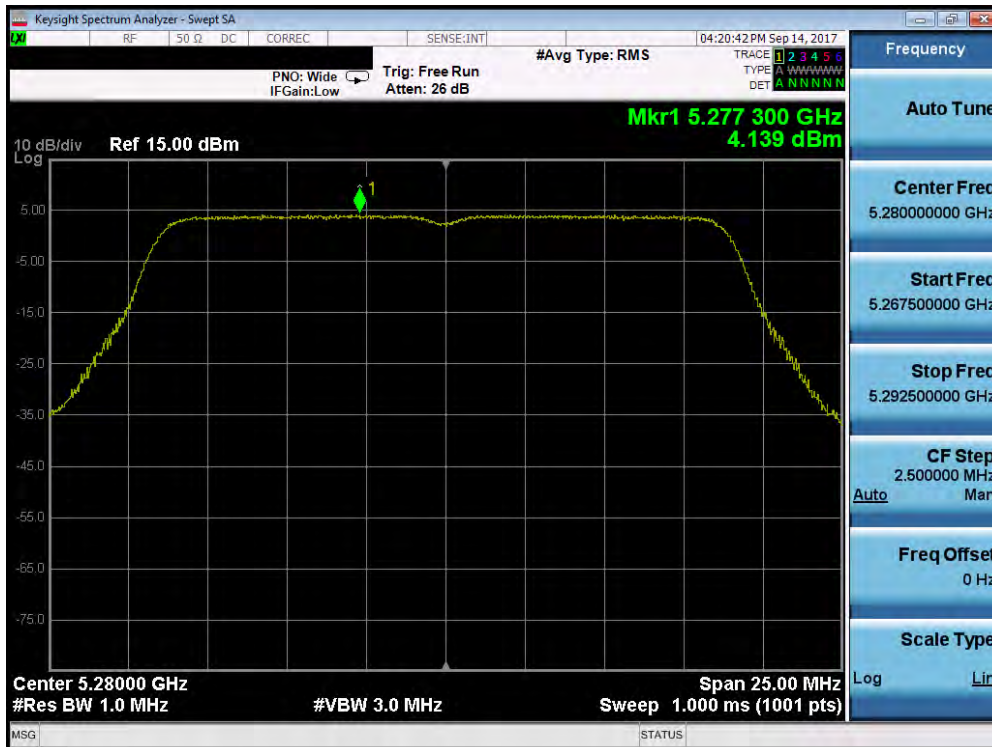


Plot 7-90. Power Spectral Density Plot (802.11a (UNII Band 2A) – Ch. 64)

FCC ID: A3LSMG892U		FCC Pt. 15.407 802.11a/n/ac UNII MEASUREMENT REPORT (CERTIFICATION)		Approved by: Quality Manager
Test Report S/N: 1M1709080250-06.A3L	Test Dates: 09/08/2017-10/04/2017	EUT Type: Portable Handset		Page 72 of 258

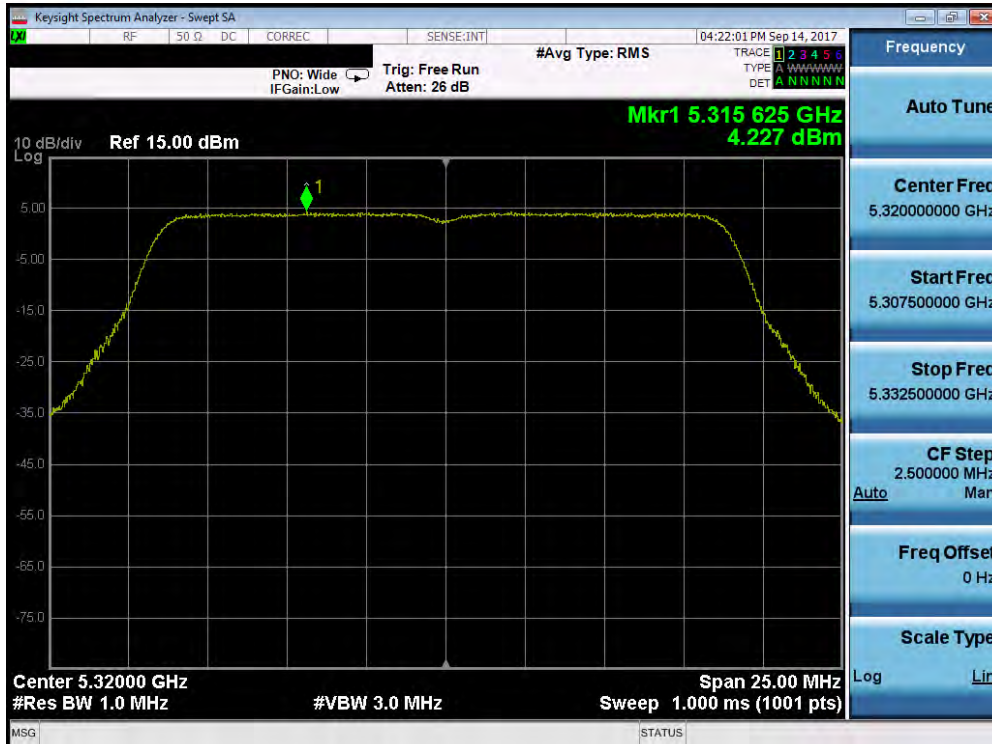


Plot 7-91. Power Spectral Density Plot (20MHz BW 802.11n (UNII Band 2A) – Ch. 52)

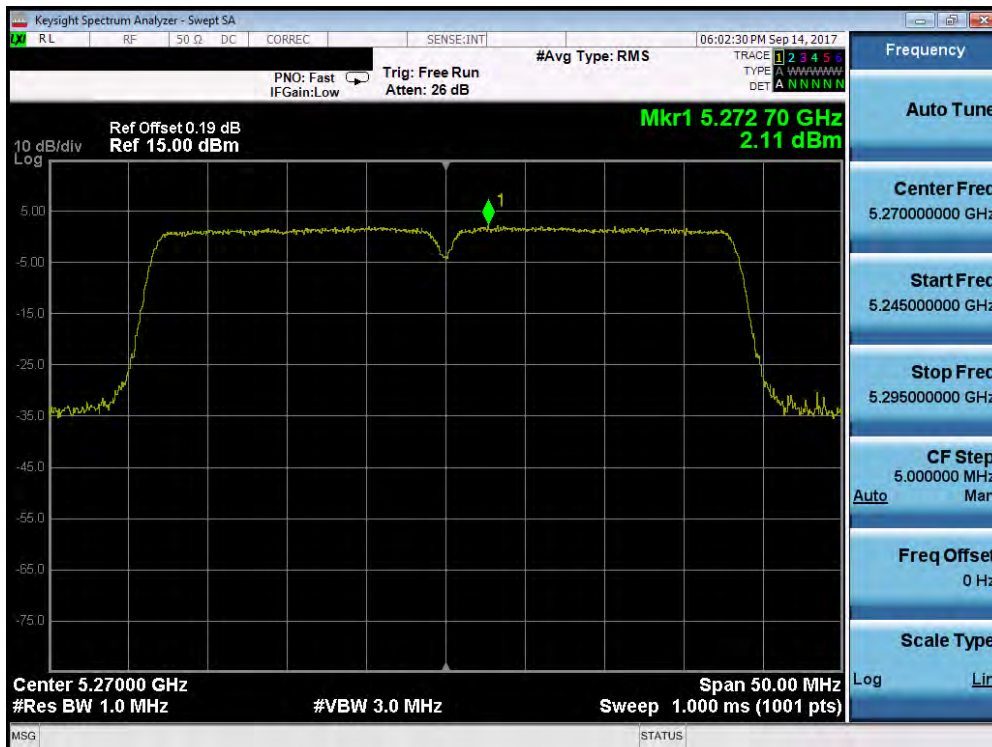


Plot 7-92. Power Spectral Density Plot (20MHz BW 802.11n (UNII Band 2A) – Ch. 56)

FCC ID: A3LSMG892U		FCC Pt. 15.407 802.11a/n/ac UNII MEASUREMENT REPORT (CERTIFICATION)		Approved by: Quality Manager
Test Report S/N: 1M1709080250-06.A3L	Test Dates: 09/08/2017-10/04/2017	EUT Type: Portable Handset		Page 73 of 258

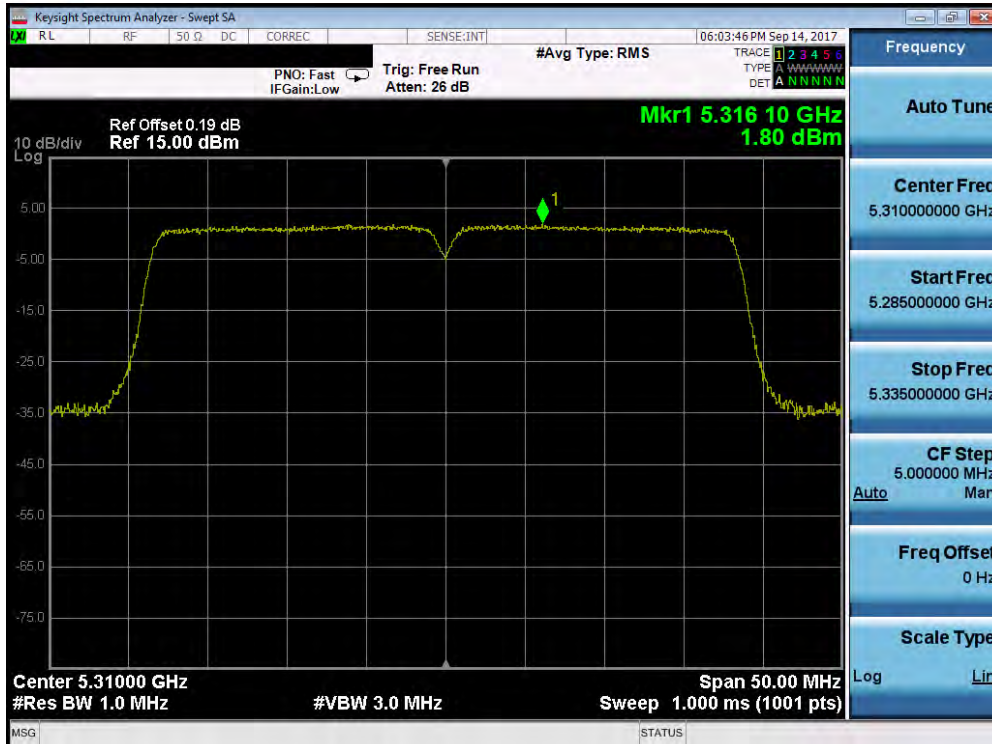


Plot 7-93. Power Spectral Density Plot (20MHz BW 802.11n (UNII Band 2A) – Ch. 64)

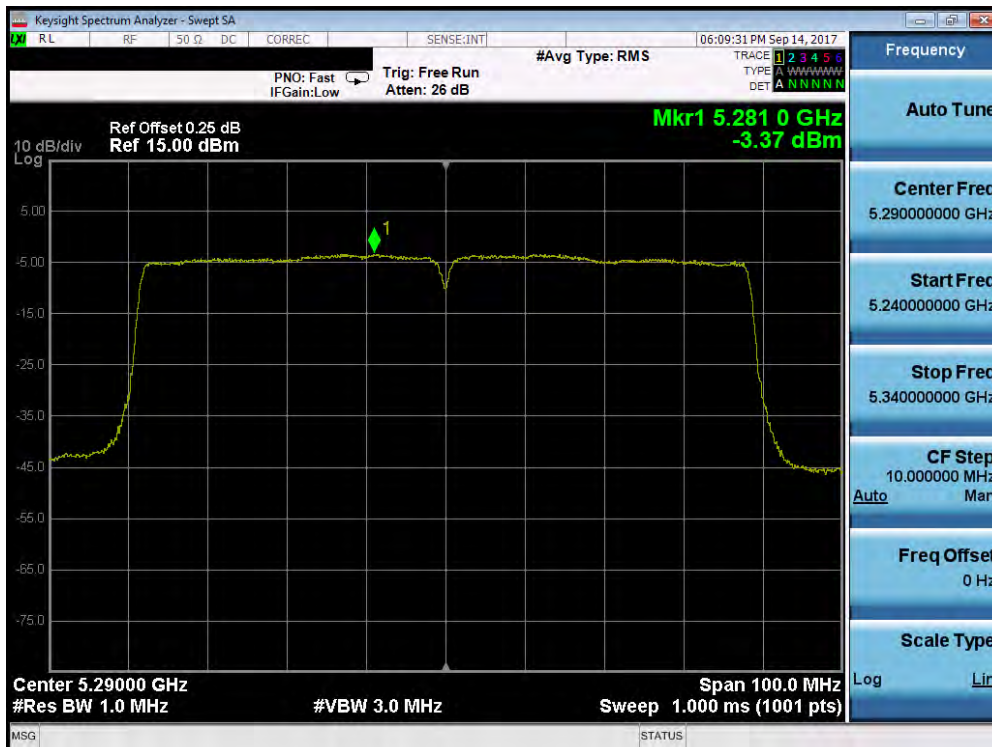


Plot 7-94. Power Spectral Density Plot (40MHz BW 802.11n (UNII Band 2A) – Ch. 54)

FCC ID: A3LSMG892U		FCC Pt. 15.407 802.11a/n/ac UNII MEASUREMENT REPORT (CERTIFICATION)		Approved by: Quality Manager
Test Report S/N: 1M1709080250-06.A3L	Test Dates: 09/08/2017-10/04/2017	EUT Type: Portable Handset		Page 74 of 258



Plot 7-95. Power Spectral Density Plot (40MHz BW 802.11n (UNII Band 2A) – Ch. 62)



Plot 7-96. Power Spectral Density Plot (80MHz BW 802.11ac (UNII Band 2A) – Ch. 58)

FCC ID: A3LSMG892U		FCC Pt. 15.407 802.11a/n/ac UNII MEASUREMENT REPORT (CERTIFICATION)		Approved by: Quality Manager
Test Report S/N: 1M1709080250-06.A3L	Test Dates: 09/08/2017-10/04/2017	EUT Type: Portable Handset		Page 75 of 258