

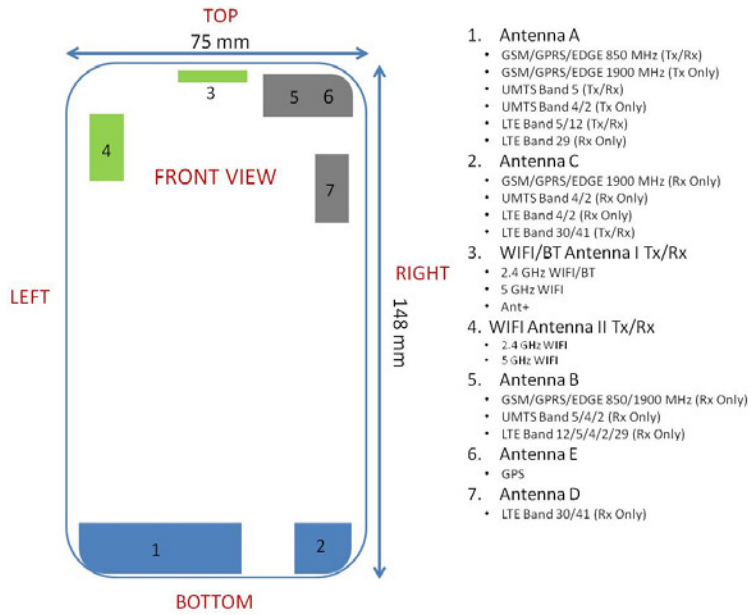


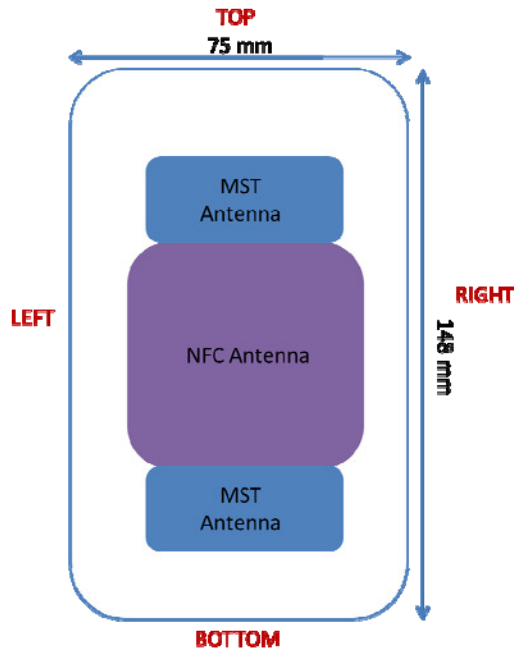
APPENDIX F: DUT ANTENNA DIAGRAM & SAR TEST SETUP PHOTOGRAPHS

FCC ID A3LSMG891A		SAR EVALUATION REPORT		Reviewed by: Quality Manager
Test Dates: 03/21/16 – 04/11/16	DUT Type: Portable Handset			APPENDIX F: Page 1 of -88





Note: Exact antenna dimensions and separation distances are shown in the Technical Descriptions in the FCC Filing.

**Figure F-1
DUT Antenna Locations**




**Figure F-2
NFC Antenna Locations**



FCC ID A3LSMG891A		SAR EVALUATION REPORT		Reviewed by: Quality Manager
Test Dates: 03/21/16 – 04/11/16	DUT Type: Portable Handset			APPENDIX F: Page 2 of -88




SAR Test Setup Photo 1: Right Cheek




SAR Test Setup Photo 2: Right Tilt



FCC ID A3LSMG891A		SAR EVALUATION REPORT		Reviewed by: Quality Manager
Test Dates: 03/21/16 – 04/11/16	DUT Type: Portable Handset			APPENDIX F: Page 3 of -88



SAR Test Setup Photo 3: Left Cheek




SAR Test Setup Photo 4: Left Tilt



FCC ID A3LSMG891A		SAR EVALUATION REPORT		Reviewed by: Quality Manager
Test Dates: 03/21/16 – 04/11/16	DUT Type: Portable Handset			APPENDIX F: Page 4 of -88



SAR Test Setup Photo 5: Back Side at 1.5 cm



SAR Test Setup Photo 6: Back Side at 1.0 cm



FCC ID A3LSMG891A		SAR EVALUATION REPORT		Reviewed by: Quality Manager
Test Dates: 03/21/16 – 04/11/16	DUT Type: Portable Handset			APPENDIX F: Page 5 of -88



SAR Test Setup Photo 7: Front Side at 1.0 cm



SAR Test Setup Photo 8: Top Edge at 1.0 cm



FCC ID A3LSMG891A		SAR EVALUATION REPORT		Reviewed by: Quality Manager
Test Dates: 03/21/16 – 04/11/16	DUT Type: Portable Handset			APPENDIX F: Page 6 of -88



SAR Test Setup Photo 9: Bottom Edge at 1.0 cm



SAR Test Setup Photo 10: Right Edge at 1.0 cm



FCC ID A3LSMG891A		SAR EVALUATION REPORT		Reviewed by: Quality Manager
Test Dates: 03/21/16 – 04/11/16	DUT Type: Portable Handset			APPENDIX F: Page 7 of -88



SAR Test Setup Photo 11: Left Edge at 1.0 cm



SAR Test Setup Photo 12: Horizontal and Vertical Reference Lines

FCC ID A3LSMG891A		SAR EVALUATION REPORT		Reviewed by: Quality Manager
Test Dates: 03/21/16 – 04/11/16	DUT Type: Portable Handset			APPENDIX F: Page 8 of 8