



13. TEST SETUP PHOTOGRAPHS

FCC ID: A3LSMG890A		HAC (T-COIL) TEST REPORT		Reviewed by: Quality Manager
Filename: 0Y1504030668.A3L	Test Dates: 04/06/2015 - 04/11/2015	EUT Type: Portable Handset		Page 55 of 57




Figure 13-1
Test Setup for Wireless Device







Figure 13-2
Test Setup for Wireless Device

FCC ID: A3LSMG890A	 <small>ENGINEERING LABORATORY, INC.</small>	HAC (T-COIL) TEST REPORT	 Reviewed by: Quality Manager
Filename: 0Y1504030668.A3L	Test Dates: 04/06/2015 - 04/11/2015	EUT Type: Portable Handset	Page 56 of 57





Axial

Radial (Transverse)

Figure 13-3
T-Coil Scan Overlay Magnetic Field Distributions

Note: Final measurement locations are indicated by a cursor on the contour plots.

FCC ID: A3LSMG890A	 <small>ENGINEERING LABORATORY, INC.</small>	HAC (T-COIL) TEST REPORT	 Reviewed by: Quality Manager
Filename: 0Y1504030668.A3L	Test Dates: 04/06/2015 - 04/11/2015	EUT Type: Portable Handset	Page 57 of 57