



MEASUREMENT REPORT FCC Part 15.407 UNII 802.11a/n/ac

Applicant Name:
Samsung Electronics Co., Ltd.
129, Samsung-ro, Maetan dong,
Yeongtong-gu, Suwon-si
Gyeonggi-do 443-742, Korea

Date of Testing:
4/3 - 4/17/15
Test Site/Location:
PCTEST Lab, Columbia, MD, USA
Test Report Serial No.:
0Y1504030661.A3L

FCC ID: A3LSMG890A
APPLICANT: Samsung Electronics Co., Ltd.

Application Type: Certification
Model(s): SM-G890A
EUT Type: Portable Handset
FCC Classification: Unlicensed National Information Infrastructure (UNII)
FCC Rule Part(s): Part 15.407
Test Procedure(s): KDB 789033 D02 v01, KDB 644545 v01r02, KDB 648474 D03 v01r02, KDB 662911 D01 v02r01

Mode	UNII Band	Channel Bandwidth (MHz)	Tx Frequency (MHz)	ANT1		ANT2		MIMO	
				Max. Power (mW)	Max. Power (dBm)	Max. Power (mW)	Max. Power (dBm)	Max. Power (mW)	Max. Power (dBm)
802.11a	1	20	5180 - 5240	27.606	14.41	25.061	13.99	N/A	
	2A	20	5260 - 5320	27.479	14.39	25.235	14.02		
	2C	20	5500 - 5720	28.054	14.48	27.925	14.46		
	3	20	5745 - 5825	27.861	14.45	28.119	14.49		
802.11n	1	20	5180 - 5240	22.131	13.45	19.543	12.91	41.674	16.20
	2A	20	5260 - 5320	22.029	13.43	20.417	13.10	42.447	16.28
	2C	20	5500 - 5720	21.577	13.34	22.284	13.48	43.812	16.42
	3	20	5745 - 5825	22.131	13.45	22.233	13.47	44.059	16.44
802.11n	1	40	5190 - 5230	16.069	12.06	17.378	12.40	33.328	15.23
	2A	40	5270 - 5310	15.704	11.96	17.620	12.46	33.323	15.23
	2C	40	5510 - 5710	16.032	12.05	17.660	12.47	33.619	15.27
	3	40	5755 - 5795	17.418	12.41	15.959	12.03	33.059	15.19
802.11ac	1	80	5210	13.521	11.31	12.106	10.83	25.627	14.09
	2A	80	5290	13.932	11.44	12.190	10.86	26.121	14.17
	2C	80	5530	13.677	11.36	13.836	11.41	26.927	14.30
	2C	80	5690	13.677	11.36	13.836	11.41	26.927	14.30
	3	80	5775	13.804	11.40	13.335	11.25	27.139	14.34

This equipment has been shown to be capable of compliance with the applicable technical standards as indicated in the measurement report and was tested in accordance with the measurement procedures specified in KDB 789033 D02 v01 and KDB 644545 v01r02. Test results reported herein relate only to the item(s) tested.

I attest to the accuracy of data. All measurements reported herein were performed by me or were made under my supervision and are correct to the best of my knowledge and belief. I assume full responsibility for the completeness of these measurements and vouch for the qualifications of all persons taking them.


Randy Ortanez
President







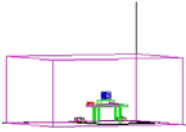
FCC ID: A3LSMG890A		FCC Pt. 15.407 802.11a/n/ac UNII MEASUREMENT REPORT (CERTIFICATION)		Reviewed by: Quality Manager
Test Report S/N: 0Y1504030661.A3L	Test Dates: 4/3 - 4/17/15	EUT Type: Portable Handset	Page 1 of 214	

TABLE OF CONTENTS

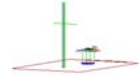
FCC PART 15.407 MEASUREMENT REPORT		3
1.0 INTRODUCTION		4
1.1 SCOPE		4
1.2 PCTEST TEST LOCATION		4
2.0 PRODUCT INFORMATION		5
2.1 EQUIPMENT DESCRIPTION		5
2.2 DEVICE CAPABILITIES		5
2.3 TEST CONFIGURATION.....		6
2.4 EMI SUPPRESSION DEVICE(S)/MODIFICATIONS.....		6
3.0 DESCRIPTION OF TEST		7
3.1 EVALUATION PROCEDURE		7
3.2 AC LINE CONDUCTED EMISSIONS		7
3.3 RADIATED EMISSIONS.....		8
3.4 ENVIRONMENTAL CONDITIONS		8
4.0 ANTENNA REQUIREMENTS.....		9
5.0 TEST EQUIPMENT CALIBRATION DATA.....		10
6.0 TEST RESULTS		11
6.1 SUMMARY.....		11
6.2 26DB BANDWIDTH MEASUREMENT – 802.11A/N/AC		12
6.3 6DB BANDWIDTH MEASUREMENT – 802.11A/N/AC		45
6.4 UNII OUTPUT POWER MEASUREMENT – 802.11A/N/AC		56
6.5 MAXIMUM POWER SPECTRAL DENSITY – 802.11A/N/AC		64
6.6 FREQUENCY STABILITY		108
6.7 RADIATED SPURIOUS EMISSION MEASUREMENTS – ABOVE 1GHZ.....		112
6.7.1 ANTENNA-1 RADIATED SPURIOUS EMISSION MEASUREMENTS.....		115
6.7.2 ANTENNA-2 RADIATED SPURIOUS EMISSION MEASUREMENTS.....		127
6.7.3 ANTENNA-1 RADIATED BAND EDGE MEASUREMENTS (20MHZ BW).....		139
6.7.4 ANTENNA-1 RADIATED BAND EDGE MEASUREMENTS (40MHZ BW).....		146
6.7.5 ANTENNA-1 RADIATED BAND EDGE MEASUREMENTS (80MHZ BW).....		153
6.7.6 ANTENNA-2 RADIATED BAND EDGE MEASUREMENTS (20MHZ BW).....		160
6.7.7 ANTENNA-2 RADIATED BAND EDGE MEASUREMENTS (40MHZ BW).....		167
6.7.8 ANTENNA-2 RADIATED BAND EDGE MEASUREMENTS (80MHZ BW).....		174
6.7.9 MIMO RADIATED BAND EDGE MEASUREMENTS (20MHZ BW)		181
6.7.10 MIMO RADIATED BAND EDGE MEASUREMENTS (40MHZ BW)		188
6.7.11 MIMO RADIATED BAND EDGE MEASUREMENTS (80MHZ BW)		195
6.8 RADIATED SPURIOUS EMISSIONS MEASUREMENTS – BELOW 1GHZ.....		202
6.9 LINE-CONDUCTED TEST DATA.....		206
7.0 CONCLUSION		214

FCC ID: A3LSMG890A		FCC Pt. 15.407 802.11a/n/ac UNII MEASUREMENT REPORT (CERTIFICATION)		Reviewed by: Quality Manager
Test Report S/N: 0Y1504030661.A3L	Test Dates: 4/3 - 4/17/15	EUT Type: Portable Handset	Page 2 of 214	



MEASUREMENT REPORT

FCC Part 15.407



§ 2.1033 General Information

APPLICANT: Samsung Electronics Co., Ltd.

APPLICANT ADDRESS: 129, Samsung-ro, Maetan dong,
Yeongtong-gu, Suwon-si, Gyeonggi-do 443-742, Korea

TEST SITE: PCTEST ENGINEERING LABORATORY, INC.

TEST SITE ADDRESS: 7185 Oakland Mills Road, Columbia, MD 21046 USA

FCC RULE PART(S): Part 15.407

BASE MODEL: SM-G890A

FCC ID: A3LSMG890A

FCC CLASSIFICATION: Unlicensed National Information Infrastructure (UNII)



Test Device Serial No.: R38G30EQQWM, Production Pre-Production Engineering
R38G30EQQTV

DATE(S) OF TEST: 4/3 - 4/17/15



TEST REPORT S/N: 0Y1504030661.A3L

Test Facility / Accreditations

Measurements were performed at PCTEST Engineering Lab located in Columbia, MD 21046, U.S.A.



- PCTEST facility is an FCC registered (PCTEST Reg. No. 159966) test facility with the site description report on file and has met all the requirements specified in Section 2.948 of the FCC Rules and Industry Canada (2451B-1).
- PCTEST Lab is accredited to ISO 17025 by U.S. National Institute of Standards and Technology (NIST) under the National Voluntary Laboratory Accreditation Program (NVLAP Lab code: 100431-0) in EMC, FCC and Telecommunications.
- PCTEST Lab is accredited to ISO 17025-2005 by the American Association for Laboratory Accreditation (A2LA) in Specific Absorption Rate (SAR) testing, Hearing Aid Compatibility (HAC) testing, CTIA Test Plans, and wireless testing for FCC and Industry Canada Rules.
- PCTEST Lab is a recognized U.S. Conformity Assessment Body (CAB) in EMC and R&TTE (n.b. 0982) under the U.S.-EU Mutual Recognition Agreement (MRA).
- PCTEST TCB is a Telecommunication Certification Body (TCB) accredited to ISO/IEC Guide 65 by the American National Standards Institute (ANSI) in all scopes of FCC Rules and Industry Canada Standards (RSS).
- PCTEST facility is an IC registered (2451B-1) test laboratory with the site description on file at Industry Canada.
- PCTEST is a CTIA Authorized Test Laboratory (CATL) for AMPS, CDMA, and EvDO wireless devices and for Over-the-Air (OTA) Antenna Performance testing for AMPS, CDMA, GSM, GPRS, EGPRS, UMTS (W-CDMA), CDMA 1xEVDO, and CDMA 1xRTT.

FCC ID: A3LSMG890A		FCC Pt. 15.407 802.11a/n/ac UNII MEASUREMENT REPORT (CERTIFICATION)		Reviewed by: Quality Manager
Test Report S/N: 0Y1504030661.A3L	Test Dates: 4/3 - 4/17/15	EUT Type: Portable Handset	Page 3 of 214	

1.0 INTRODUCTION

1.1 Scope

Measurement and determination of electromagnetic emissions (EMC) of radio frequency devices including intentional and/or unintentional radiators for compliance with the technical rules and regulations of the Federal Communications Commission and the Industry Canada Certification and Engineering Bureau.

1.2 PCTEST Test Location

The map below shows the location of the PCTEST LABORATORY, its proximity to the FCC Laboratory, the Columbia vicinity, the Baltimore-Washington Intern'tl (BWI) airport, the city of Baltimore and the Washington, DC area. (See Figure 1-1).

These measurement tests were conducted at the PCTEST Engineering Laboratory, Inc. facility located at 7185 Oakland Mills Road, Columbia, MD 21046. The site coordinates are 39° 10'23" N latitude and 76° 49'50" W longitude. The facility is 0.4 miles North of the FCC laboratory, and the ambient signal and ambient signal strength are approximately equal to those of the FCC laboratory. The detailed description of the measurement facility was found to be in compliance with the requirements of § 2.948 according to ANSI C63.4-2009 on February 15, 2012.

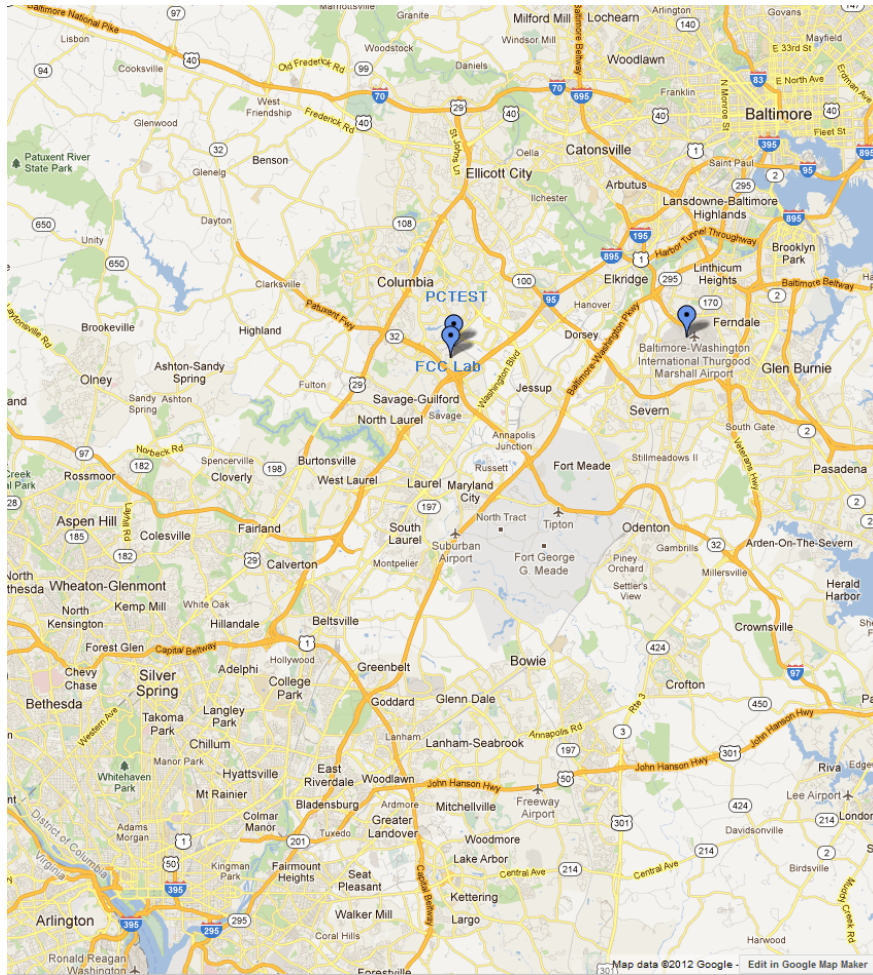




Figure 1-1. Map of the Greater Baltimore and Metropolitan Washington, D.C. area

FCC ID: A3LSMG890A		FCC Pt. 15.407 802.11a/n/ac UNII MEASUREMENT REPORT (CERTIFICATION)		Reviewed by: Quality Manager
Test Report S/N: 0Y1504030661.A3L	Test Dates: 4/3 - 4/17/15	EUT Type: Portable Handset	Page 4 of 214	

2.0 PRODUCT INFORMATION

2.1 Equipment Description

The Equipment Under Test (EUT) is the **Samsung Portable Handset FCC ID: A3LSMG890A**. The test data contained in this report pertains only to the emissions due to the EUT's UNII transmitter.

2.2 Device Capabilities

This device contains the following capabilities:

850/1900 GSM/GPRS/EDGE, 850/1900 WCDMA/HSPA, Multi-band LTE, 802.11b/g/n WLAN, 802.11a/n/ac UNII, Bluetooth (1x, EDR, LE), NFC, ANT+

Note: 5GHz NII operation is possible in 20MHz, and 40MHz, and 80MHz channel bandwidths. The maximum achievable duty cycles for all modes were determined based on measurements performed on a spectrum analyzer in zero-span mode with RBW = 8MHz, VBW = 50MHz, and detector = peak per the guidance of Section B)2)b) of KDB 789033. The RBW and VBW were both greater than 50/T, where T is the minimum transmission duration, and the number of sweep points across T was greater than 100. The duty cycles are as follows:

Maximum Achievable Duty Cycles				
802.11 Mode/Band		Duty Cycle [%]		
		ANT1	ANT2	MIMO
5GHz	a	98.1	97.9	N/A
	n (HT20)	97.9	97.8	95.9
	n (HT40)	92.1	92.1	92.6
	ac (HT80)	89.7	94.3	90.6

The device employs MIMO technology. Below are the possible configurations.

WiFi Configurations		SISO		SDM	
		ANT1	ANT2	ANT1	ANT2
5GHz	11a	✓	✓	✗	✗
	11n (20MHz)	✓	✓	✓	✓
	11n (40MHz)	✓	✓	✓	✓
	11ac (80MHz)	✓	✓	✓	✓



Table 2-1. Frequency / Channel Operations

✓ = Support ; ✗ = NOT Support

SISO = Single Input Single Output

SDM = Spatial Diversity Multiplexing – MIMO function

Data Rate(s) Tested: 6, 9, 12, 18, 24, 36, 48, 54Mbps (802.11a)
 6.5/7.2, 13/14.4, 19.5/21.7, 26/28.9, 39/43.3, 52/57.8, 58.5/65, 65/72.2 (n – 20MHz)
 13.5/15, 27/30, 40.5/45, 54/60, 81/90, 108/120, 121.5/135, 135/150 (n – 40MHz BW)
 29.3/32.5, 58.5/65, 87.8/97.5, 117/130, 175.5/195, 234/260, 263.3/292.5, 292.5/325,
 351/390, 390/433.3 (ac – 80MHz BW)

FCC ID: A3LSMG890A		FCC Pt. 15.407 802.11a/n/ac UNII MEASUREMENT REPORT (CERTIFICATION)		Reviewed by: Quality Manager
Test Report S/N: 0Y1504030661.A3L	Test Dates: 4/3 - 4/17/15	EUT Type: Portable Handset	Page 5 of 214	



2.3 Test Configuration

The Samsung Portable Handset FCC ID: A3LSMG890A was tested per the guidance of KDB 789033 D02 v01. ANSI C63.10-2009 was used to reference the appropriate EUT setup for radiated spurious emissions testing and AC line conducted testing. See Sections 3.2 for AC line conducted emissions test setups, 3.3 for radiated emissions test setups, and 6.2, 6.3, 6.4, and 6.5 for antenna port conducted emissions test setups.

This device supports wireless charging capability and, thus, is subject to the test requirements of KDB 648474 D03 v01r02. Additional radiated spurious emission measurements were performed with the EUT lying flat on a certified wireless charging pad while operating under normal conditions in a simulated call or data transmission configuration. The worst case radiated emissions data is shown in this report.

2.4 EMI Suppression Device(s)/Modifications

No EMI suppression device(s) were added and/or no modifications were made during testing.

FCC ID: A3LSMG890A		FCC Pt. 15.407 802.11a/n/ac UNII MEASUREMENT REPORT (CERTIFICATION)		Reviewed by: Quality Manager
Test Report S/N: 0Y1504030661.A3L	Test Dates: 4/3 - 4/17/15	EUT Type: Portable Handset		Page 6 of 214

3.0 DESCRIPTION OF TEST

3.1 Evaluation Procedure

The measurement procedures described in the American National Standard for Testing Unlicensed Wireless Devices (ANSI C63.10-2009) and the guidance provided in KDB 789033 D02 v01 were used in the measurement of **Samsung Portable Handset FCC ID: A3LSMG890A**.

Deviation from measurement procedure.....None



3.2 AC Line Conducted Emissions

The line-conducted facility is located inside a 10'x16'x9' shielded enclosure. The shielded enclosure is manufactured by ETS Lindgren RF Enclosures. The shielding effectiveness of the shielded room is in accordance with MIL-Std-285 or NSA 65-5. A 1m x 1.5m wooden table 80cm high is placed 40cm away from the vertical wall and 80cm away from the sidewall of the shielded room. Two 10kHz-30MHz, 50Ω/50μH Line-Impedance Stabilization Networks (LISNs) are bonded to the shielded room floor. Power to the LISNs is filtered by external high-current high-insertion loss power line filters. The external power line filter is an ETS Lindgren Model LPRX-4X30 (100dB Attenuation, 14kHz-18GHz) and the two EMI/RFI filters are ETS Lindgren Model LRW-2030-S1 (100dB Minimum Insertion Loss, 14kHz – 10GHz). These filters attenuate ambient signal noise from entering the measurement lines. These filters are also bonded to the shielded enclosure.

The EUT is powered from one LISN and the support equipment is powered from the second LISN. If the EUT is a DC-powered device, power will be derived from the source power supply it normally will be powered from and this supply line(s) will be connected to the second LISN. All interconnecting cables more than 1 meter were shortened to a 1 meter length by non-inductive bundling (serpentine fashion) and draped over the back edge of the test table. All cables were at least 40cm above the horizontal reference groundplane. Power cables for support equipment were routed down to the second LISN while ensuring that that cables were not draped over the second LISN.

Sufficient time for the EUT, support equipment, and test equipment was allowed in order for them to warm up to their normal operating condition. The RF output of the LISN was connected to the spectrum analyzer and exploratory measurements were made to determine the frequencies producing the maximum emission from the EUT. The spectrum was scanned from 150kHz to 30MHz with a spectrum analyzer. The detector function was set to peak mode for exploratory measurements while the bandwidth of the analyzer was set to 10kHz. The EUT, support equipment, and interconnecting cables were arranged and manipulated to maximize each emission. Each emission was also maximized by varying: power lines, the mode of operation or resolution, clock or data exchange speed, scrolling H pattern to the EUT and/or support equipment whichever determined the worst-case emission. Once the worst case emissions have been identified, the one EUT cable configuration/arrangement and mode of operation that produced these emissions is used for final measurements on the same test site. The analyzer is set to CISPR quasi-peak and average detectors with a 9kHz resolution bandwidth for final measurements.

Line conducted emissions test results are shown in Section 6.9. The EMI Receiver mode of the Agilent MXE was used to perform AC line conducted emissions testing.

FCC ID: A3LSMG890A		FCC Pt. 15.407 802.11a/n/ac UNII MEASUREMENT REPORT (CERTIFICATION)		Reviewed by: Quality Manager
Test Report S/N: 0Y1504030661.A3L	Test Dates: 4/3 - 4/17/15	EUT Type: Portable Handset		Page 7 of 214

3.3 Radiated Emissions



The radiated test facilities consisted of an indoor 3 meter semi-anechoic chamber used for final measurements and exploratory measurements, when necessary. The measurement area is contained within the semi-anechoic chamber which is shielded from any ambient interference. The test site inside the chamber is a 6m x 5.2m elliptical, obstruction-free area in accordance with Clause 5, Figure 5.7 of ANSI C63.4-2009. For measurements above 1GHz absorbers are arranged on the floor between the turn table and the antenna mast in such a way so as to maximize the reduction of reflections. For measurements below 1GHz, the absorbers are removed. An ETS Lindgren Model 2188 raised turntable is used for radiated measurement. It is a continuously rotatable, remote-controlled, metallic turntable and 2 meters (6.56 ft.) in diameter. The turn table is flush with the raised floor of the chamber in order to maintain its function as a ground plane. A 78cm high PVC support structure is placed on top of the turntable. A ¾" (~1.9cm) sheet of high density polyethylene is used as the table top and is placed on top of the PVC supports to bring the total height of the table to 80cm.

For all measurements, the spectrum was scanned through all EUT azimuths and from 1 to 4 meter receive antenna height using a broadband antenna from 30MHz up to the upper frequency shown in 15.33(b)(1) depending on the highest frequency generated or used in the device or on which the device operates or tunes. For frequencies above 1GHz, linearly polarized double ridge horn antennas were used. For frequencies below 30MHz, a calibrated loop antenna was used. When exploratory measurements were necessary, they were performed at 1 meter test distance inside the semi-anechoic chamber using broadband antennas, broadband amplifiers, and spectrum analyzers to determine the frequencies and modes producing the maximum emissions. Sufficient time for the EUT, support equipment, and test equipment was allowed in order for them to warm up to their normal operating condition. The test set-up was placed on top of the 0.8 meter high, 1 x 1.5 meter table. The EUT, support equipment, and interconnecting cables were arranged and manipulated to maximize each emission. Appropriate precaution was taken to ensure that all emissions from the EUT were maximized and investigated. The system configuration, clock speed, mode of operation or video resolution, if applicable, turntable azimuth, and receive antenna height was noted for each frequency found.

Final measurements were made in the semi-anechoic chamber using calibrated, linearly polarized broadband and horn antennas. The test setup was configured to the setup that produced the worst case emissions. The spectrum analyzer was set to investigate all frequencies required for testing to compare the highest radiated disturbances with respect to the specified limits. The turntable containing the EUT was rotated through 360 degrees and the height of the receive antenna was varied 1 to 4 meters and stopped at the azimuth and height producing the maximum emission. Each emission was maximized by changing the orientation of the EUT through three orthogonal planes and changing the polarity of the receive antenna, whichever produced the worst-case emissions.

3.4 Environmental Conditions

The temperature is controlled within range of 15°C to 35°C. The relative humidity is controlled within range of 10% to 75%. The atmospheric pressure is monitored within the range 86-106kPa (860-1060mbar).

FCC ID: A3LSMG890A		FCC Pt. 15.407 802.11a/n/ac UNII MEASUREMENT REPORT (CERTIFICATION)		Reviewed by: Quality Manager
Test Report S/N: 0Y1504030661.A3L	Test Dates: 4/3 - 4/17/15	EUT Type: Portable Handset	Page 8 of 214	

4.0 ANTENNA REQUIREMENTS

Excerpt from §15.203 of the FCC Rules/Regulations:

“An intentional radiator antenna shall be designed to ensure that no antenna other than that furnished by the responsible party can be used with the device. The use of a permanently attached antenna or of an antenna that uses a unique coupling to the intentional radiator shall be considered sufficient to comply with the provisions of this section.”

- The antennas of the Portable Handset are **permanently attached**.
- There are no provisions for connection to an external antenna.

Conclusion:

The **Samsung Portable Handset FCC ID: A3LSMG890A** unit complies with the requirement of §15.203.

Band 1		Band 2A		Band 2C		Band 3	
Ch.	Frequency (MHz)	Ch.	Frequency (MHz)	Ch.	Frequency (MHz)	Ch.	Frequency (MHz)
36	5180	52	5260	100	5500	149	5745
:	:	:	:	:	:	:	:
42	5210	56	5280	116	5580	157	5785
:	:	:	:	:	:	:	:
48	5240	64	5320	144	5720	165	5825



Table 4-1. 802.11a / 802.11n / 802.11ac (20MHz) Frequency / Channel Operations

Band 1		Band 2A		Band 2C		Band 3	
Ch.	Frequency (MHz)	Ch.	Frequency (MHz)	Ch.	Frequency (MHz)	Ch.	Frequency (MHz)
38	5190	54	5270	102	5510	151	5755
:	:	:	:	:	:	:	:
46	5230	62	5310	110	5550		
				:	:		
				142	5710	159	5795

Table 4-2. 802.11n / 802.11ac (40MHz BW) Frequency / Channel Operations

Band 1		Band 2A		Band 2C		Band 3	
Ch.	Frequency (MHz)	Ch.	Frequency (MHz)	Ch.	Frequency (MHz)	Ch.	Frequency (MHz)
42	5210	58	5290	106	5530	155	5775
				:	:		
				138	5690		

Table 4-3. 802.11ac (80MHz BW) Frequency / Channel Operations



FCC ID: A3LSMG890A		FCC Pt. 15.407 802.11a/n/ac UNII MEASUREMENT REPORT (CERTIFICATION)		Reviewed by: Quality Manager
Test Report S/N: 0Y1504030661.A3L	Test Dates: 4/3 - 4/17/15	EUT Type: Portable Handset	Page 9 of 214	

5.0 TEST EQUIPMENT CALIBRATION DATA

Test Equipment Calibration is traceable to the National Institute of Standards and Technology (NIST).

Manufacturer	Model	Description	Cal Date	Cal Interval	Cal Due	Serial Number
-	RE1	Radiated Emissions Cable Set (UHF/EHF)	10/24/2014	Annual	10/24/2015	N/A
-	WL25-1	Conducted Cable Set (25GHz)	10/14/2014	Annual	10/14/2015	N/A
Agilent	8447D	Broadband Amplifier	5/30/2014	Annual	5/30/2015	2443A01900
Agilent	N9020A	MXA Signal Analyzer	10/27/2014	Annual	10/27/2015	US46470561
Agilent	N9038A	MXE EMI Receiver	3/24/2015	Annual	3/24/2016	MY51210133
Anritsu	MA2411B	Pulse Sensor	4/8/2014	Biennial	4/8/2016	1027293
Anritsu	ML2495A	Power Meter	10/31/2013	Biennial	10/31/2015	1039008
Com-Power	AL-130	9kHz - 30MHz Loop Antenna	6/26/2013	Biennial	6/26/2015	121034
Emco	3115	Horn Antenna (1-18GHz)	1/30/2014	Biennial	1/30/2016	9704-5182
Espec	ESX-2CA	Environmental Chamber	3/17/2015	Annual	3/17/2016	17620
ETS Lindgren	3160-09	18-26.5 GHz Standard Gain Horn	6/17/2014	Biennial	6/17/2016	135427
ETS Lindgren	3160-10	26.5-40 GHz Standard Gain Horn	6/17/2014	Biennial	6/17/2016	130993
Huber+Suhner	Sucoflex 102A	40GHz Radiated Cable	10/15/2014	Annual	10/15/2015	251425001
K & L	11SH10-3075/U18000	High Pass Filter	12/1/2014	Annual	12/1/2015	2
K & L	11SH10-6000/T18000	High Pass Filter	12/1/2014	Annual	12/1/2015	1
Pasternack	NMLC-1	Line Conducted Emissions Cable (NM)	10/17/2014	Annual	10/17/2015	N/A
Rohde & Schwarz	ESU26	EMI Test Receiver (26.5GHz)	3/12/2015	Annual	3/12/2016	100342
Rohde & Schwarz	TS-PR18	1-18 GHz Pre-Amplifier	3/5/2015	Annual	3/5/2016	100071
Rohde & Schwarz	TS-PR26	18-26.5 GHz Pre-Amplifier	3/3/2015	Annual	3/3/2016	100040
Rohde & Schwarz	TS-PR40	26.5-40 GHz Pre-Amplifier	3/3/2015	Annual	3/3/2016	100037
Seekonk	NC-100	Torque Wrench 5/16", 8" lbs	3/18/2014	Biennial	3/18/2016	N/A
Solar Electronics	8012-50-R-24-BNC	Line Impedance Stabilization Network	6/20/2013	Biennial	6/20/2015	310233
Sunol	JB5	Bi-Log Antenna (30M - 5GHz)	1/28/2014	Biennial	1/28/2016	A051107
VWR	62344-734	Thermometer with Clock	2/20/2014	Biennial	2/20/2016	140140336

Table 5-1. Annual Test Equipment Calibration Schedule

FCC ID: A3LSMG890A		FCC Pt. 15.407 802.11a/n/ac UNII MEASUREMENT REPORT (CERTIFICATION)		Reviewed by: Quality Manager
Test Report S/N: 0Y1504030661.A3L	Test Dates: 4/3 - 4/17/15	EUT Type: Portable Handset		Page 10 of 214

6.0 TEST RESULTS

6.1 Summary



Company Name: Samsung Electronics Co., Ltd.
 FCC ID: A3LSMG890A
 Method/System: Unlicensed National Information Infrastructure (UNII)

FCC Part Section(s)	Test Description	Test Limit	Test Condition	Test Result	Reference
TRANSMITTER MODE (TX)					
N/A	26dB Bandwidth	N/A	CONDUCTED	PASS	Section 6.2
15.407(e)	6dB Bandwidth	>500kHz(5725-5850MHz)		PASS	Section 6.3
15.407 (a.1)	Maximum Conducted Output Power	< 250mW (23.98dBm) (5150-5250MHz) < 250mW (23.98dBm) (5250-5350MHz) < 250mW (23.98dBm) (5470-5725MHz) < 1W (30dBm) (5825-5850MHz)		PASS	Section 6.4
15.407 (a.1), (5)	Maximum Power Spectral Density	< 11 dBm/MHz (5150-5250MHz, 5250-5350MHz, 5470-5725MHz) < 30 dBm/500kHz (5725-5850MHz)		PASS	Section 6.5
15.407(g)	Frequency Stability	N/A		PASS	Section 6.6
15.407(h)	Dynamic Frequency Selection	See DFS Test Report		PASS	See DFS Test Report
15.407(b.1), (2),(3)	Undesirable Emissions	< -27 dBm/MHz EIRP (outside 5150-5350MHz, 5470-5725MHz, 5715-5860MHz) < -17 dBm/MHz EIRP (within 5715-5725MHz and 5850-5860MHz)		RADIATED	PASS
15.205, 15.407(b.1), (5), (6)	General Field Strength Limits (Restricted Bands and Radiated Emission Limits)	Emissions in restricted bands must meet the radiated limits detailed in 15.209 (RSS-210 table 3 limits)	PASS		Section 6.7, 6.8
15.407	AC Conducted Emissions 150kHz – 30MHz	< FCC 15.207 limits or < RSS-Gen table 2 limits	LINE CONDUCTED	PASS	Section 6.9

Table 6-1. Summary of Test Results

Notes:

- 1) All channels, modes, and modulations/data rates were investigated among all UNII bands. The test results shown in the following sections represent the worst case emissions.
- 2) The analyzer plots shown in this section were all taken with a correction table loaded into the analyzer. The correction table was used to account for the losses of the cables and attenuators used as part of the system to connect the EUT to the analyzer at all frequencies of interest.
- 3) All antenna port conducted emissions testing was performed on a test bench with the antenna port of the EUT connected to the spectrum analyzer through calibrated cables and attenuators.
- 4) For conducted spurious emissions, automated test software was used to measure emissions and capture the corresponding plots necessary to show compliance. The measurement software utilized is PCTEST "UNII Automation," Version 3.5.
- 5) For radiated band edge, automated test software was used to measure emissions and capture the corresponding plots necessary to show compliance. The measurement software utilized is PCTEST "Chamber Automation," Version 1.0.0.

FCC ID: A3LSMG890A		FCC Pt. 15.407 802.11a/n/ac UNII MEASUREMENT REPORT (CERTIFICATION)		Reviewed by: Quality Manager
Test Report S/N: 0Y1504030661.A3L	Test Dates: 4/3 - 4/17/15	EUT Type: Portable Handset	Page 11 of 214	

6.2 26dB Bandwidth Measurement – 802.11a/n/ac

Test Overview and Limit

The bandwidth at 26dB down from the highest in-band spectral density is measured with a spectrum analyzer connected to the antenna terminal while the EUT is operating at its maximum duty cycle, at its maximum power control level, as defined in KDB 789033 D02 v01, and at the appropriate frequencies. The spectrum analyzer's bandwidth measurement function is configured to measure the 26dB bandwidth.

The 26dB bandwidth is used to determine the conducted power limits.

Test Procedure Used

KDB 789033 D02 v01 – Section C

Test Settings

1. The signal analyzers' automatic bandwidth measurement capability was used to perform the 26dB bandwidth measurement. The "X" dB bandwidth parameter was set to $X = 26$. The automatic bandwidth measurement function also has the capability of simultaneously measuring the 99% occupied bandwidth. The bandwidth measurement was not influenced by any intermediate power nulls in the fundamental emission.
2. RBW = approximately 1% of the emission bandwidth
3. VBW $\geq 3 \times$ RBW
4. Detector = Peak
5. Trace mode = max hold

Test Setup

The EUT and measurement equipment were set up as shown in the diagram below.






Figure 6-1. Test Instrument & Measurement Setup

Test Notes



None.

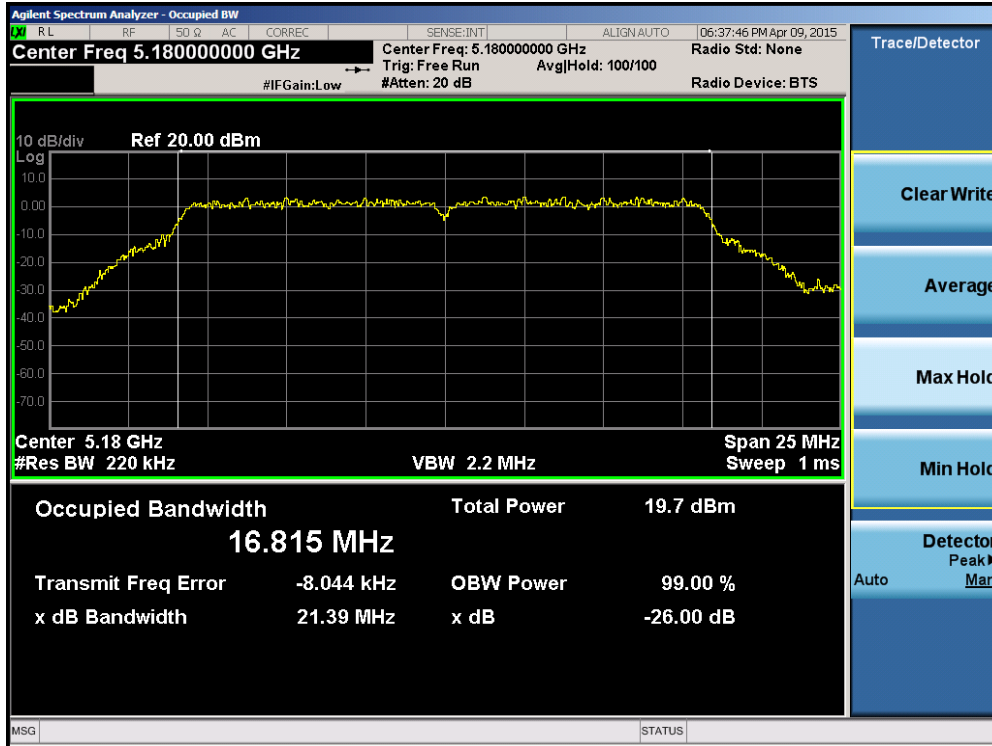
FCC ID: A3LSMG890A		FCC Pt. 15.407 802.11a/n/ac UNII MEASUREMENT REPORT (CERTIFICATION)		Reviewed by: Quality Manager
Test Report S/N: 0Y1504030661.A3L	Test Dates: 4/3 - 4/17/15	EUT Type: Portable Handset	Page 12 of 214	

Antenna-1 26 dB Bandwidth Measurements

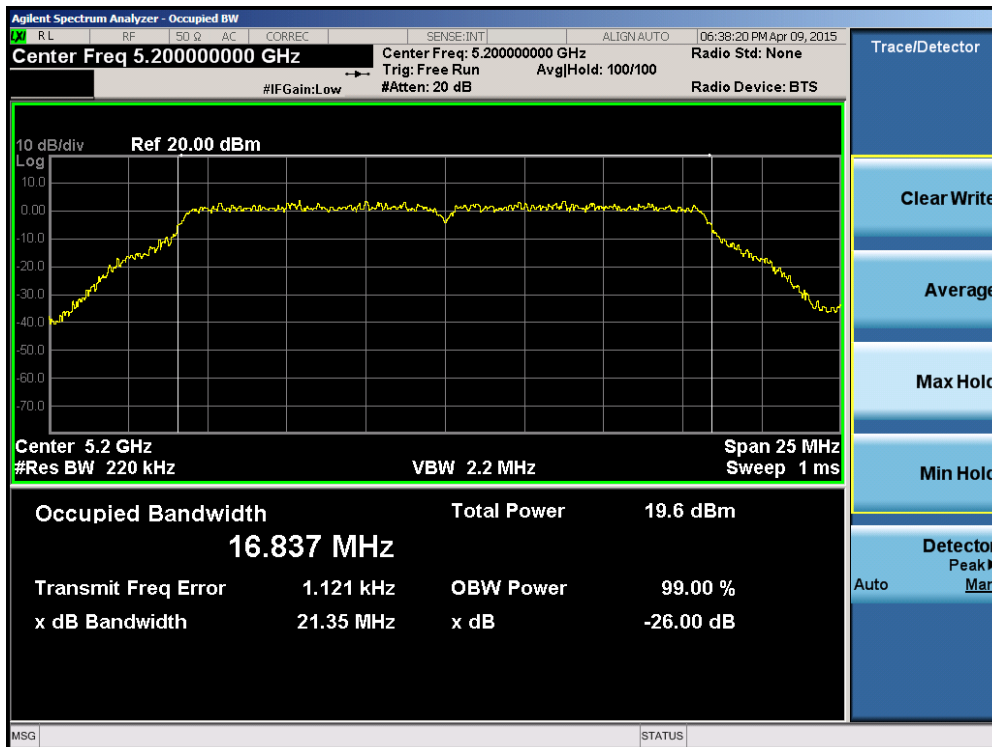
	Frequency [MHz]	Channel No.	802.11 Mode	Data Rate [Mbps]	Measured 26dB Bandwidth [MHz]
Band 1	5180	36	a	6	21.39
	5200	40	a	6	21.35
	5240	48	a	6	21.19
	5180	36	n (20MHz)	6.5/7.2 (MCS0)	21.69
	5200	40	n (20MHz)	6.5/7.2 (MCS0)	21.62
	5240	48	n (20MHz)	6.5/7.2 (MCS0)	21.69
	5190	38	n (40MHz)	13.5/15 (MCS0)	39.58
	5230	46	n (40MHz)	13.5/15 (MCS0)	39.87
Band 2A	5210	42	ac (80MHz)	29.3/32.5 (MCS0)	81.42
	5260	52	a	6	21.48
	5280	56	a	6	21.63
	5320	64	a	6	21.49
	5260	52	n (20MHz)	6.5/7.2 (MCS0)	21.68
	5280	56	n (20MHz)	6.5/7.2 (MCS0)	21.74
	5320	64	n (20MHz)	6.5/7.2 (MCS0)	21.81
	5270	54	n (40MHz)	13.5/15 (MCS0)	39.50
Band 2C	5310	62	n (40MHz)	13.5/15 (MCS0)	39.86
	5290	58	ac (80MHz)	29.3/32.5 (MCS0)	81.63
	5500	100	a	6	21.28
	5580	116	a	6	21.49
	5720	144	a	6	21.49
	5500	100	n (20MHz)	6.5/7.2 (MCS0)	21.71
	5580	116	n (20MHz)	6.5/7.2 (MCS0)	21.72
	5720	144	n (20MHz)	6.5/7.2 (MCS0)	21.53
	5510	102	n (40MHz)	13.5/15 (MCS0)	40.30
	5550	110	n (40MHz)	13.5/15 (MCS0)	40.00
	5710	142	n (40MHz)	13.5/15 (MCS0)	39.88
5530	106	ac (80MHz)	29.3/32.5 (MCS0)	81.27	
5690	138	ac (80MHz)	29.3/32.5 (MCS0)	81.60	

Table 6-2. Conducted Bandwidth Measurements

FCC ID: A3LSMG890A		FCC Pt. 15.407 802.11a/n/ac UNII MEASUREMENT REPORT (CERTIFICATION)		Reviewed by: Quality Manager
Test Report S/N: 0Y1504030661.A3L	Test Dates: 4/3 - 4/17/15	EUT Type: Portable Handset	Page 13 of 214	

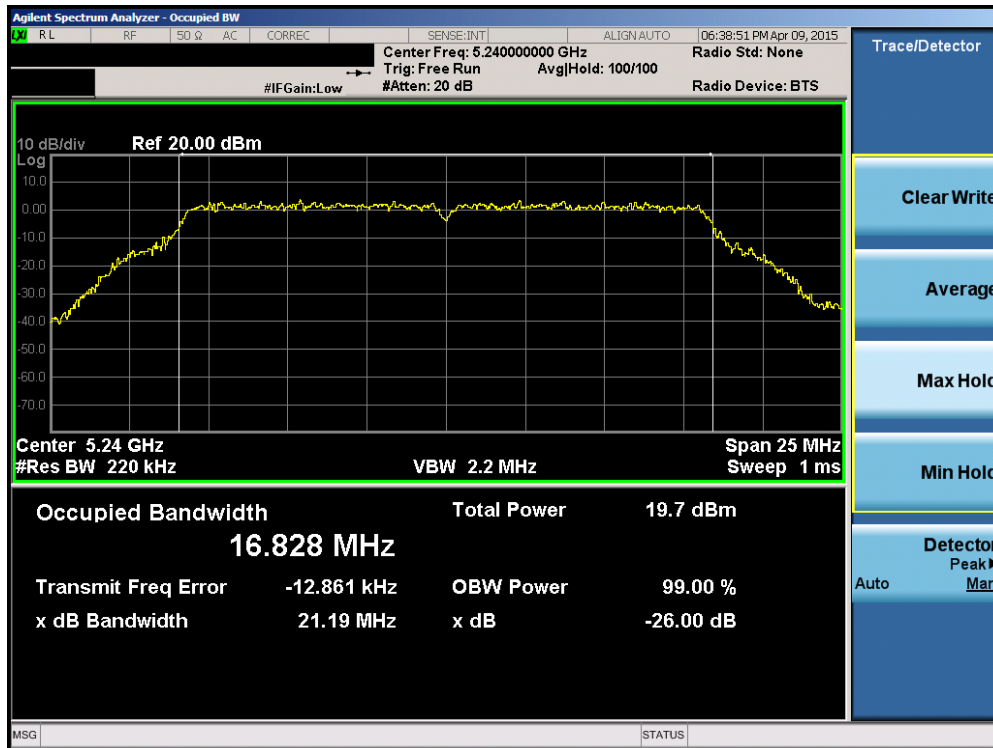


Plot 6-1. 26dB Bandwidth Plot (802.11a (UNII Band 1) – Ch. 36)

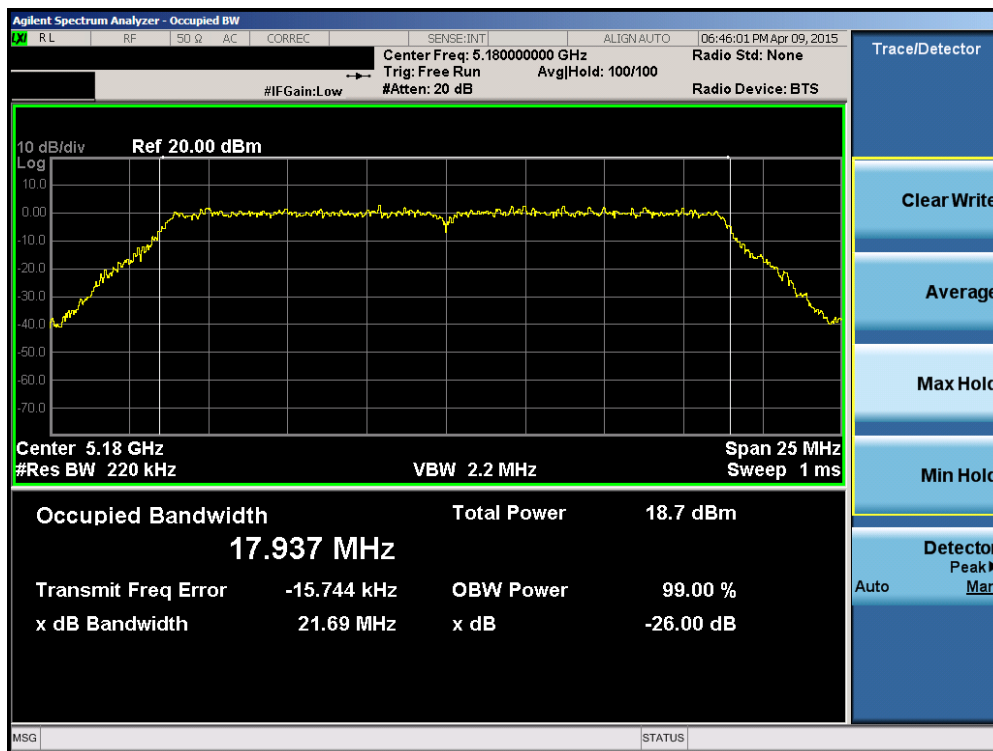


Plot 6-2. 26dB Bandwidth Plot (802.11a (UNII Band 1) – Ch. 40)

FCC ID: A3LSMG890A		FCC Pt. 15.407 802.11a/n/ac UNII MEASUREMENT REPORT (CERTIFICATION)		Reviewed by: Quality Manager
Test Report S/N: 0Y1504030661.A3L	Test Dates: 4/3 - 4/17/15	EUT Type: Portable Handset		Page 14 of 214

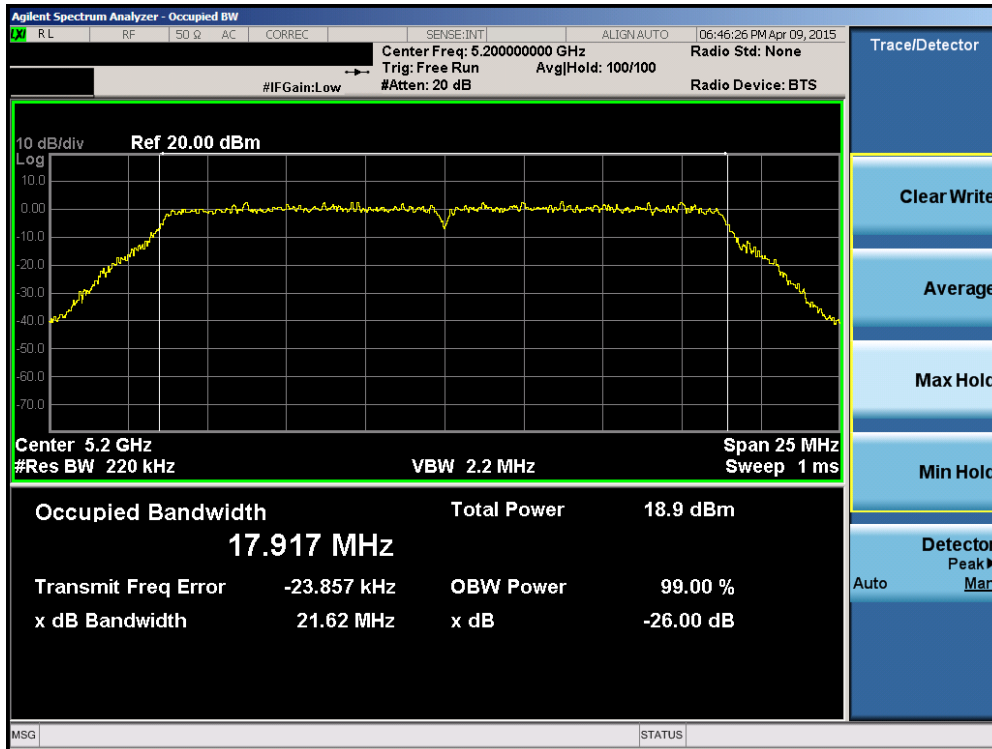


Plot 6-3. 26dB Bandwidth Plot (802.11a (UNII Band 1) – Ch. 48)

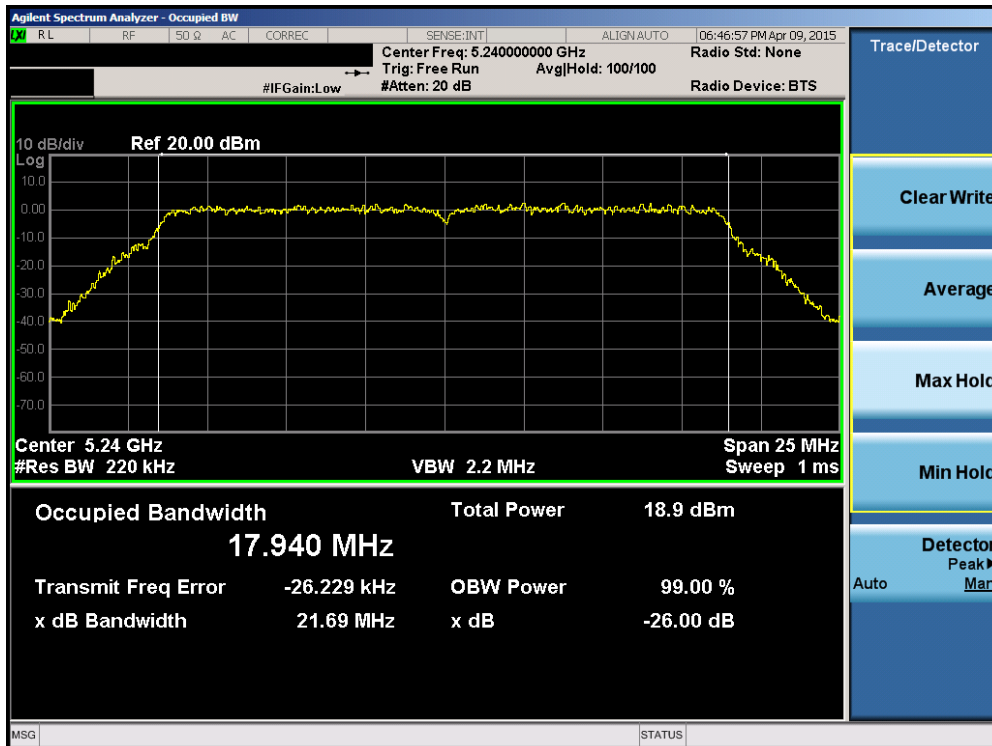


Plot 6-4. 26dB Bandwidth Plot (20MHz BW 802.11n (UNII Band 1) – Ch. 36)

FCC ID: A3LSMG890A		FCC Pt. 15.407 802.11a/n/ac UNII MEASUREMENT REPORT (CERTIFICATION)		Reviewed by: Quality Manager
Test Report S/N: 0Y1504030661.A3L	Test Dates: 4/3 - 4/17/15	EUT Type: Portable Handset		Page 15 of 214

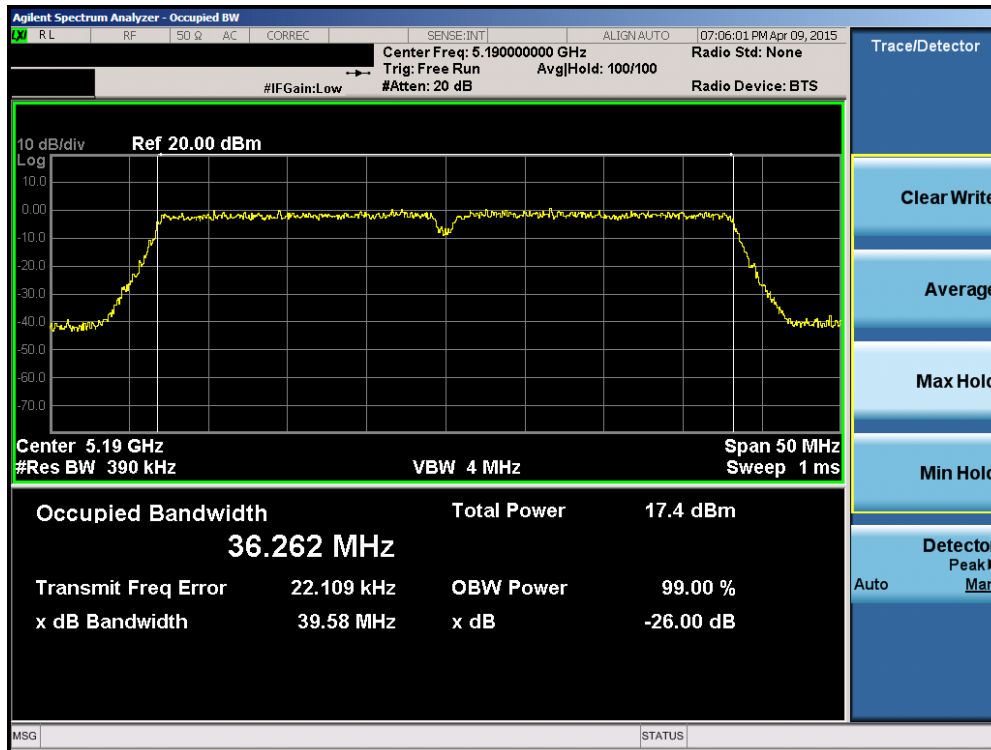


Plot 6-5. 26dB Bandwidth Plot (20MHz BW 802.11n (UNII Band 1) – Ch. 40)

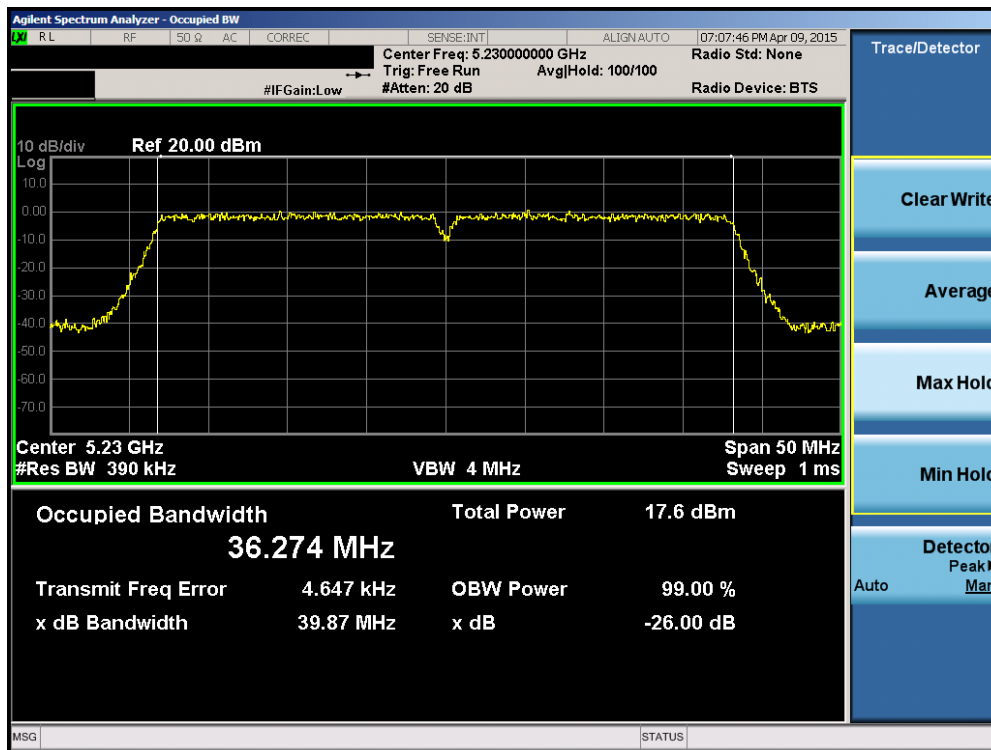


Plot 6-6. 26dB Bandwidth Plot (20MHz BW 802.11n (UNII Band 1) – Ch. 48)

FCC ID: A3LSMG890A		FCC Pt. 15.407 802.11a/n/ac UNII MEASUREMENT REPORT (CERTIFICATION)		Reviewed by: Quality Manager
Test Report S/N: 0Y1504030661.A3L	Test Dates: 4/3 - 4/17/15	EUT Type: Portable Handset		Page 16 of 214

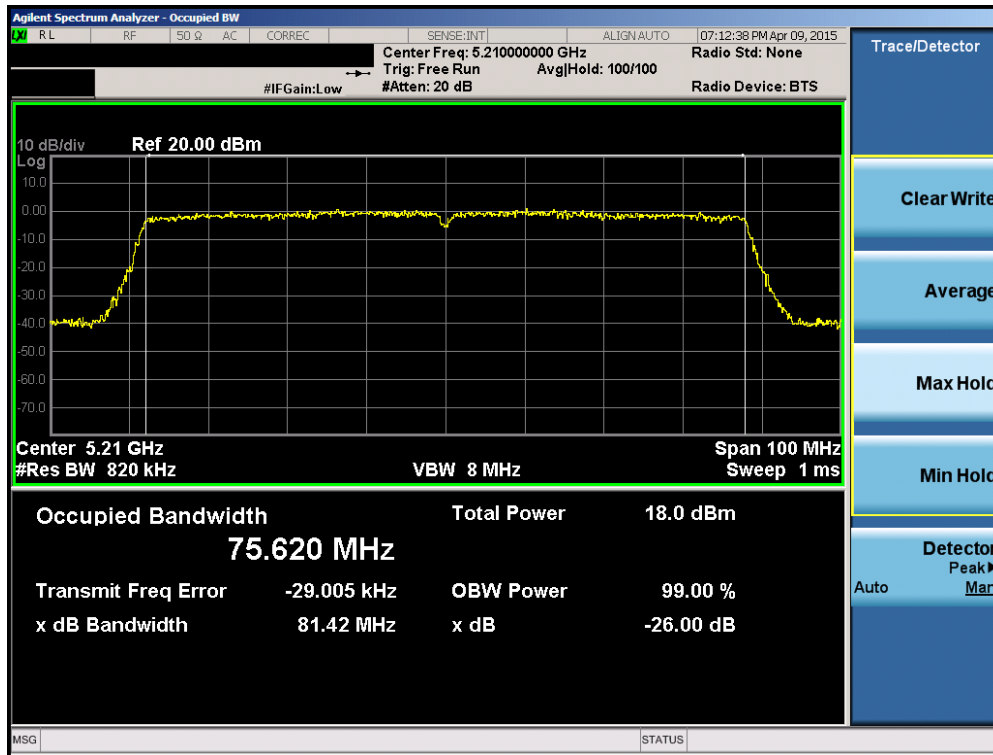


Plot 6-7. 26dB Bandwidth Plot (40MHz BW 802.11n (UNII Band 1) – Ch. 38)

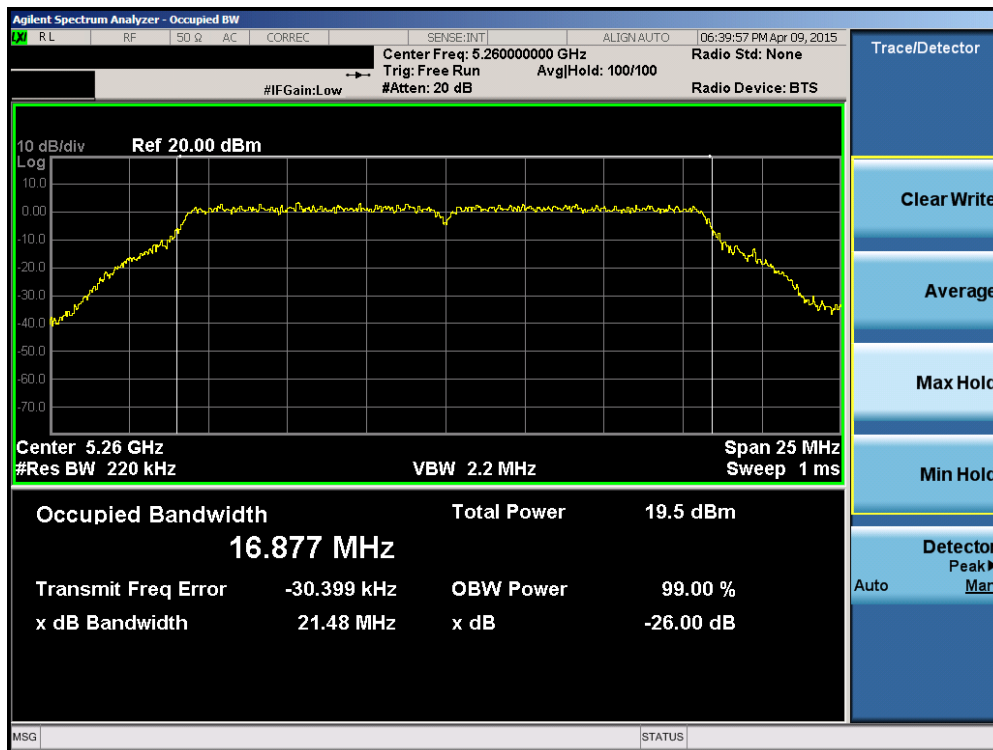


Plot 6-8. 26dB Bandwidth Plot (40MHz BW 802.11n (UNII Band 1) – Ch. 46)

FCC ID: A3LSMG890A		FCC Pt. 15.407 802.11a/n/ac UNII MEASUREMENT REPORT (CERTIFICATION)		Reviewed by: Quality Manager
Test Report S/N: 0Y1504030661.A3L	Test Dates: 4/3 - 4/17/15	EUT Type: Portable Handset		Page 17 of 214

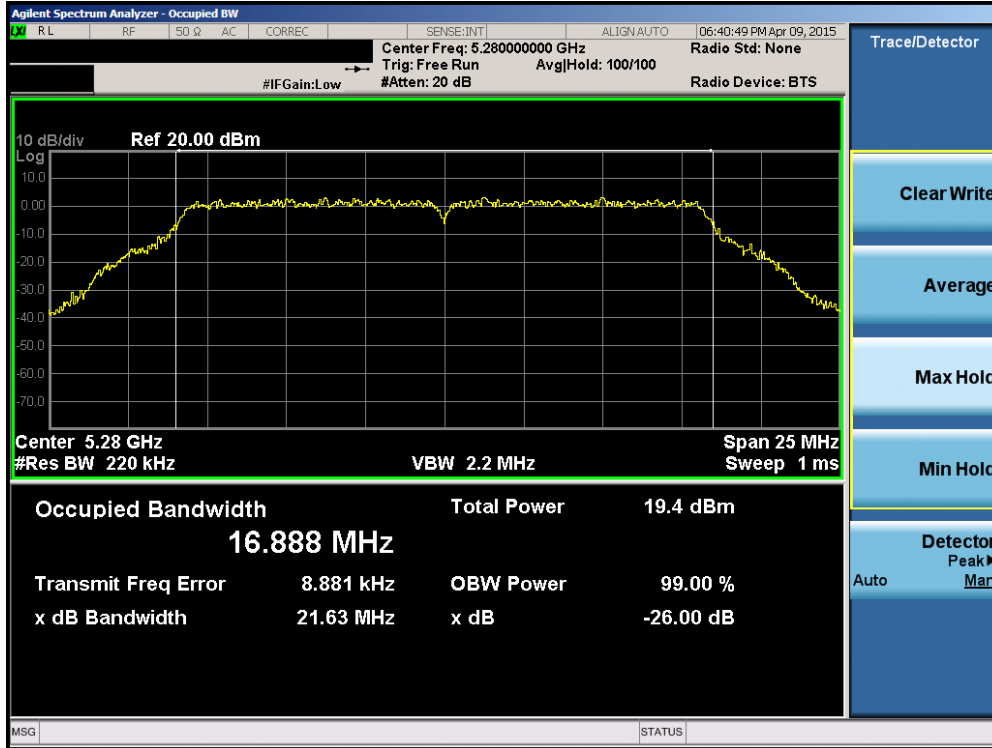


Plot 6-9. 26dB Bandwidth Plot (80MHz BW 802.11ac (UNII Band 1) – Ch. 42)

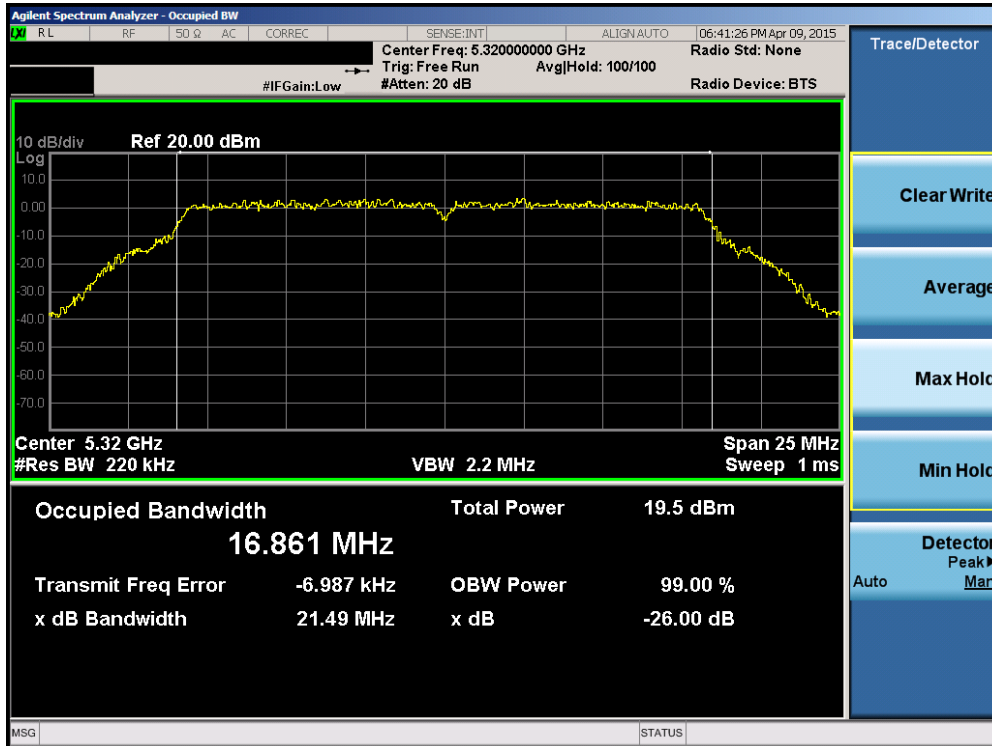


Plot 6-10. 26dB Bandwidth Plot (802.11a (UNII Band 2A) – Ch. 52)

FCC ID: A3LSMG890A		FCC Pt. 15.407 802.11a/n/ac UNII MEASUREMENT REPORT (CERTIFICATION)		Reviewed by: Quality Manager
Test Report S/N: 0Y1504030661.A3L	Test Dates: 4/3 - 4/17/15	EUT Type: Portable Handset		Page 18 of 214

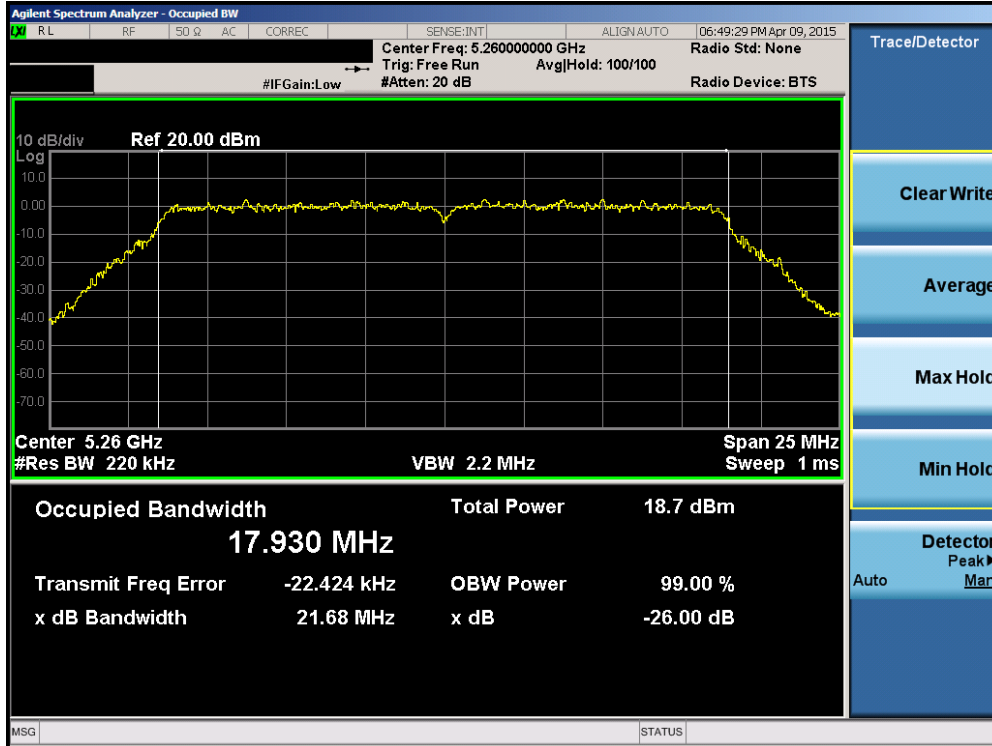


Plot 6-11. 26dB Bandwidth Plot (802.11a (UNII Band 2A) – Ch. 56)

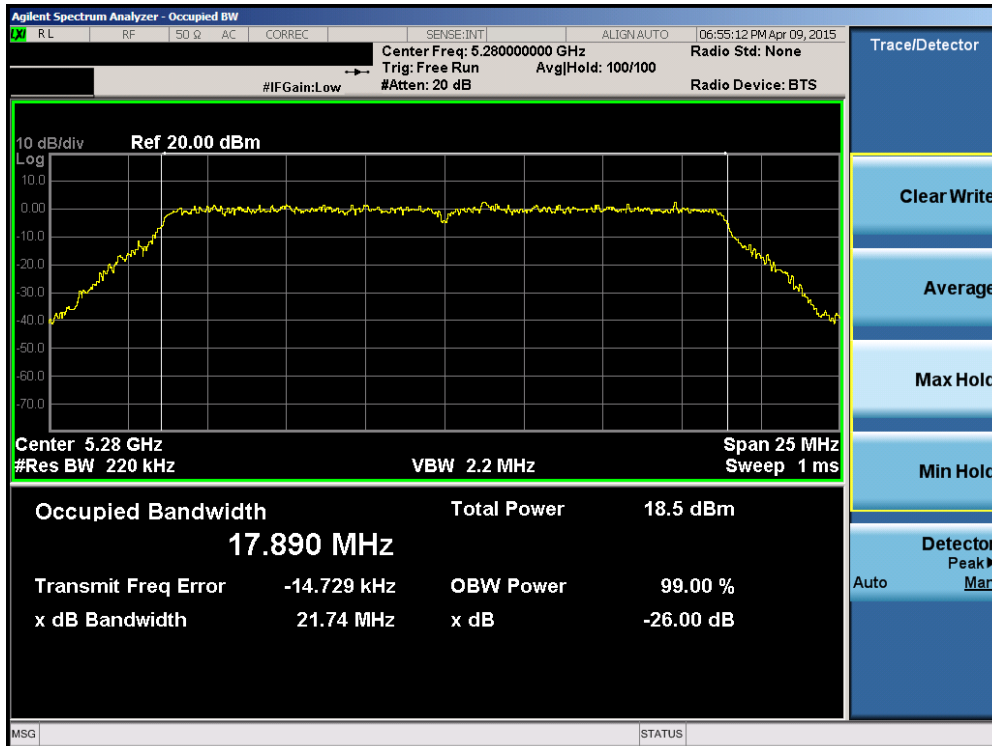


Plot 6-12. 26dB Bandwidth Plot (802.11a (UNII Band 2A) – Ch. 64)

FCC ID: A3LSMG890A		FCC Pt. 15.407 802.11a/n/ac UNII MEASUREMENT REPORT (CERTIFICATION)		Reviewed by: Quality Manager
Test Report S/N: 0Y1504030661.A3L	Test Dates: 4/3 - 4/17/15	EUT Type: Portable Handset		Page 19 of 214

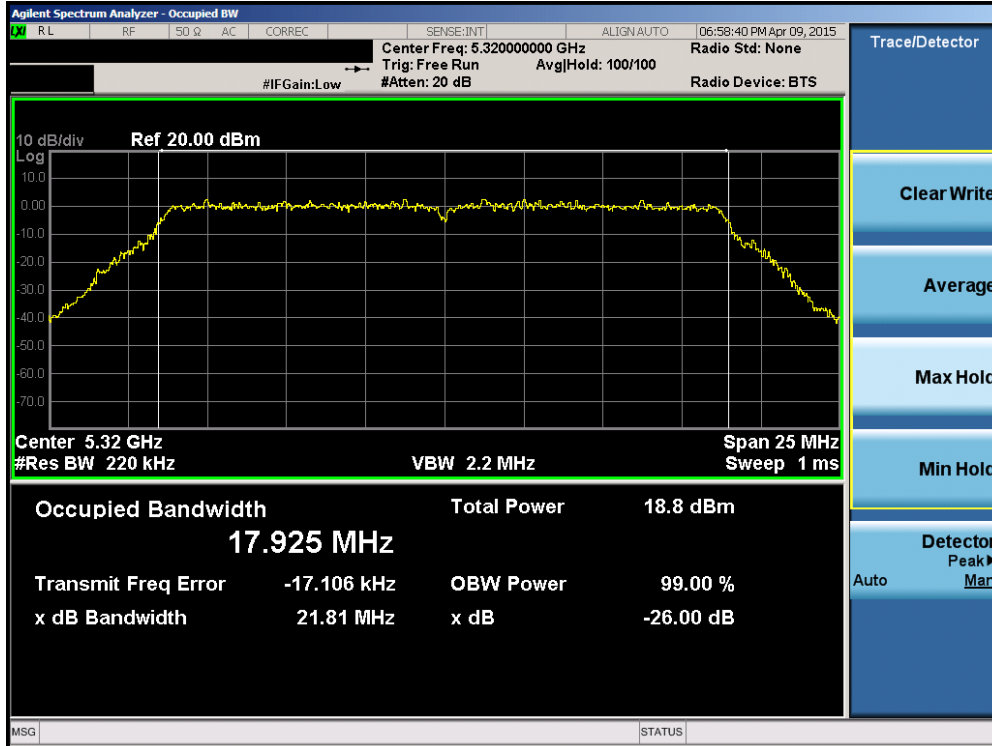


Plot 6-13. 26dB Bandwidth Plot (20MHz BW 802.11n (UNII Band 2A) – Ch. 52)

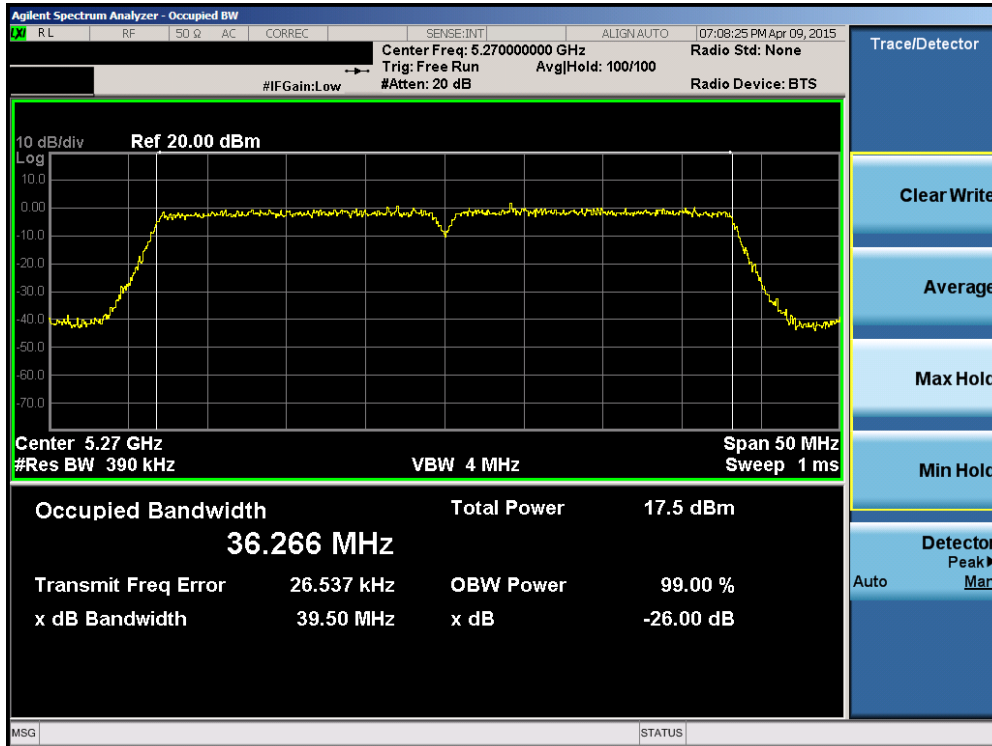


Plot 6-14. 26dB Bandwidth Plot (20MHz BW 802.11n (UNII Band 2A) – Ch. 56)

FCC ID: A3LSMG890A		FCC Pt. 15.407 802.11a/n/ac UNII MEASUREMENT REPORT (CERTIFICATION)		Reviewed by: Quality Manager
Test Report S/N: 0Y1504030661.A3L	Test Dates: 4/3 - 4/17/15	EUT Type: Portable Handset		Page 20 of 214

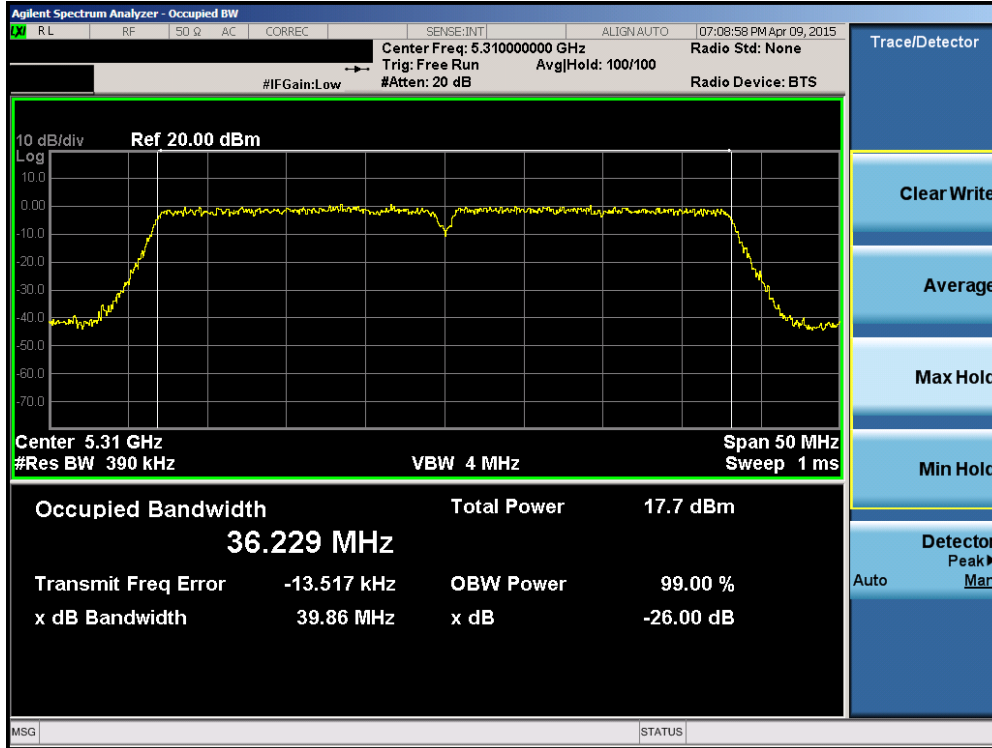


Plot 6-15. 26dB Bandwidth Plot (20MHz BW 802.11n (UNII Band 2A) – Ch. 64)

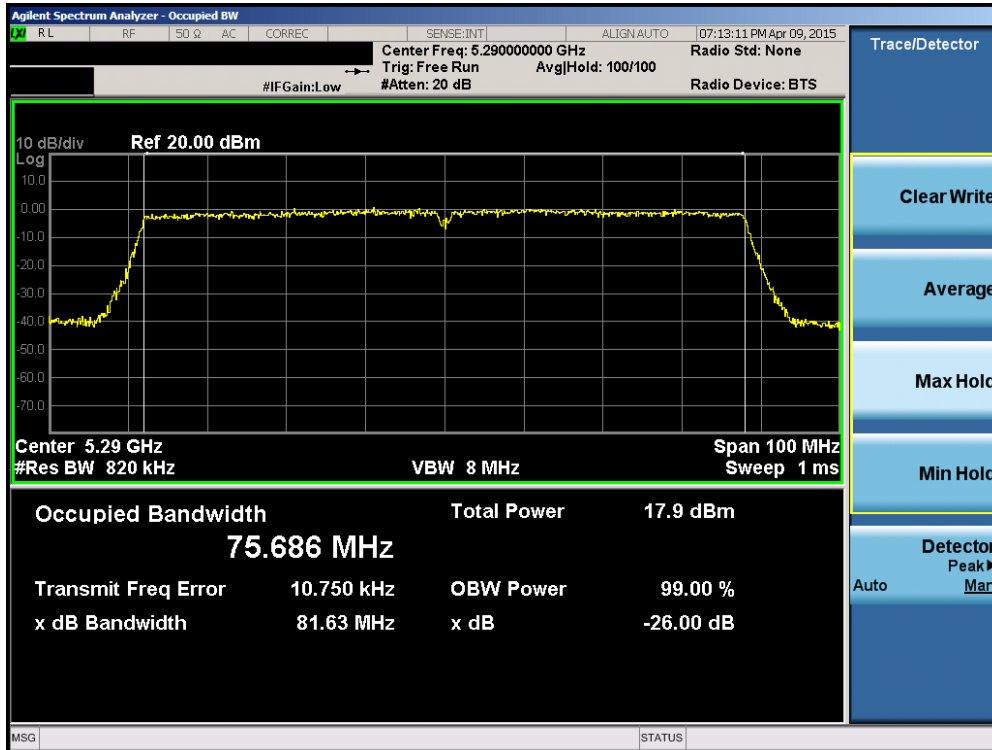


Plot 6-16. 26dB Bandwidth Plot (40MHz BW 802.11n (UNII Band 2A) – Ch. 54)

FCC ID: A3LSMG890A		FCC Pt. 15.407 802.11a/n/ac UNII MEASUREMENT REPORT (CERTIFICATION)		Reviewed by: Quality Manager
Test Report S/N: 0Y1504030661.A3L	Test Dates: 4/3 - 4/17/15	EUT Type: Portable Handset		Page 21 of 214

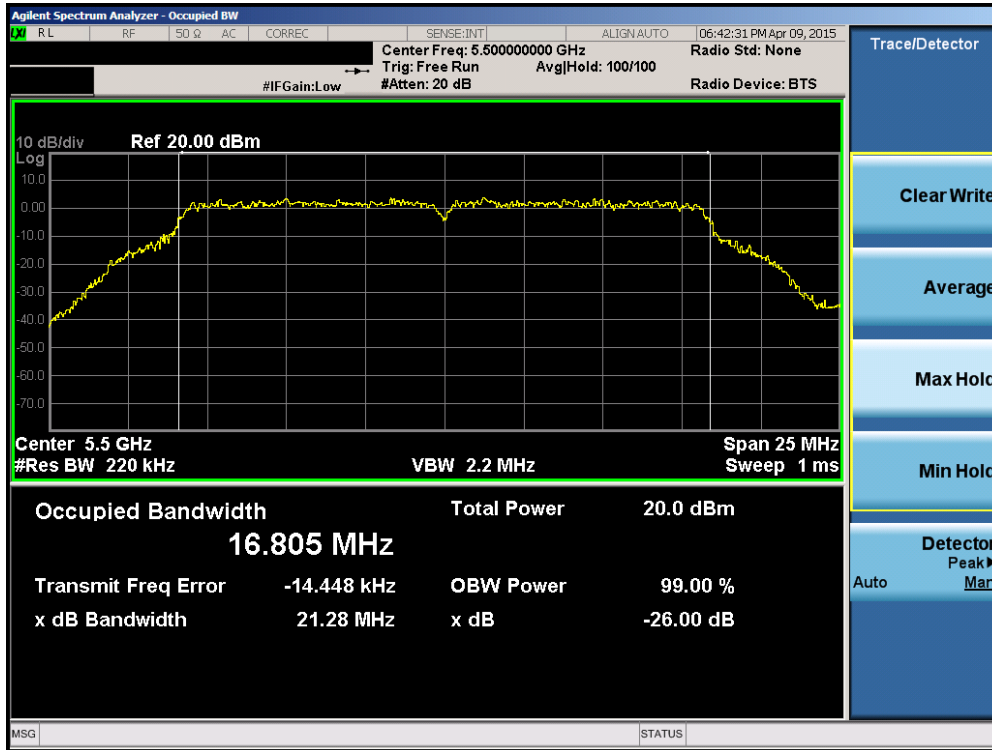


Plot 6-17. 26dB Bandwidth Plot (40MHz BW 802.11n (UNII Band 2A) – Ch. 62)

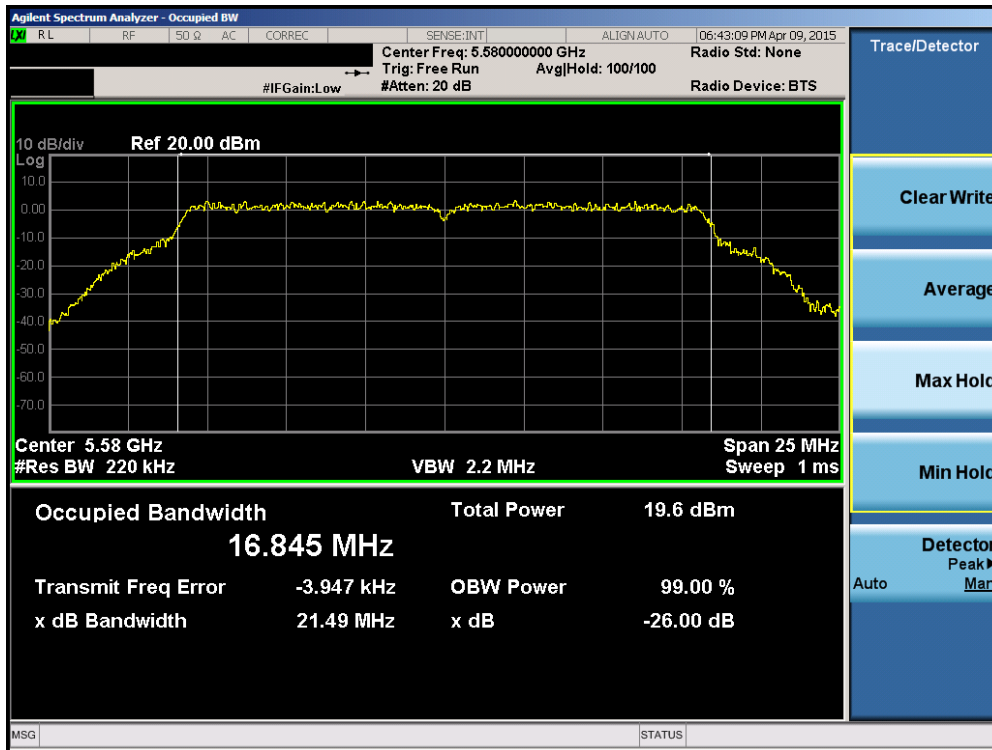


Plot 6-18. 26dB Bandwidth Plot (80MHz BW 802.11ac (UNII Band 2A) – Ch. 58)

FCC ID: A3LSMG890A		FCC Pt. 15.407 802.11a/n/ac UNII MEASUREMENT REPORT (CERTIFICATION)		Reviewed by: Quality Manager
Test Report S/N: 0Y1504030661.A3L	Test Dates: 4/3 - 4/17/15	EUT Type: Portable Handset		Page 22 of 214

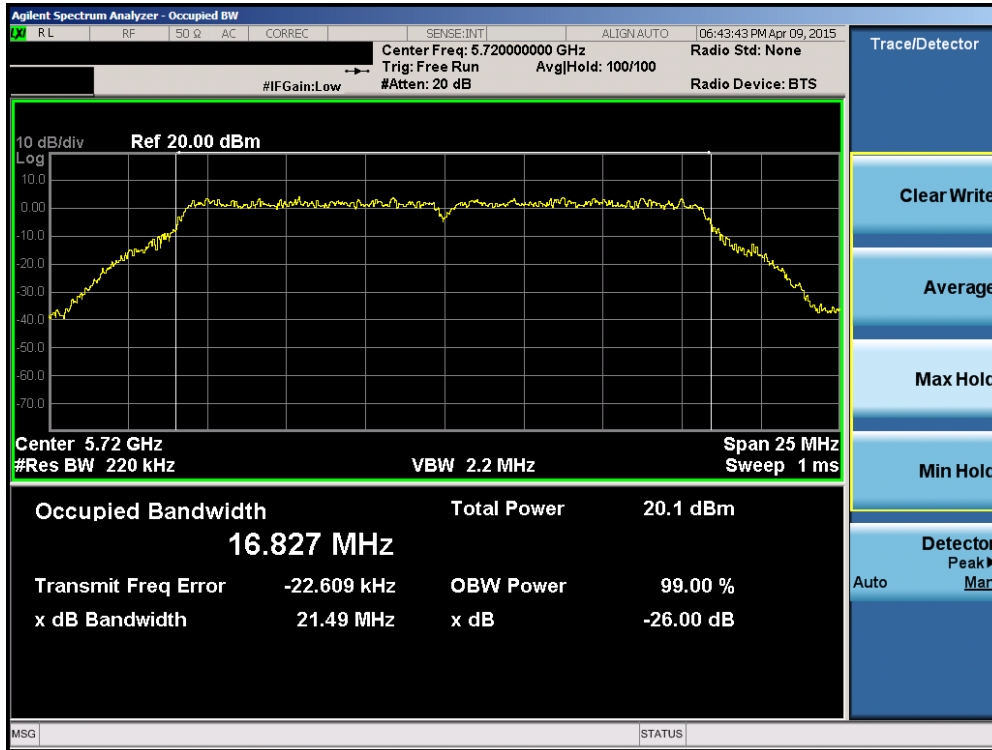


Plot 6-19. 26dB Bandwidth Plot (802.11a (UNII Band 2C) – Ch. 100)

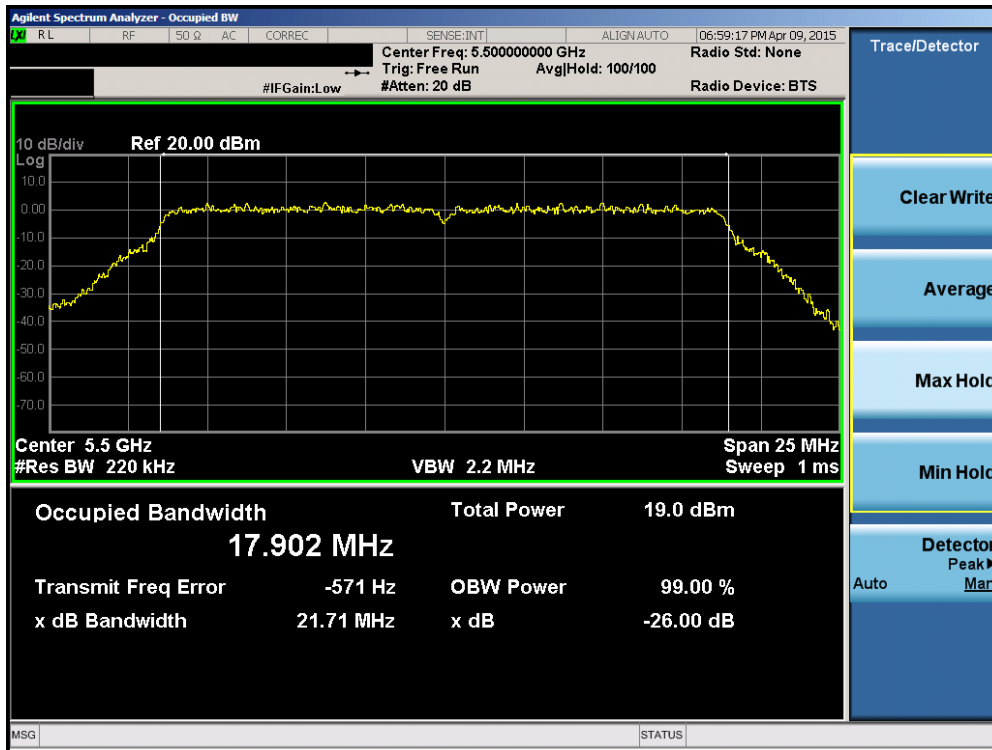


Plot 6-20. 26dB Bandwidth Plot (802.11a (UNII Band 2C) – Ch. 116)

FCC ID: A3LSMG890A		FCC Pt. 15.407 802.11a/n/ac UNII MEASUREMENT REPORT (CERTIFICATION)		Reviewed by: Quality Manager
Test Report S/N: 0Y1504030661.A3L	Test Dates: 4/3 - 4/17/15	EUT Type: Portable Handset		Page 23 of 214

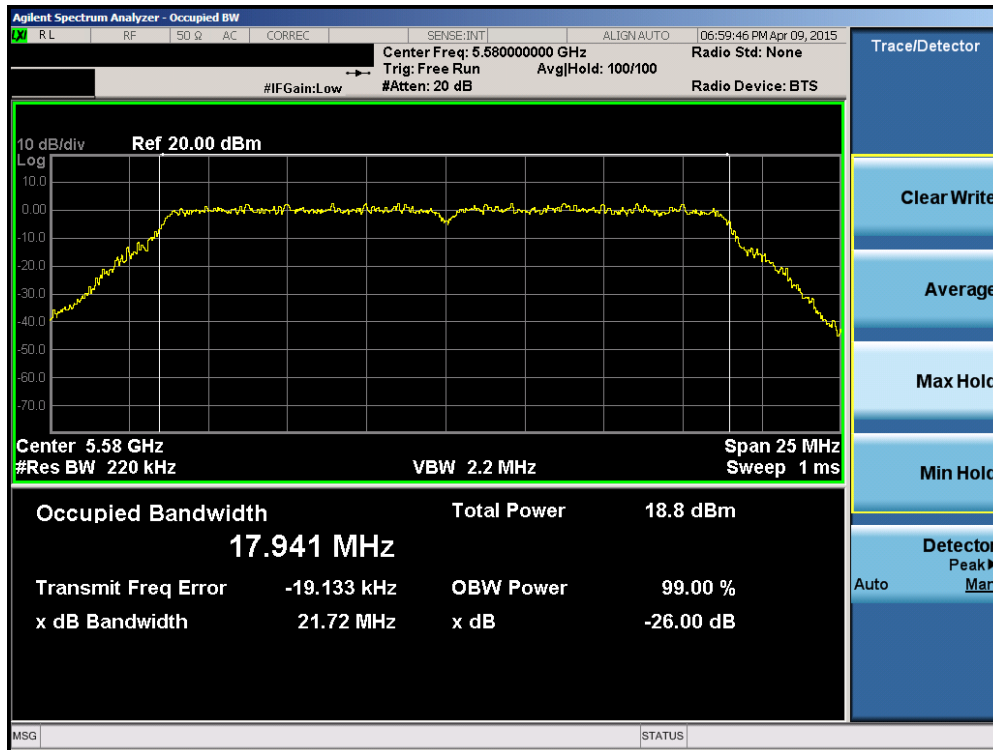


Plot 6-21. 26dB Bandwidth Plot (802.11a (UNII Band 2C) – Ch. 144)

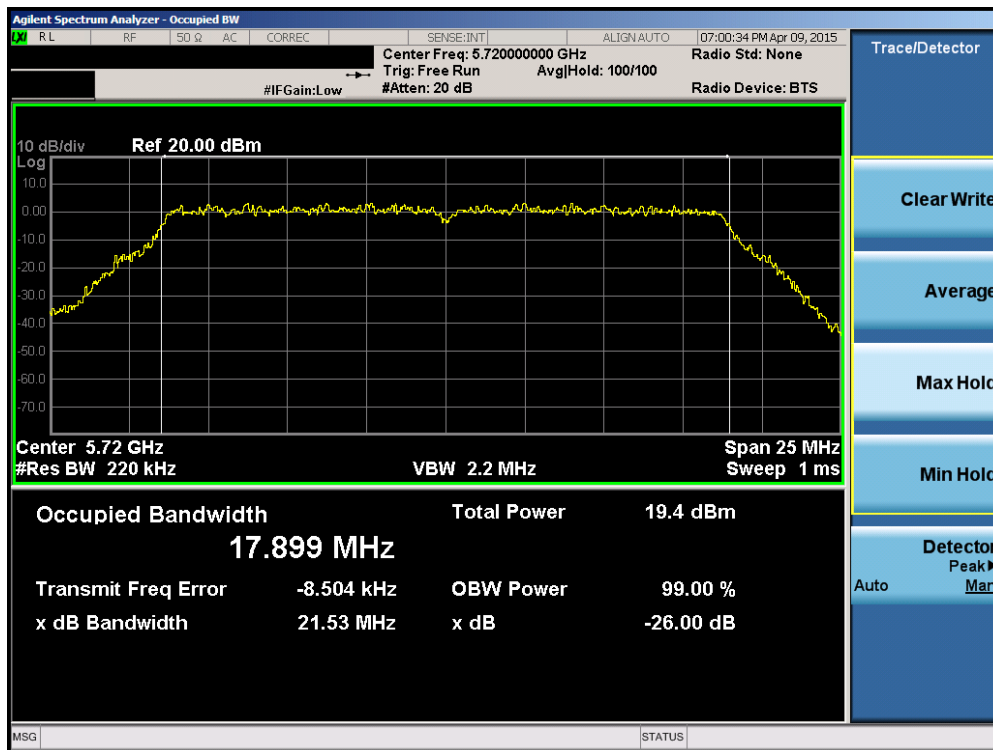


Plot 6-22. 26dB Bandwidth Plot (20MHz BW 802.11n (UNII Band 2C) – Ch. 100)

FCC ID: A3LSMG890A		FCC Pt. 15.407 802.11a/n/ac UNII MEASUREMENT REPORT (CERTIFICATION)		Reviewed by: Quality Manager
Test Report S/N: 0Y1504030661.A3L	Test Dates: 4/3 - 4/17/15	EUT Type: Portable Handset	Page 24 of 214	

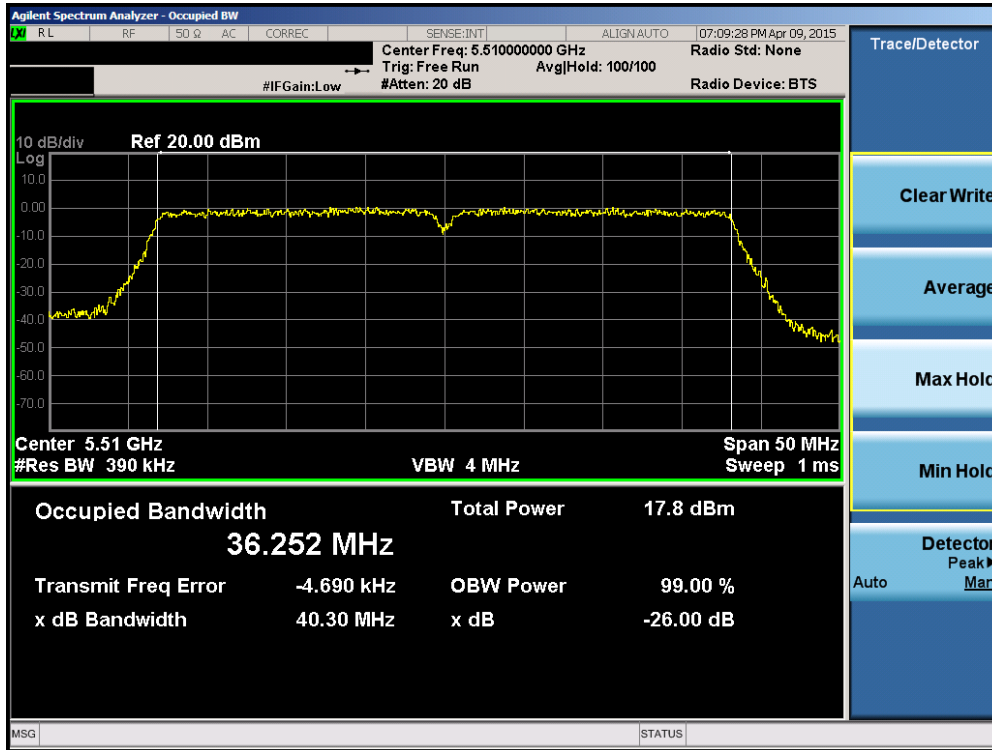


Plot 6-23. 26dB Bandwidth Plot (20MHz BW 802.11n (UNII Band 2C) – Ch. 116)

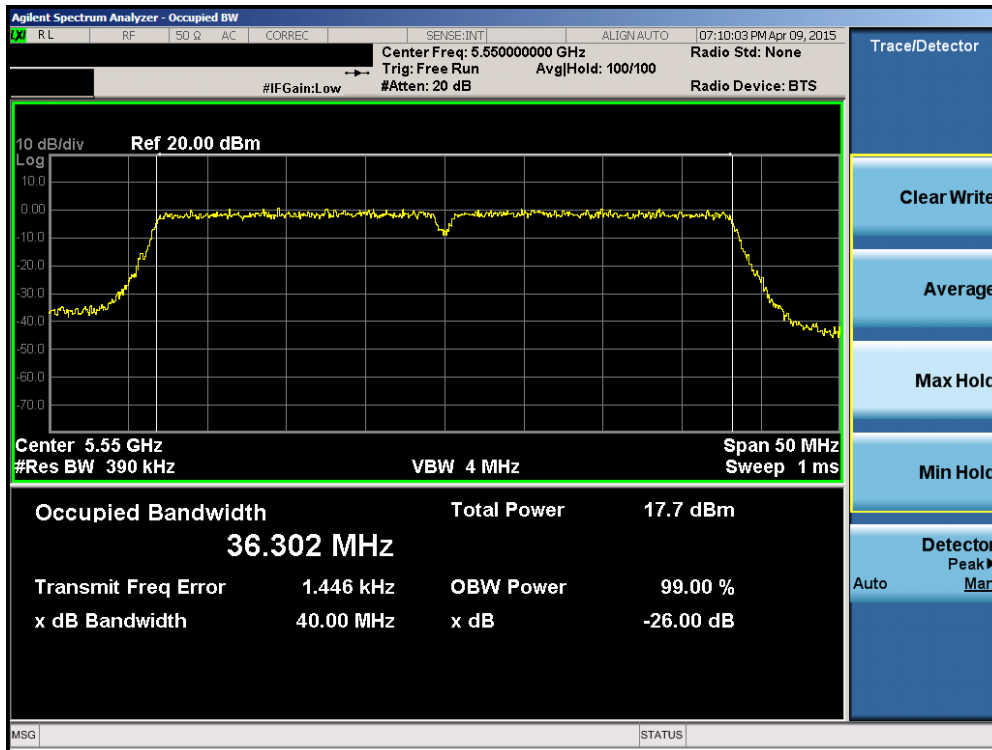


Plot 6-24. 26dB Bandwidth Plot (20MHz BW 802.11n (UNII Band 2C) – Ch. 144)

FCC ID: A3LSMG890A		FCC Pt. 15.407 802.11a/n/ac UNII MEASUREMENT REPORT (CERTIFICATION)		Reviewed by: Quality Manager
Test Report S/N: 0Y1504030661.A3L	Test Dates: 4/3 - 4/17/15	EUT Type: Portable Handset		Page 25 of 214

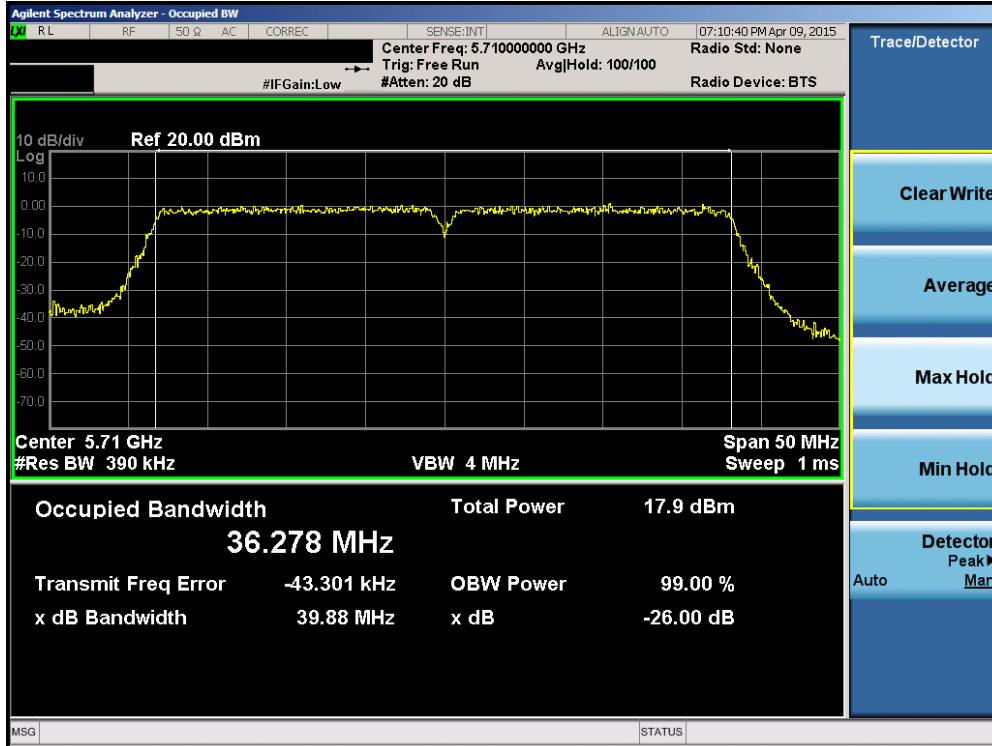


Plot 6-25. 26dB Bandwidth Plot (40MHz BW 802.11n (UNII Band 2C) – Ch. 102)

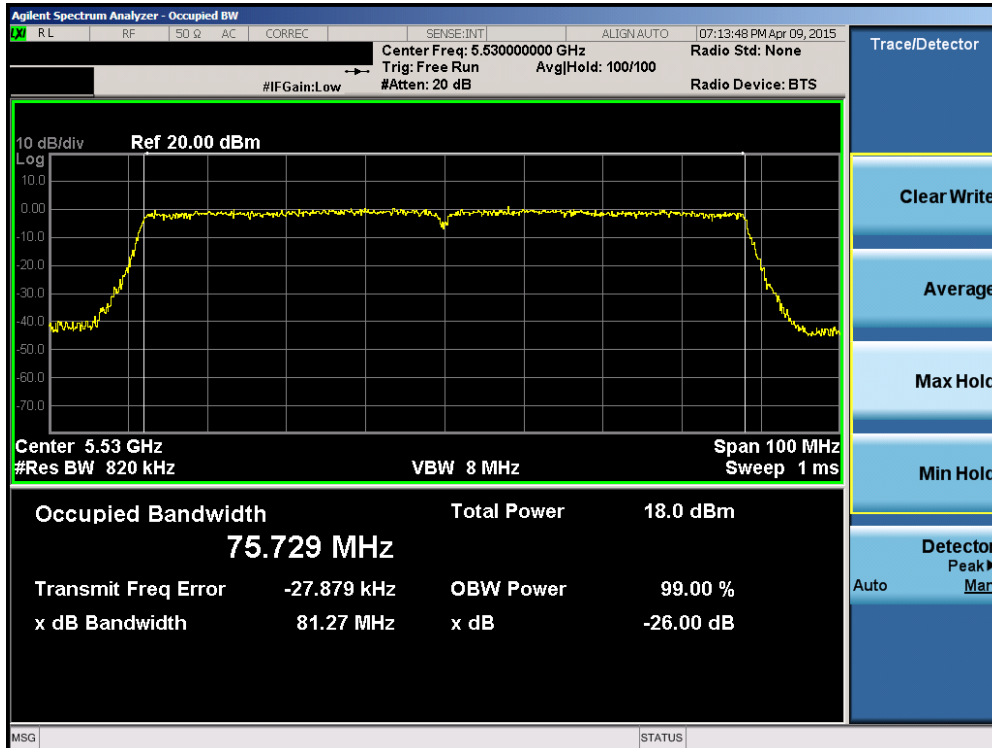


Plot 6-26. 26dB Bandwidth Plot (40MHz BW 802.11n (UNII Band 2C) – Ch. 110)

FCC ID: A3LSMG890A		FCC Pt. 15.407 802.11a/n/ac UNII MEASUREMENT REPORT (CERTIFICATION)		Reviewed by: Quality Manager
Test Report S/N: 0Y1504030661.A3L	Test Dates: 4/3 - 4/17/15	EUT Type: Portable Handset		Page 26 of 214

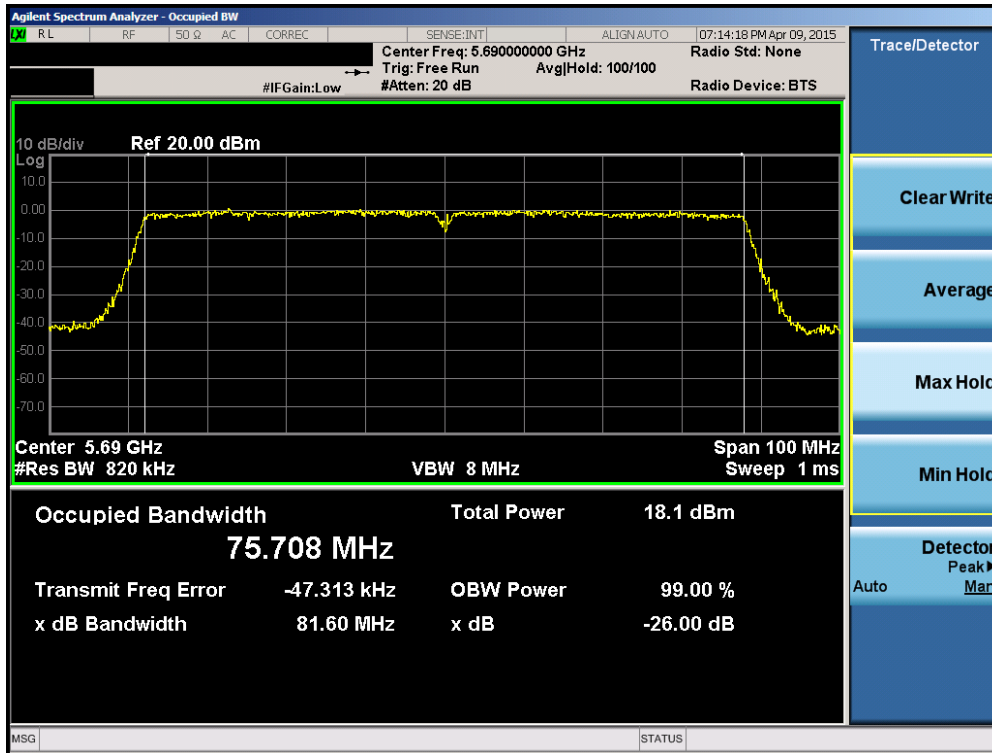


Plot 6-27. 26dB Bandwidth Plot (40MHz BW 802.11n (UNII Band 2C) – Ch. 142)



Plot 6-28. 26dB Bandwidth Plot (80MHz BW 802.11ac (UNII Band 2C) – Ch. 106)

FCC ID: A3LSMG890A		FCC Pt. 15.407 802.11a/n/ac UNII MEASUREMENT REPORT (CERTIFICATION)		Reviewed by: Quality Manager
Test Report S/N: 0Y1504030661.A3L	Test Dates: 4/3 - 4/17/15	EUT Type: Portable Handset		Page 27 of 214





Plot 6-29. 26dB Bandwidth Plot (80MHz BW 802.11ac (UNII Band 2C) – Ch. 138)

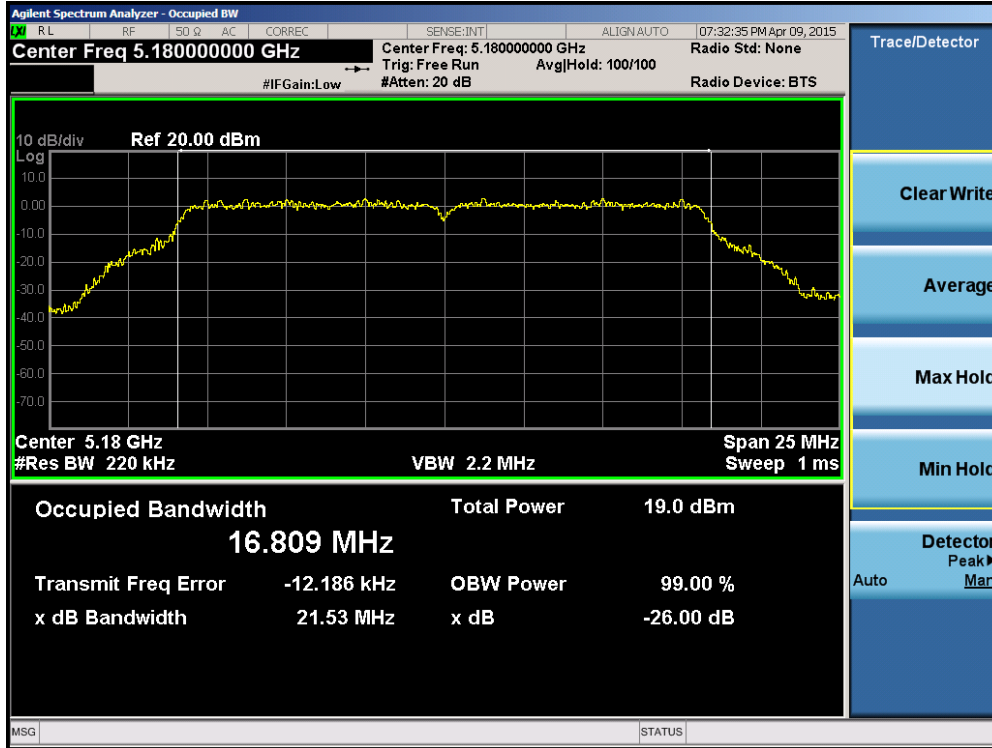
FCC ID: A3LSMG890A		FCC Pt. 15.407 802.11a/n/ac UNII MEASUREMENT REPORT (CERTIFICATION)		Reviewed by: Quality Manager
Test Report S/N: 0Y1504030661.A3L	Test Dates: 4/3 - 4/17/15	EUT Type: Portable Handset		Page 28 of 214

Antenna-2 26dB Bandwidth Measurements

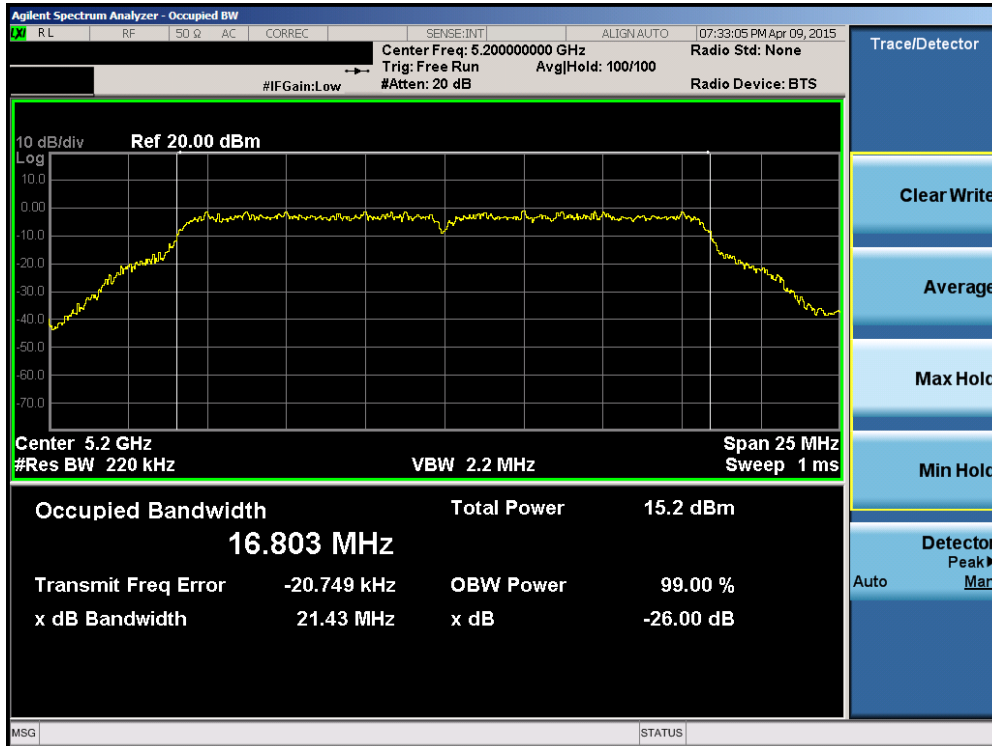
	Frequency [MHz]	Channel No.	802.11 Mode	Data Rate [Mbps]	Measured 26dB Bandwidth [MHz]
Band 1	5180	36	a	6	21.53
	5200	40	a	6	21.43
	5240	48	a	6	21.41
	5180	36	n (20MHz)	6.5/7.2 (MCS0)	21.63
	5200	40	n (20MHz)	6.5/7.2 (MCS0)	21.59
	5240	48	n (20MHz)	6.5/7.2 (MCS0)	21.76
	5190	38	n (40MHz)	13.5/15 (MCS0)	39.73
	5230	46	n (40MHz)	13.5/15 (MCS0)	39.74
Band 2A	5210	42	ac (80MHz)	29.3/32.5 (MCS0)	81.69
	5260	52	a	6	21.66
	5280	56	a	6	21.59
	5320	64	a	6	21.65
	5260	52	n (20MHz)	6.5/7.2 (MCS0)	21.56
	5280	56	n (20MHz)	6.5/7.2 (MCS0)	21.63
	5320	64	n (20MHz)	6.5/7.2 (MCS0)	21.58
	5270	54	n (40MHz)	13.5/15 (MCS0)	39.82
Band 2C	5310	62	n (40MHz)	13.5/15 (MCS0)	39.98
	5290	58	ac (80MHz)	29.3/32.5 (MCS0)	81.59
	5500	100	a	6	21.53
	5580	116	a	6	21.39
	5720	144	a	6	21.47
	5500	100	n (20MHz)	6.5/7.2 (MCS0)	21.71
	5580	116	n (20MHz)	6.5/7.2 (MCS0)	21.72
	5720	144	n (20MHz)	6.5/7.2 (MCS0)	21.65
	5510	102	n (40MHz)	13.5/15 (MCS0)	39.93
	5550	110	n (40MHz)	13.5/15 (MCS0)	40.05
	5710	142	n (40MHz)	13.5/15 (MCS0)	40.24
5530	106	ac (80MHz)	29.3/32.5 (MCS0)	81.44	
5690	138	ac (80MHz)	29.3/32.5 (MCS0)	81.40	

Table 6-3. Conducted Bandwidth Measurements

FCC ID: A3LSMG890A		FCC Pt. 15.407 802.11a/n/ac UNII MEASUREMENT REPORT (CERTIFICATION)		Reviewed by: Quality Manager
Test Report S/N: 0Y1504030661.A3L	Test Dates: 4/3 - 4/17/15	EUT Type: Portable Handset	Page 29 of 214	

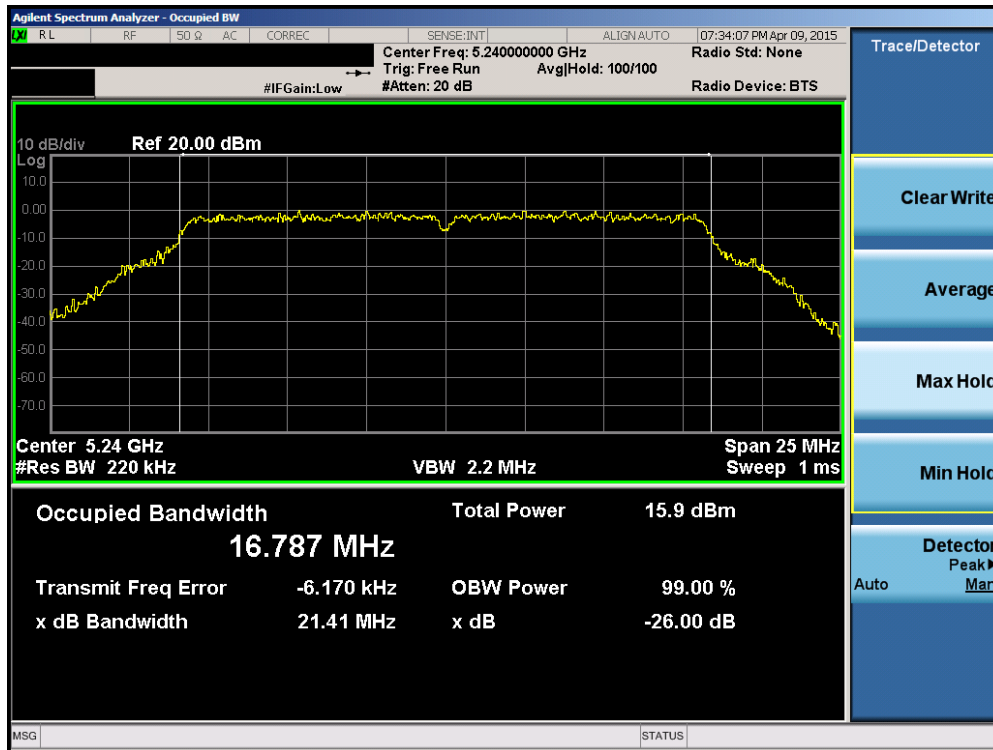


Plot 6-30. 26dB Bandwidth Plot (802.11a (UNII Band 1) – Ch. 36)

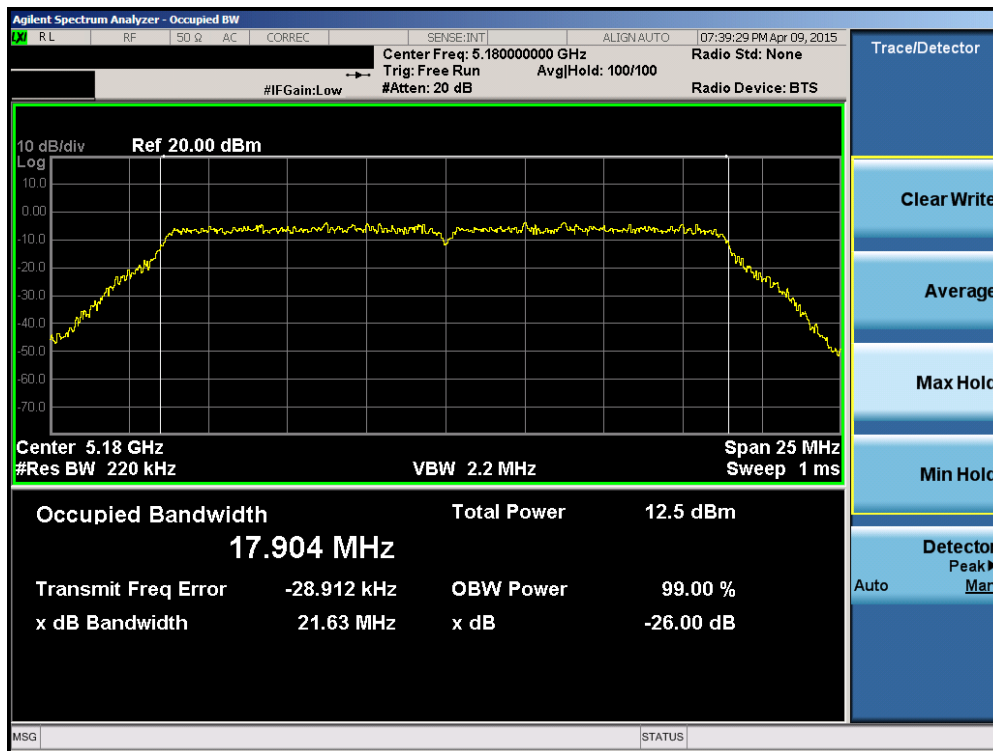


Plot 6-31. 26dB Bandwidth Plot (802.11a (UNII Band 1) – Ch. 40)

FCC ID: A3LSMG890A		FCC Pt. 15.407 802.11a/n/ac UNII MEASUREMENT REPORT (CERTIFICATION)		Reviewed by: Quality Manager
Test Report S/N: 0Y1504030661.A3L	Test Dates: 4/3 - 4/17/15	EUT Type: Portable Handset		Page 30 of 214

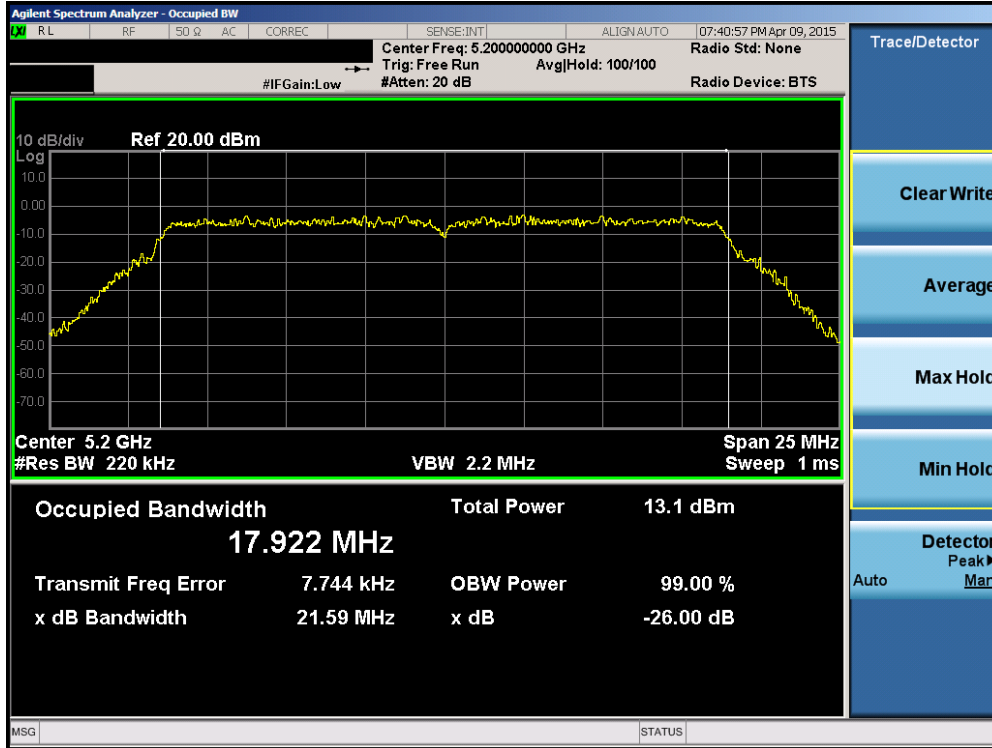


Plot 6-32. 26dB Bandwidth Plot (802.11a (UNII Band 1) – Ch. 48)

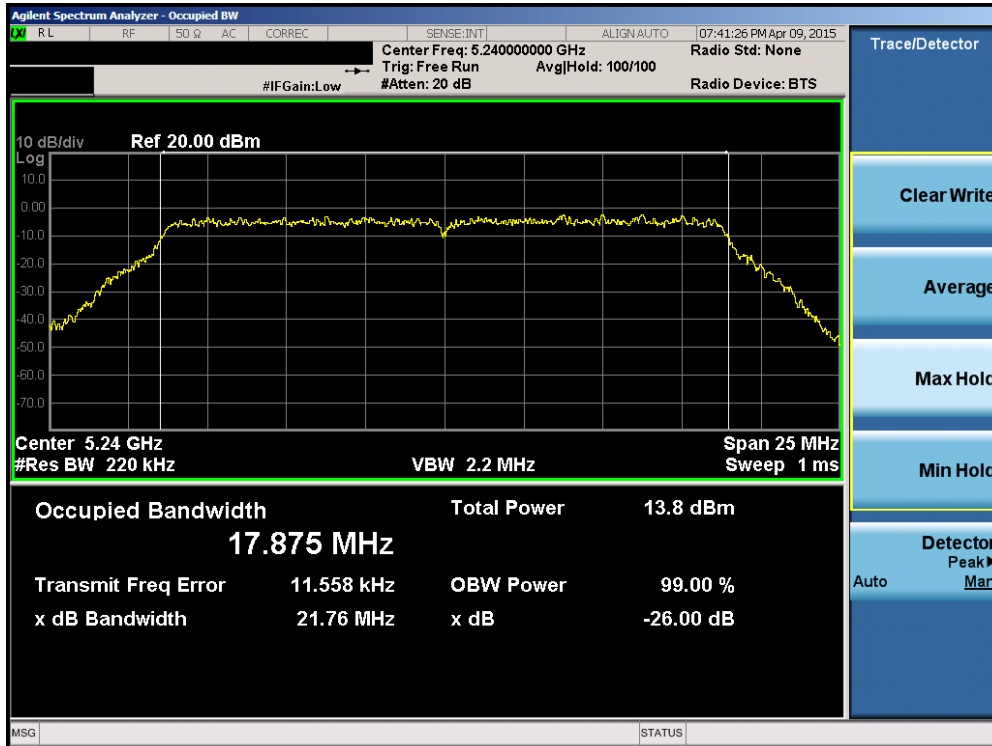


Plot 6-33. 26dB Bandwidth Plot (20MHz BW 802.11n (UNII Band 1) – Ch. 36)

FCC ID: A3LSMG890A		FCC Pt. 15.407 802.11a/n/ac UNII MEASUREMENT REPORT (CERTIFICATION)		Reviewed by: Quality Manager
Test Report S/N: 0Y1504030661.A3L	Test Dates: 4/3 - 4/17/15	EUT Type: Portable Handset		Page 31 of 214

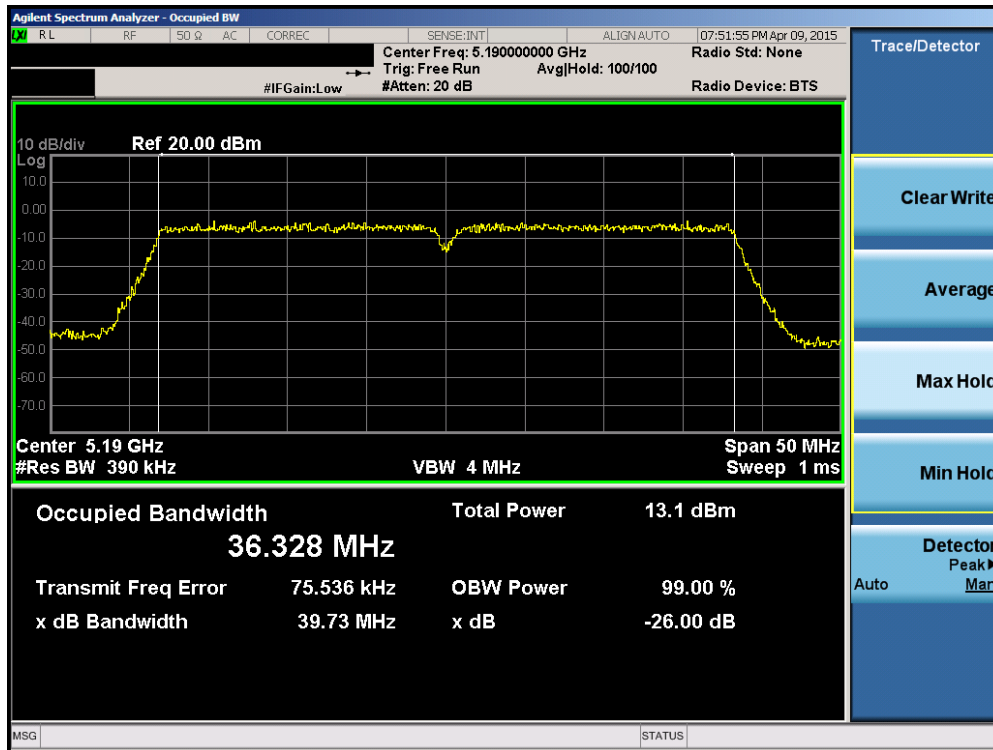


Plot 6-34. 26dB Bandwidth Plot (20MHz BW 802.11n (UNII Band 1) – Ch. 40)

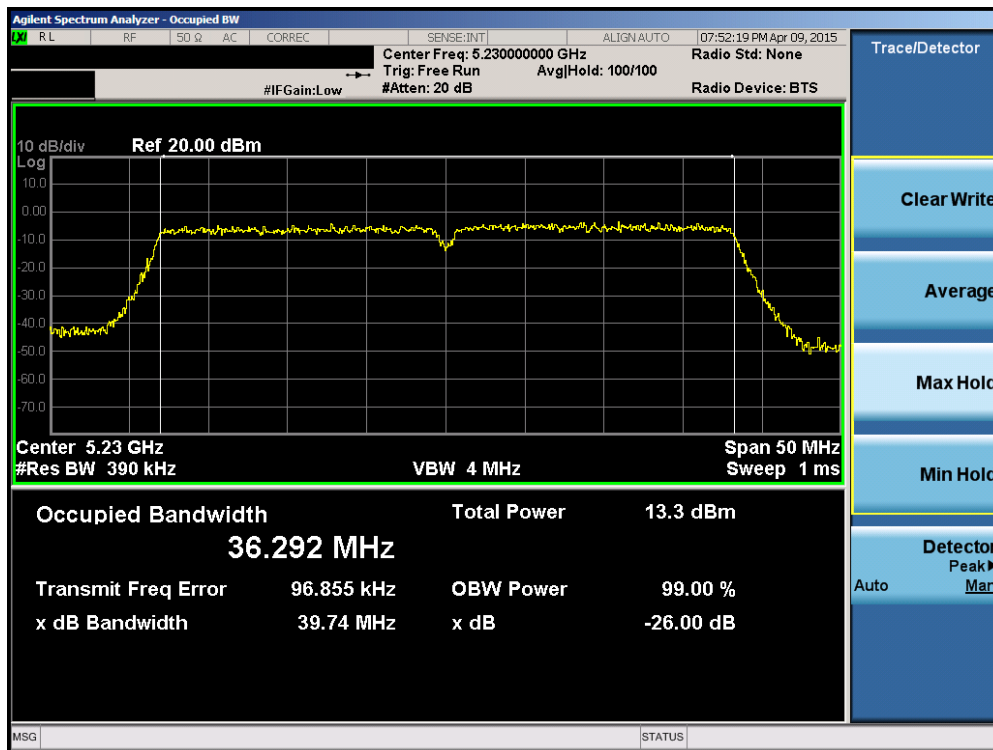


Plot 6-35. 26dB Bandwidth Plot (20MHz BW 802.11n (UNII Band 1) – Ch. 48)

FCC ID: A3LSMG890A		FCC Pt. 15.407 802.11a/n/ac UNII MEASUREMENT REPORT (CERTIFICATION)		Reviewed by: Quality Manager
Test Report S/N: 0Y1504030661.A3L	Test Dates: 4/3 - 4/17/15	EUT Type: Portable Handset		Page 32 of 214

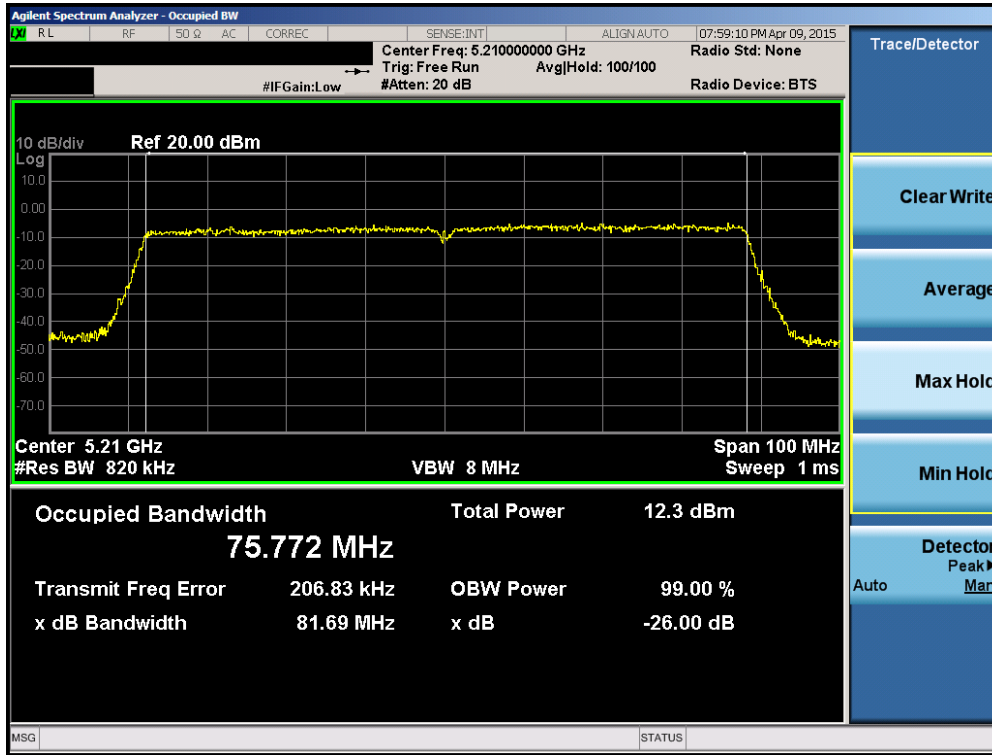


Plot 6-36. 26dB Bandwidth Plot (40MHz BW 802.11n (UNII Band 1) – Ch. 38)

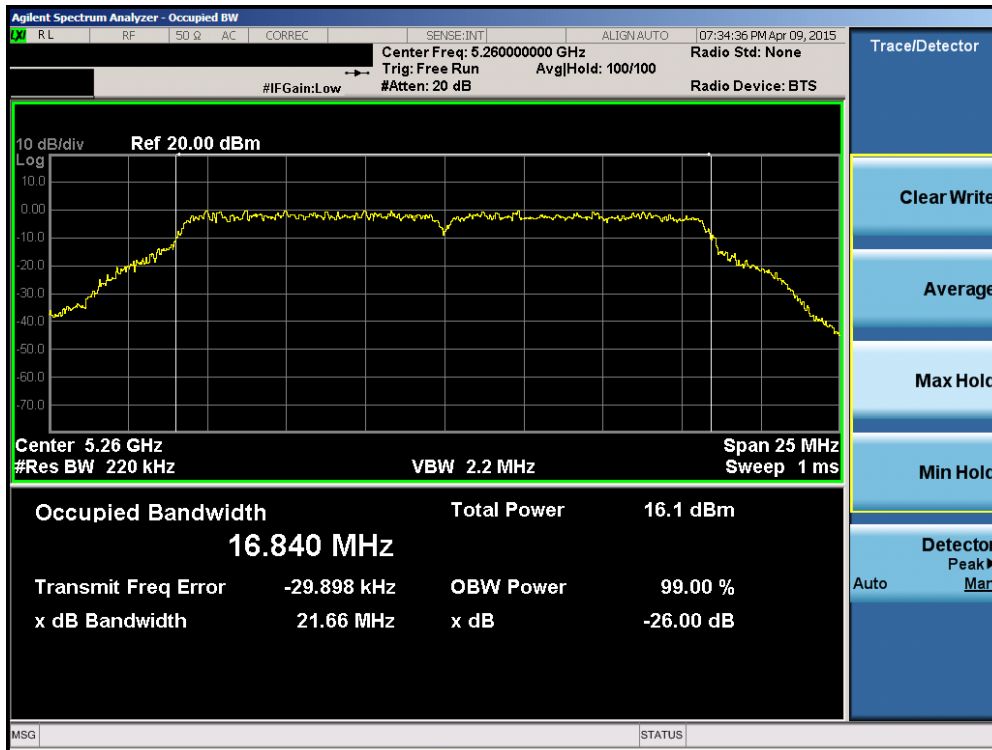


Plot 6-37. 26dB Bandwidth Plot (40MHz BW 802.11n (UNII Band 1) – Ch. 46)

FCC ID: A3LSMG890A		FCC Pt. 15.407 802.11a/n/ac UNII MEASUREMENT REPORT (CERTIFICATION)		Reviewed by: Quality Manager
Test Report S/N: 0Y1504030661.A3L	Test Dates: 4/3 - 4/17/15	EUT Type: Portable Handset		Page 33 of 214

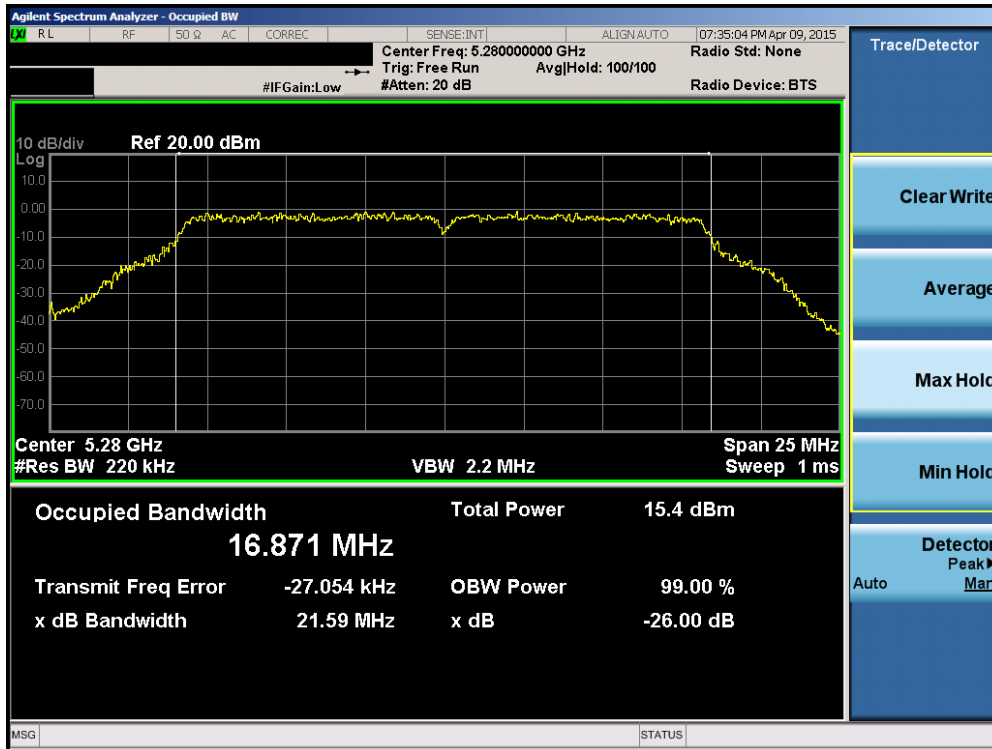


Plot 6-38. 26dB Bandwidth Plot (80MHz BW 802.11ac (UNII Band 1) – Ch. 42)

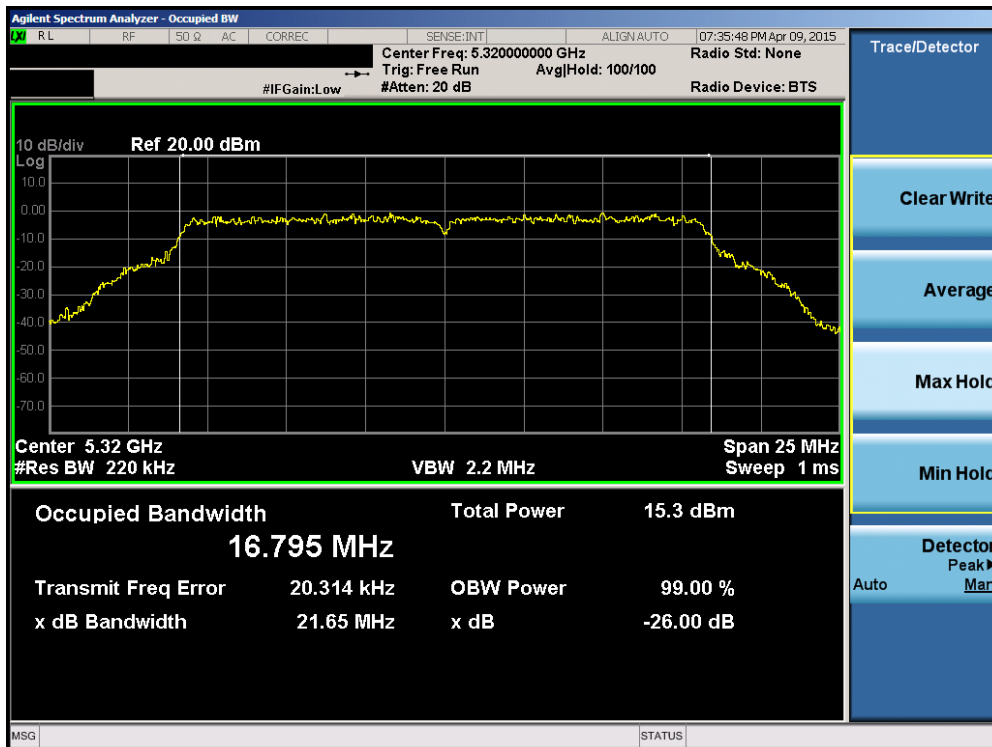


Plot 6-39. 26dB Bandwidth Plot (802.11a (UNII Band 2A) – Ch. 52)

FCC ID: A3LSMG890A		FCC Pt. 15.407 802.11a/n/ac UNII MEASUREMENT REPORT (CERTIFICATION)		Reviewed by: Quality Manager
Test Report S/N: 0Y1504030661.A3L	Test Dates: 4/3 - 4/17/15	EUT Type: Portable Handset		Page 34 of 214

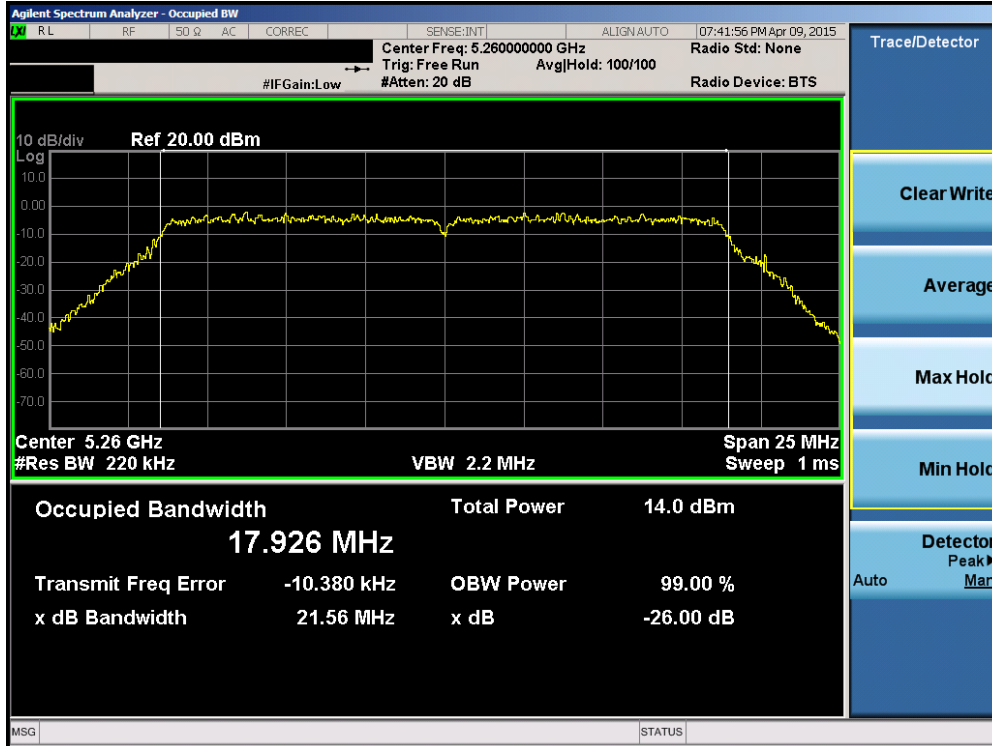


Plot 6-40. 26dB Bandwidth Plot (802.11a (UNII Band 2A) – Ch. 56)

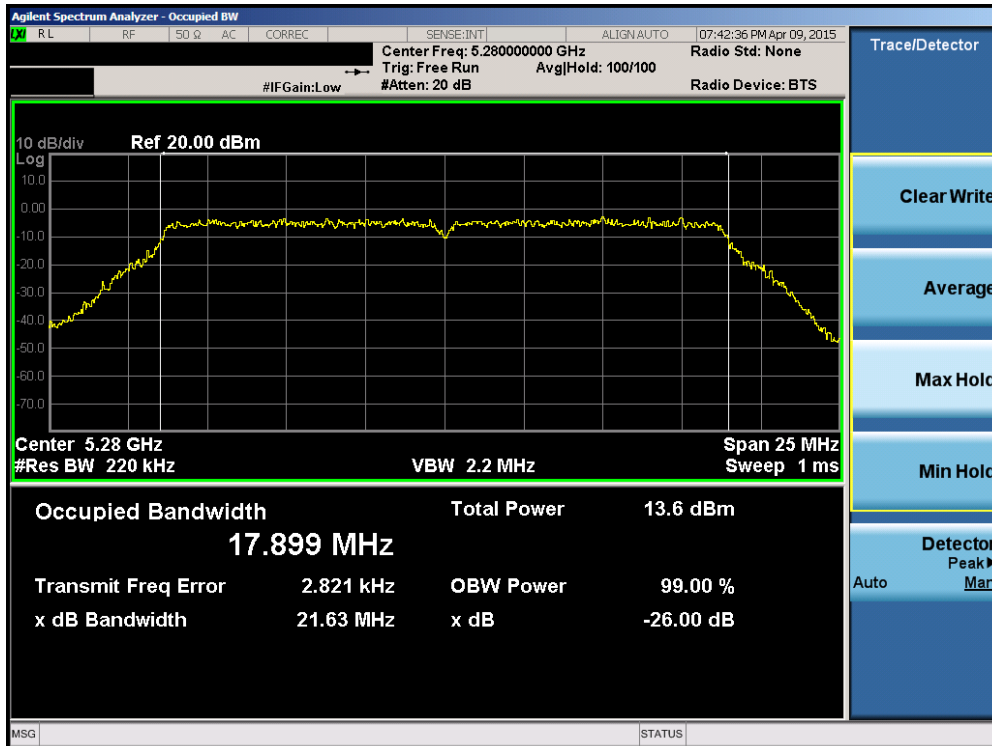


Plot 6-41. 26dB Bandwidth Plot (802.11a (UNII Band 2A) – Ch. 64)

FCC ID: A3LSMG890A		FCC Pt. 15.407 802.11a/n/ac UNII MEASUREMENT REPORT (CERTIFICATION)		Reviewed by: Quality Manager
Test Report S/N: 0Y1504030661.A3L	Test Dates: 4/3 - 4/17/15	EUT Type: Portable Handset		Page 35 of 214

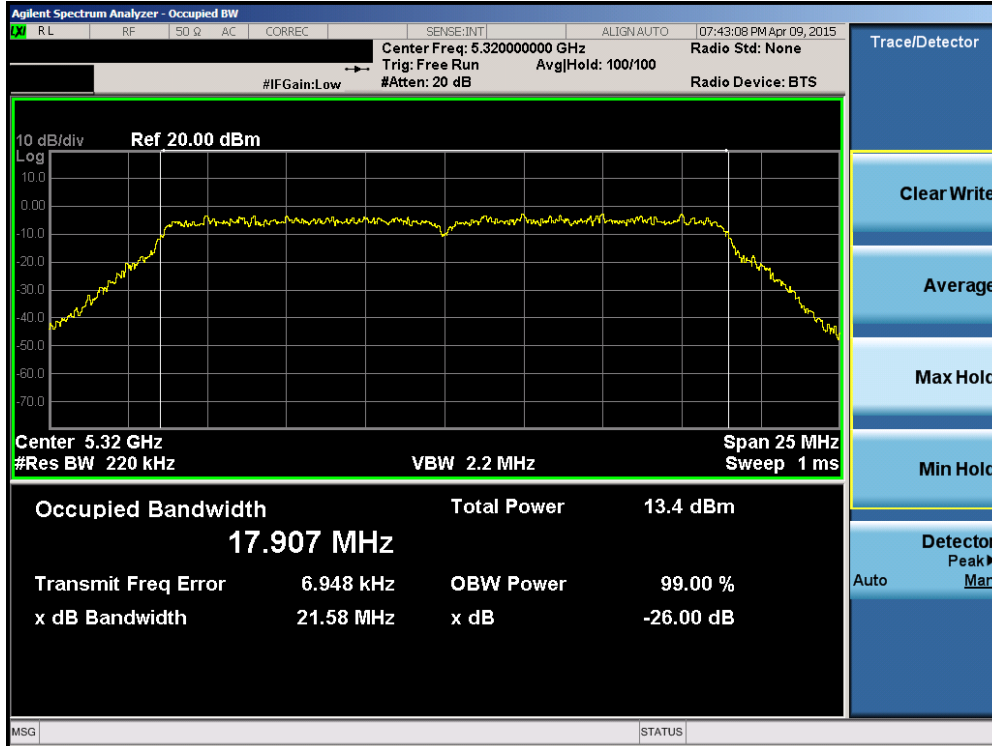


Plot 6-42. 26dB Bandwidth Plot (20MHz BW 802.11n (UNII Band 2A) – Ch. 52)

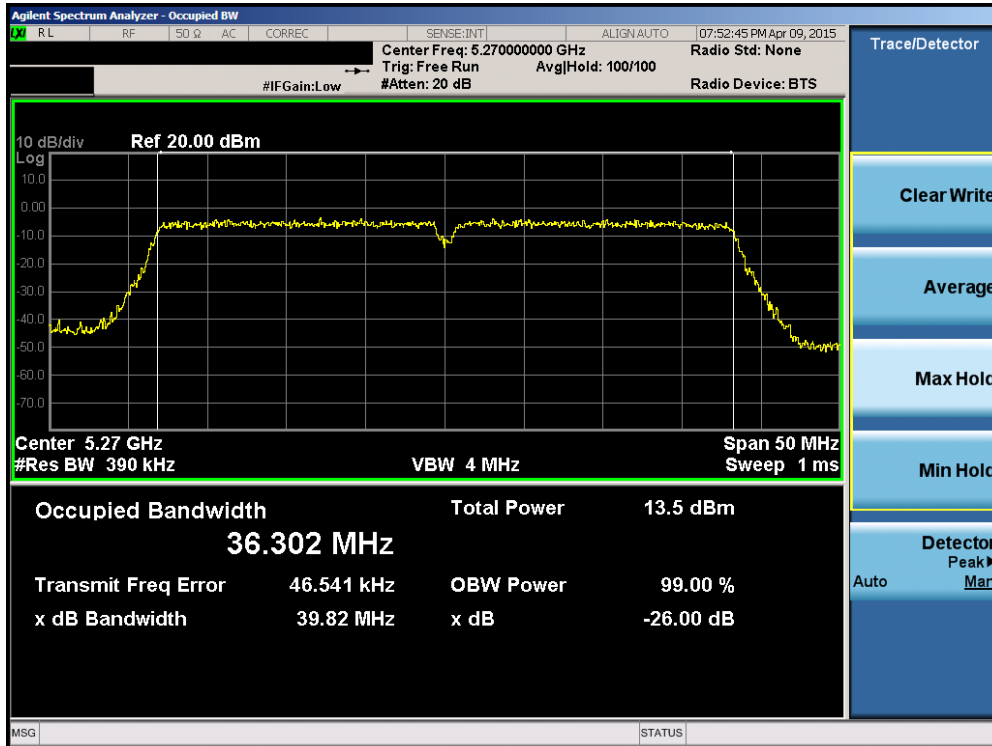


Plot 6-43. 26dB Bandwidth Plot (20MHz BW 802.11n (UNII Band 2A) – Ch. 56)

FCC ID: A3LSMG890A		FCC Pt. 15.407 802.11a/n/ac UNII MEASUREMENT REPORT (CERTIFICATION)		Reviewed by: Quality Manager
Test Report S/N: 0Y1504030661.A3L	Test Dates: 4/3 - 4/17/15	EUT Type: Portable Handset		Page 36 of 214

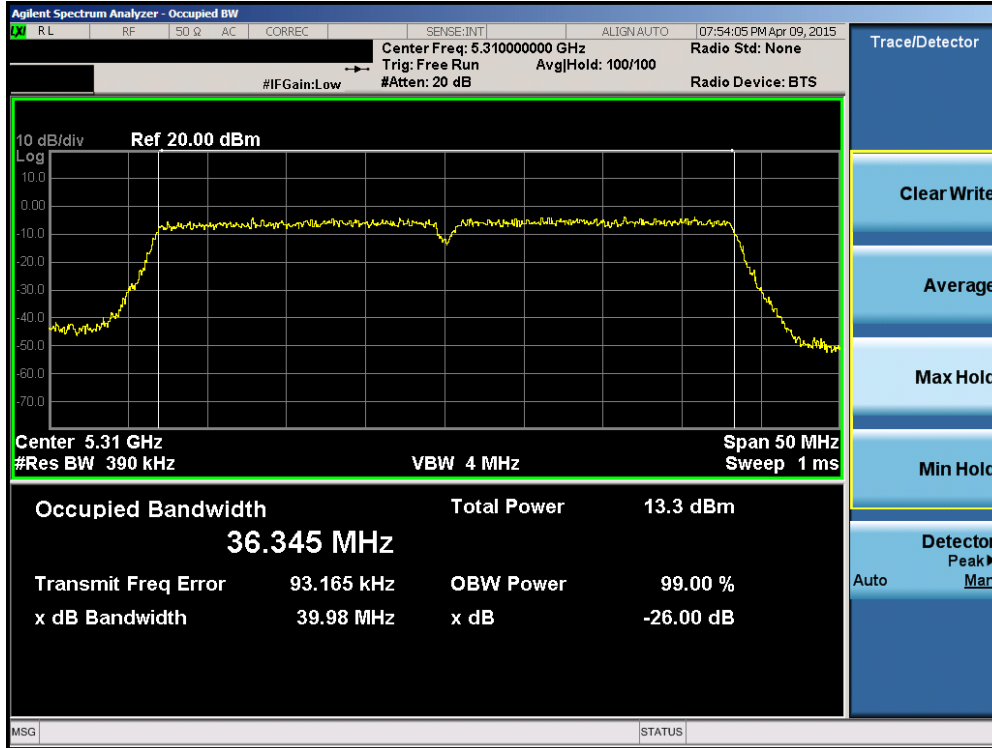


Plot 6-44. 26dB Bandwidth Plot (20MHz BW 802.11n (UNII Band 2A) – Ch. 64)

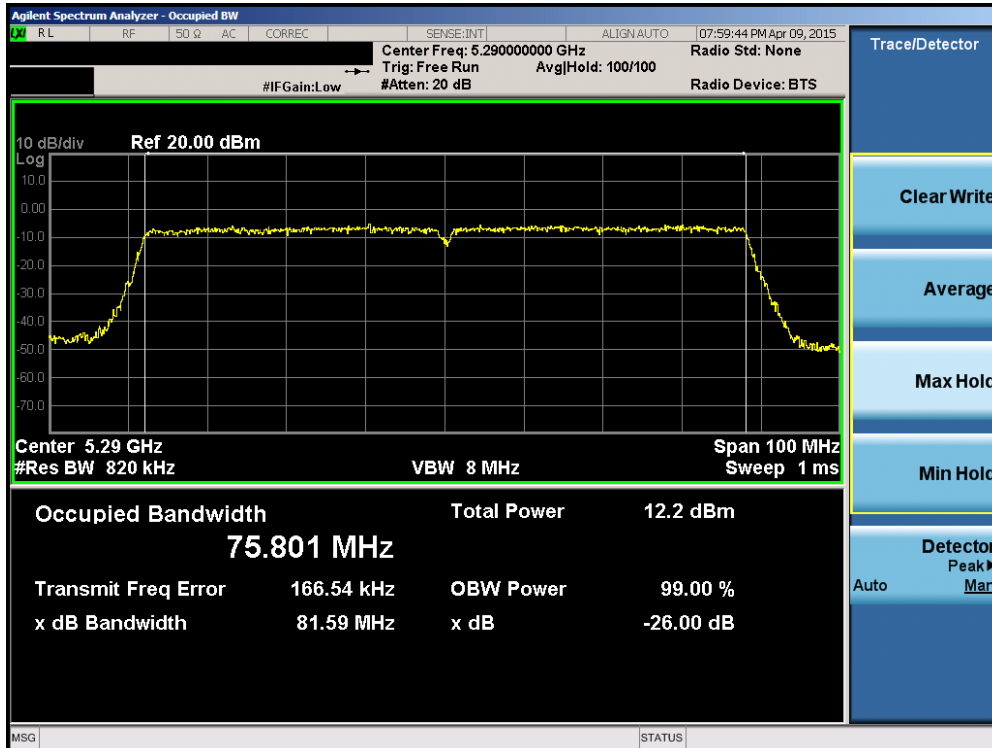


Plot 6-45. 26dB Bandwidth Plot (40MHz BW 802.11n (UNII Band 2A) – Ch. 54)

FCC ID: A3LSMG890A		FCC Pt. 15.407 802.11a/n/ac UNII MEASUREMENT REPORT (CERTIFICATION)		Reviewed by: Quality Manager
Test Report S/N: 0Y1504030661.A3L	Test Dates: 4/3 - 4/17/15	EUT Type: Portable Handset		Page 37 of 214

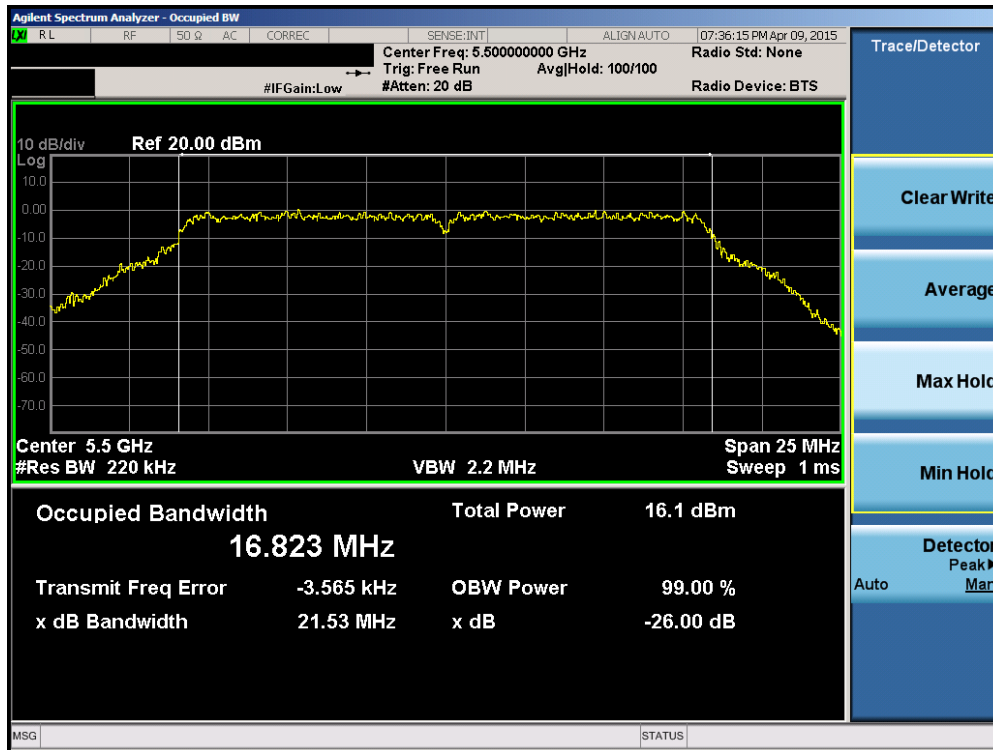


Plot 6-46. 26dB Bandwidth Plot (40MHz BW 802.11n (UNII Band 2A) – Ch. 62)

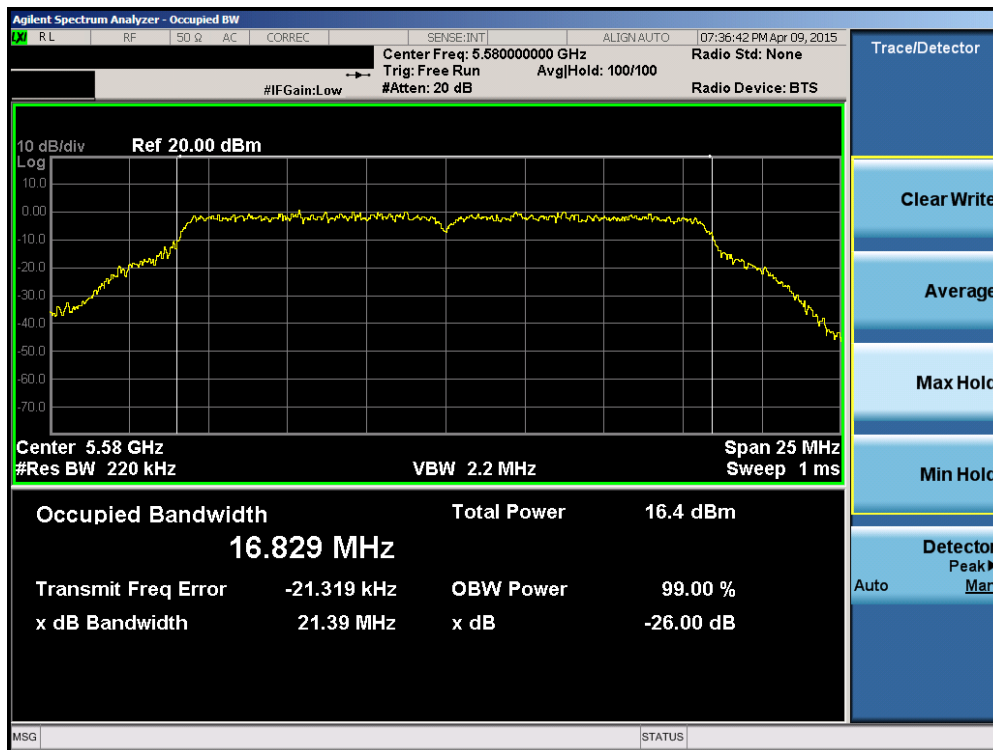


Plot 6-47. 26dB Bandwidth Plot (80MHz BW 802.11ac (UNII Band 2A) – Ch. 58)

FCC ID: A3LSMG890A		FCC Pt. 15.407 802.11a/n/ac UNII MEASUREMENT REPORT (CERTIFICATION)		Reviewed by: Quality Manager
Test Report S/N: 0Y1504030661.A3L	Test Dates: 4/3 - 4/17/15	EUT Type: Portable Handset		Page 38 of 214

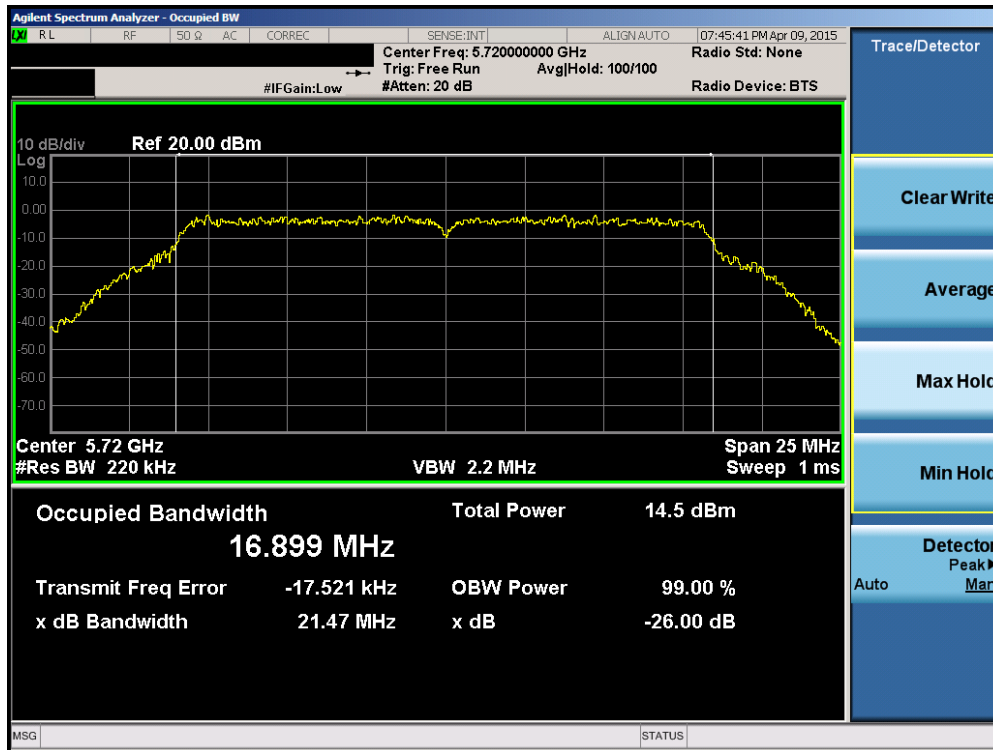


Plot 6-48. 26dB Bandwidth Plot (802.11a (UNII Band 2C) – Ch. 100)

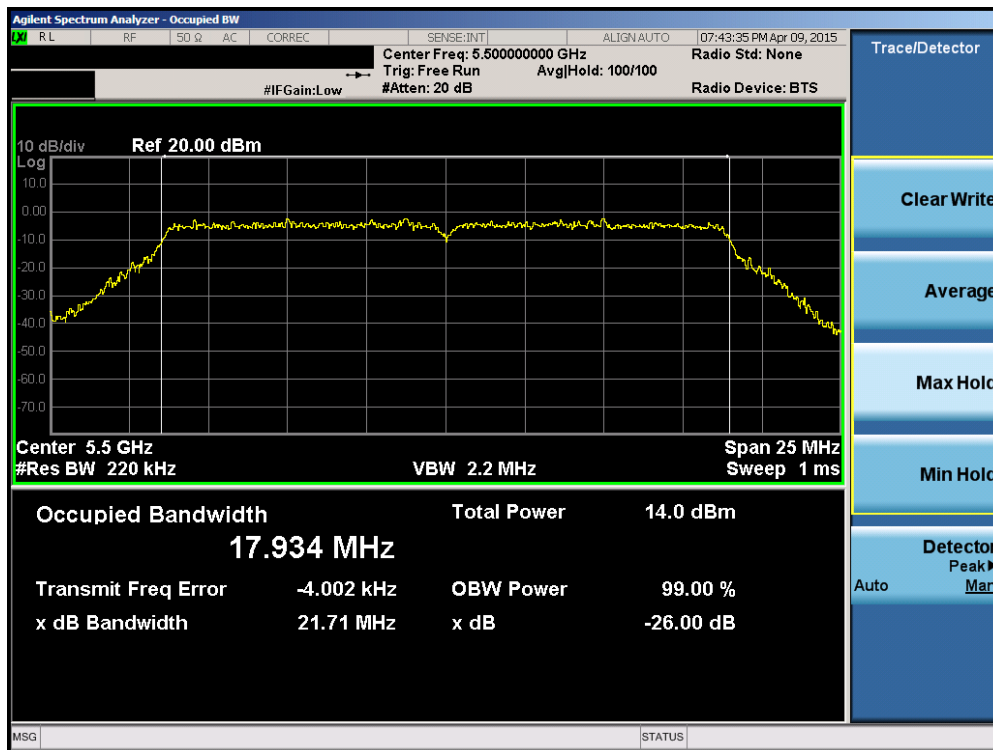


Plot 6-49. 26dB Bandwidth Plot (802.11a (UNII Band 2C) – Ch. 116)

FCC ID: A3LSMG890A		FCC Pt. 15.407 802.11a/n/ac UNII MEASUREMENT REPORT (CERTIFICATION)		Reviewed by: Quality Manager
Test Report S/N: 0Y1504030661.A3L	Test Dates: 4/3 - 4/17/15	EUT Type: Portable Handset		Page 39 of 214

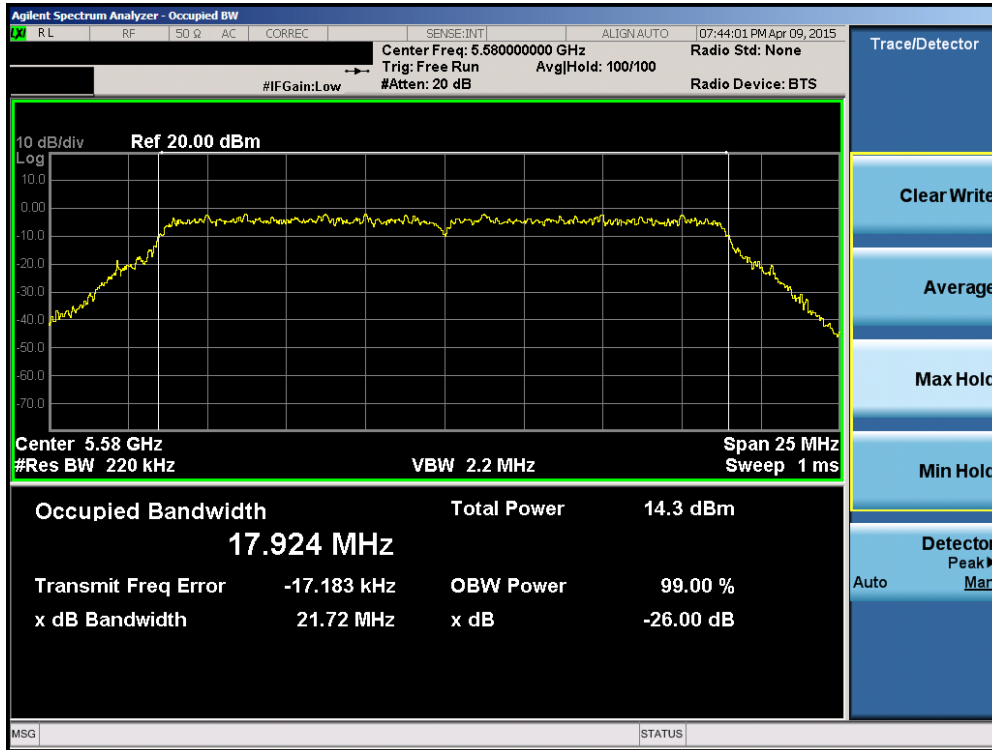


Plot 6-50. 26dB Bandwidth Plot (802.11a (UNII Band 2C) – Ch. 144)

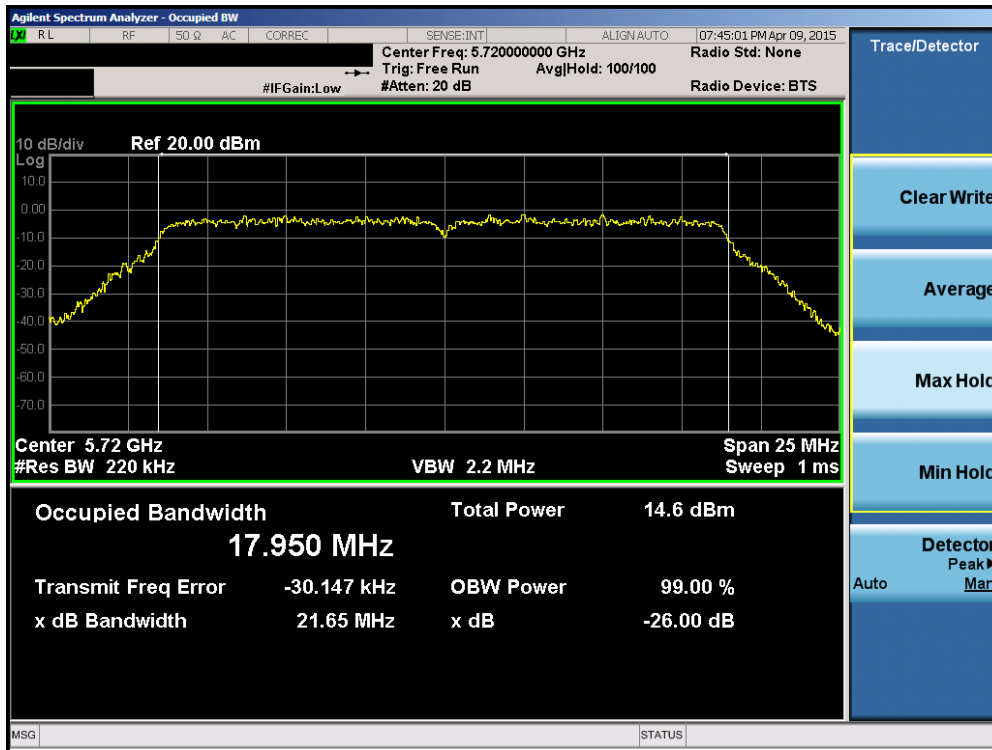


Plot 6-51. 26dB Bandwidth Plot (20MHz BW 802.11n (UNII Band 2C) – Ch. 100)

FCC ID: A3LSMG890A		FCC Pt. 15.407 802.11a/n/ac UNII MEASUREMENT REPORT (CERTIFICATION)		Reviewed by: Quality Manager
Test Report S/N: 0Y1504030661.A3L	Test Dates: 4/3 - 4/17/15	EUT Type: Portable Handset		Page 40 of 214

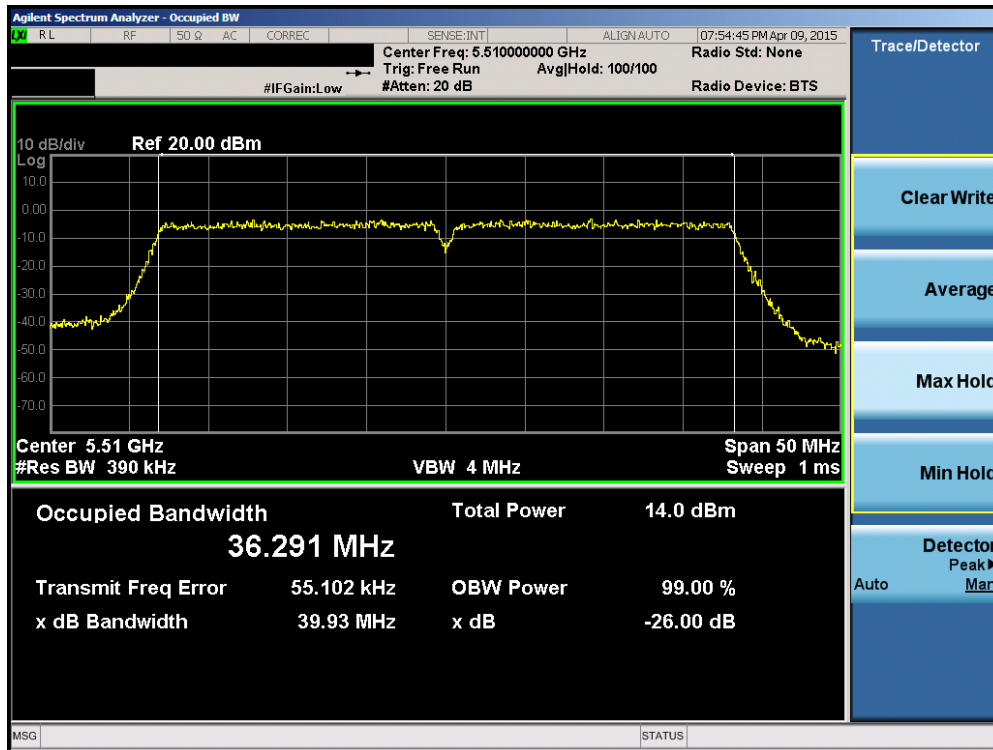


Plot 6-52. 26dB Bandwidth Plot (20MHz BW 802.11n (UNII Band 2C) – Ch. 116)

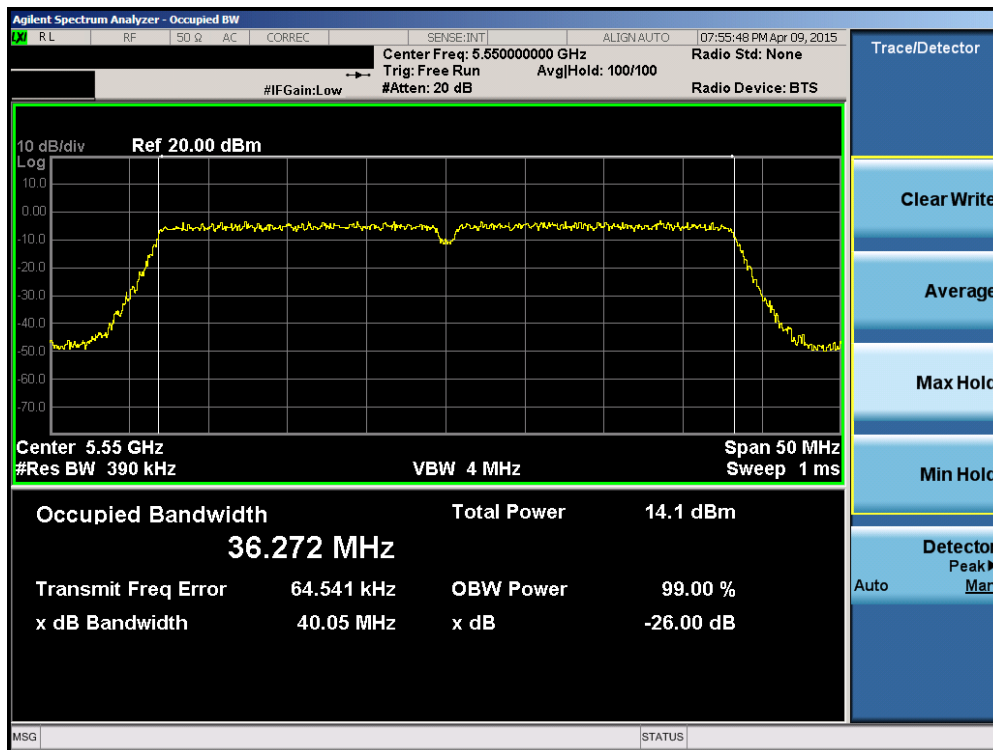


Plot 6-53. 26dB Bandwidth Plot (20MHz BW 802.11n (UNII Band 2C) – Ch. 144)

FCC ID: A3LSMG890A		FCC Pt. 15.407 802.11a/n/ac UNII MEASUREMENT REPORT (CERTIFICATION)		Reviewed by: Quality Manager
Test Report S/N: 0Y1504030661.A3L	Test Dates: 4/3 - 4/17/15	EUT Type: Portable Handset		Page 41 of 214

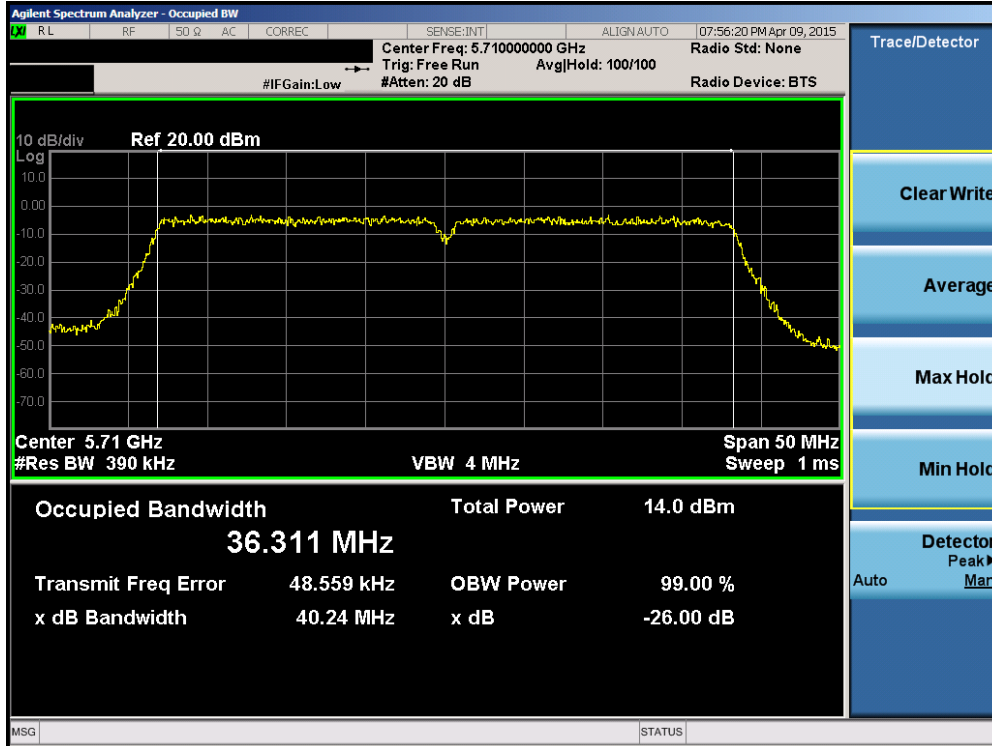


Plot 6-54. 26dB Bandwidth Plot (40MHz BW 802.11n (UNII Band 2C) – Ch. 102)

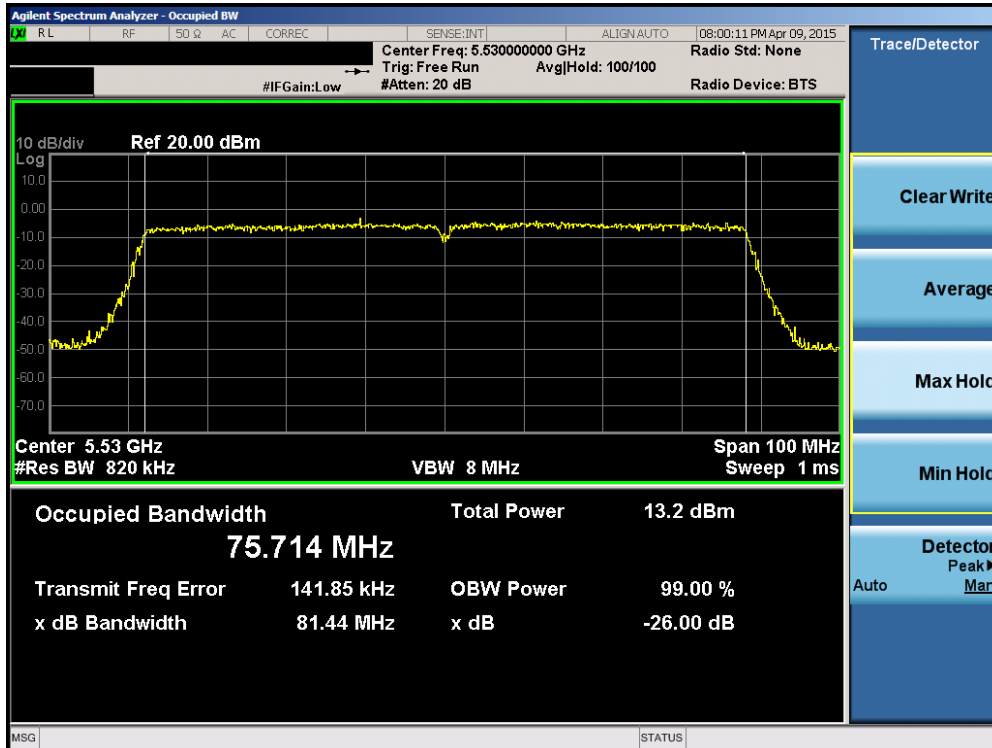


Plot 6-55. 26dB Bandwidth Plot (40MHz BW 802.11n (UNII Band 2C) – Ch. 110)

FCC ID: A3LSMG890A		FCC Pt. 15.407 802.11a/n/ac UNII MEASUREMENT REPORT (CERTIFICATION)		Reviewed by: Quality Manager
Test Report S/N: 0Y1504030661.A3L	Test Dates: 4/3 - 4/17/15	EUT Type: Portable Handset		Page 42 of 214

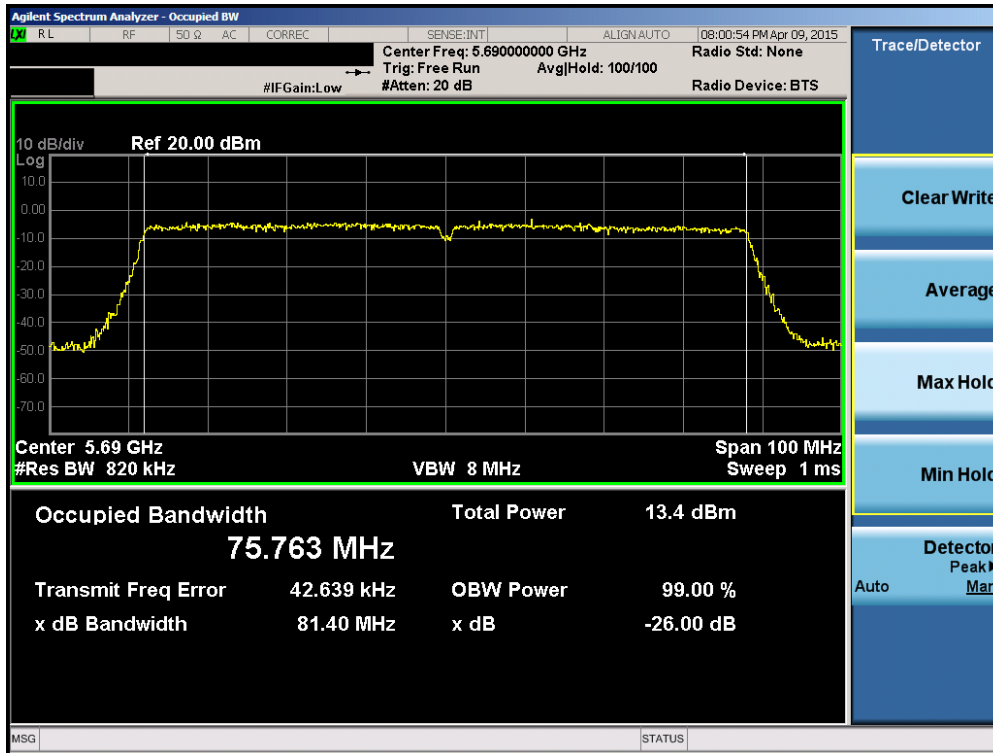


Plot 6-56. 26dB Bandwidth Plot (40MHz BW 802.11n (UNII Band 2C) – Ch. 142)



Plot 6-57. 26dB Bandwidth Plot (80MHz BW 802.11ac (UNII Band 2C) – Ch. 106)

FCC ID: A3LSMG890A		FCC Pt. 15.407 802.11a/n/ac UNII MEASUREMENT REPORT (CERTIFICATION)		Reviewed by: Quality Manager
Test Report S/N: 0Y1504030661.A3L	Test Dates: 4/3 - 4/17/15	EUT Type: Portable Handset		Page 43 of 214



Plot 6-58. 26dB Bandwidth Plot (80MHz BW 802.11ac (UNII Band 2C) – Ch. 138)

FCC ID: A3LSMG890A		FCC Pt. 15.407 802.11a/n/ac UNII MEASUREMENT REPORT (CERTIFICATION)		Reviewed by: Quality Manager
Test Report S/N: 0Y1504030661.A3L	Test Dates: 4/3 - 4/17/15	EUT Type: Portable Handset		Page 44 of 214

6.3 6dB Bandwidth Measurement – 802.11a/n/ac §15.407 (e)

Test Overview and Limit

The bandwidth at 6dB down from the highest in-band spectral density is measured with a spectrum analyzer connected to the antenna terminal while the EUT is operating at its maximum duty cycle, at its maximum power control level, as defined in KDB 789033 D02 v01, and at the appropriate frequencies. The spectrum analyzer’s bandwidth measurement function is configured to measure the 6dB bandwidth.

In the 5.725 – 5.850GHz band, the 6dB bandwidth must be \geq 500 kHz.

Test Procedure Used

KDB 789033 D02 v01 – Section C

Test Settings

1. The signal analyzers’ automatic bandwidth measurement capability was used to perform the 6dB bandwidth measurement. The “X” dB bandwidth parameter was set to $X = 6$. The automatic bandwidth measurement function also has the capability of simultaneously measuring the 99% occupied bandwidth. The bandwidth measurement was not influenced by any intermediate power nulls in the fundamental emission.
2. RBW = 100 kHz
3. VBW $\geq 3 \times$ RBW
4. Detector = Peak
5. Trace mode = max hold
6. Sweep = auto couple

Test Setup

The EUT and measurement equipment were set up as shown in the diagram below.






Figure 6-2. Test Instrument & Measurement Setup

Test Notes

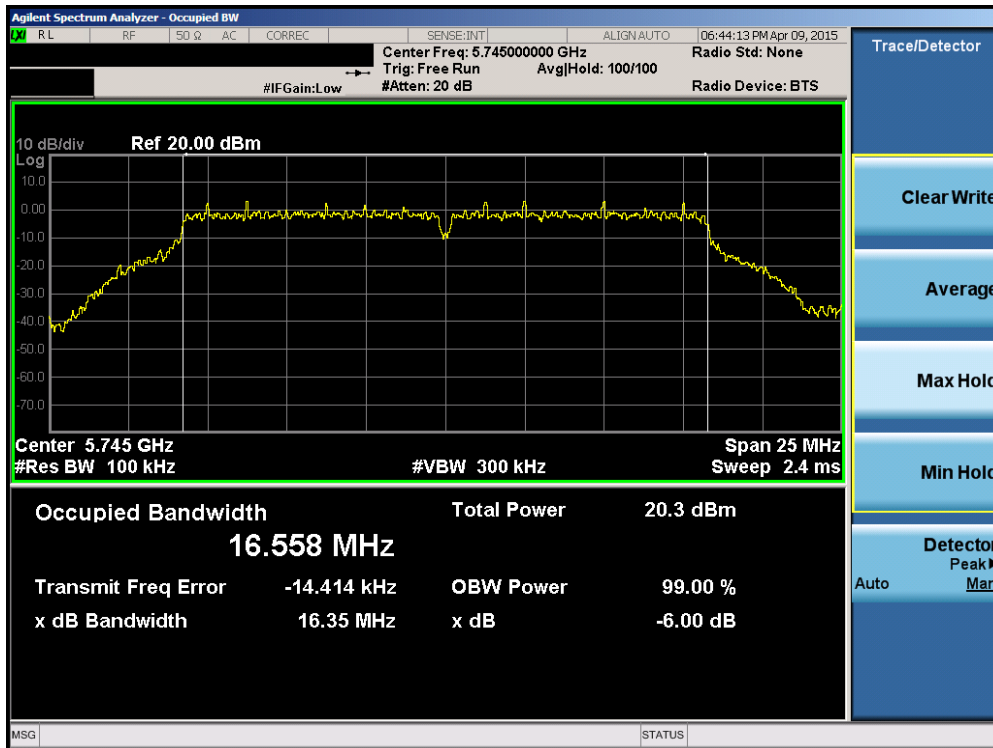
None.

FCC ID: A3LSMG890A		FCC Pt. 15.407 802.11a/n/ac UNII MEASUREMENT REPORT (CERTIFICATION)		Reviewed by: Quality Manager
Test Report S/N: 0Y1504030661.A3L	Test Dates: 4/3 - 4/17/15	EUT Type: Portable Handset	Page 45 of 214	

Antenna-1 6 dB Bandwidth Measurements

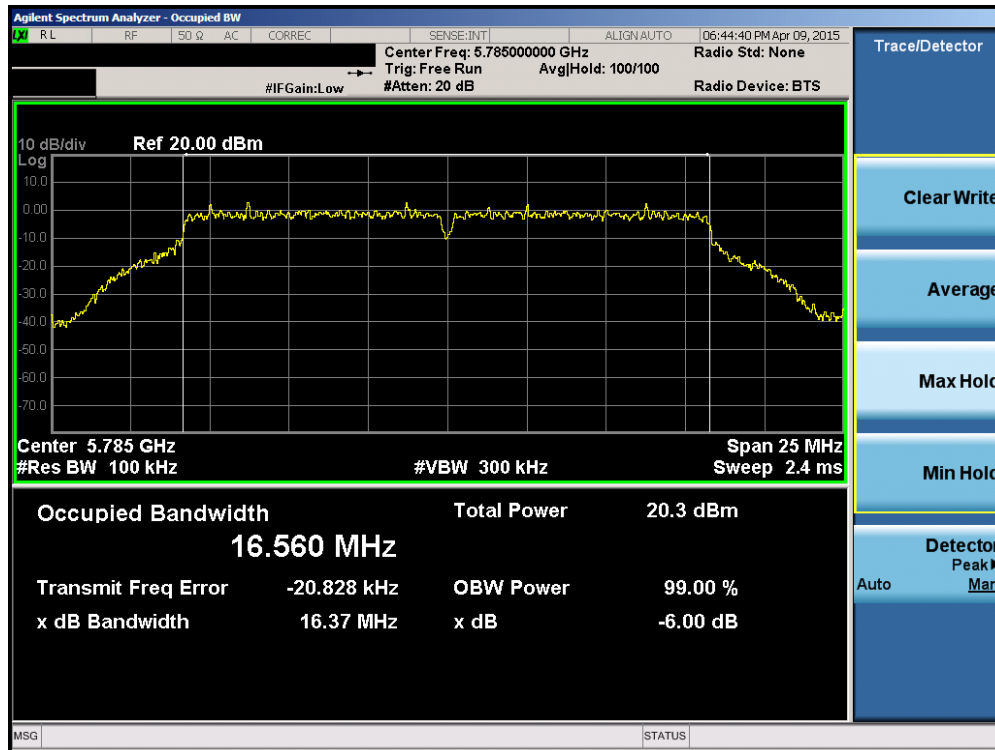
	Frequency [MHz]	Channel No.	802.11 Mode	Data Rate [Mbps]	Measured 6dB Bandwidth [MHz]
Band 3	5745	149	a	6	16.35
	5785	157	a	6	16.37
	5825	165	a	6	16.38
	5745	149	n (20MHz)	6.5/7.2 (MCS0)	17.56
	5785	157	n (20MHz)	6.5/7.2 (MCS0)	17.59
	5825	165	n (20MHz)	6.5/7.2 (MCS0)	17.59
	5755	151	n (40MHz)	13.5/15 (MCS0)	36.35
	5795	159	n (40MHz)	13.5/15 (MCS0)	36.30
	5775	155	ac (80MHz)	29.3/32.5 (MCS0)	81.68

Table 6-4. Conducted Bandwidth Measurements

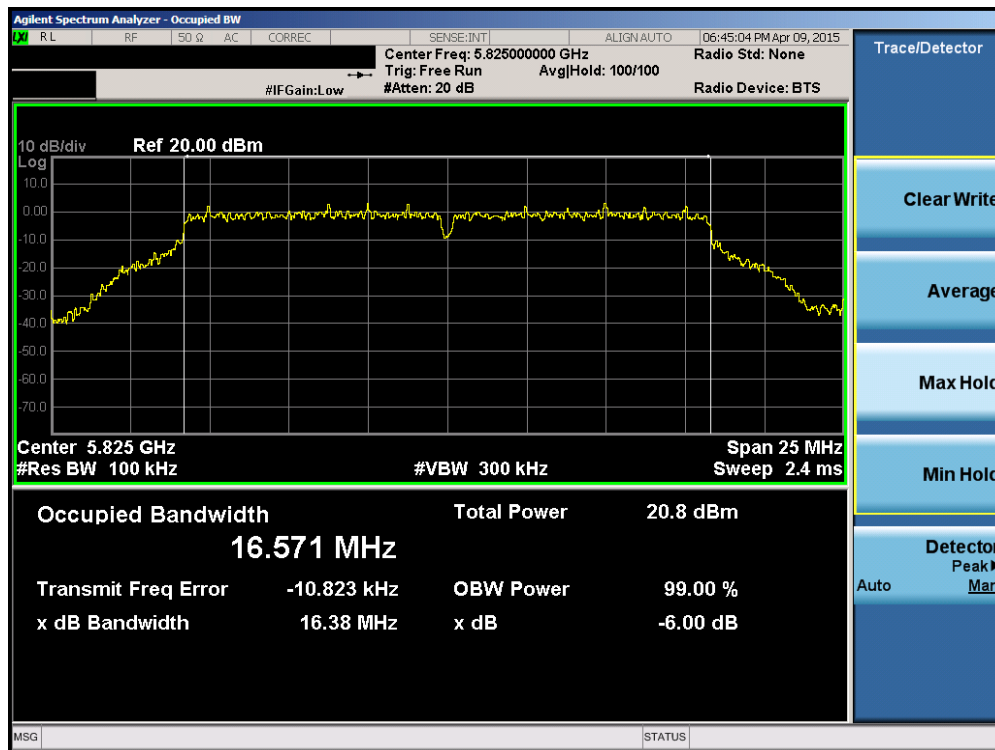


Plot 6-59. 6dB Bandwidth Plot (802.11a (UNII Band 3) – Ch. 149)

FCC ID: A3LSMG890A		FCC Pt. 15.407 802.11a/n/ac UNII MEASUREMENT REPORT (CERTIFICATION)		Reviewed by: Quality Manager
Test Report S/N: 0Y1504030661.A3L	Test Dates: 4/3 - 4/17/15	EUT Type: Portable Handset		Page 46 of 214

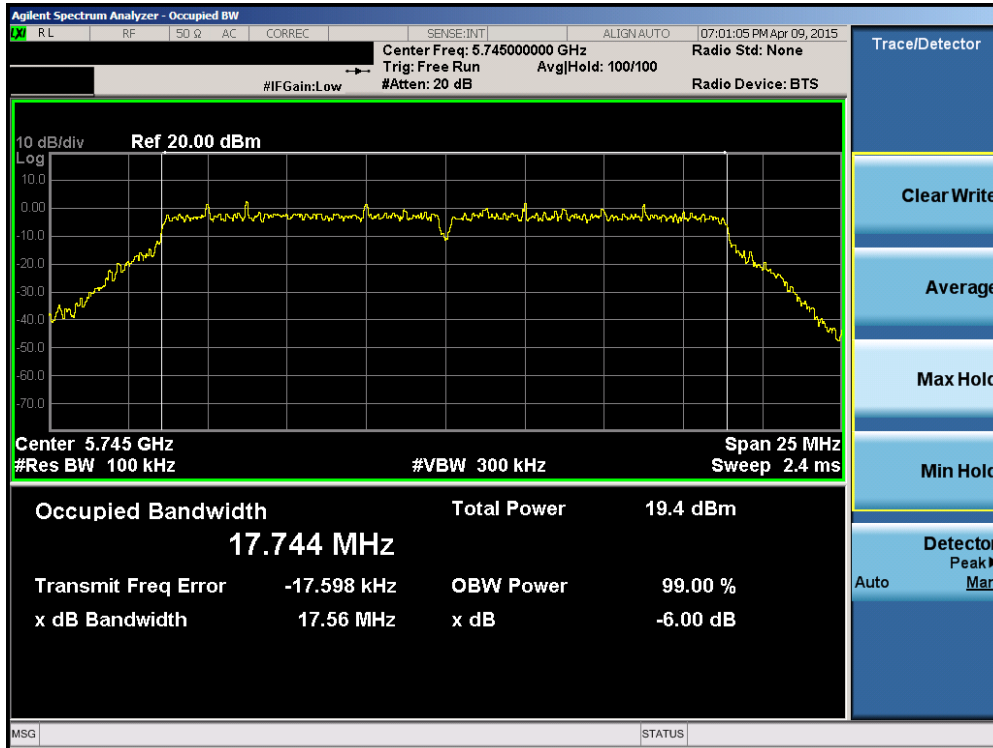


Plot 6-60. 6dB Bandwidth Plot (802.11a (UNII Band 3) – Ch. 157)

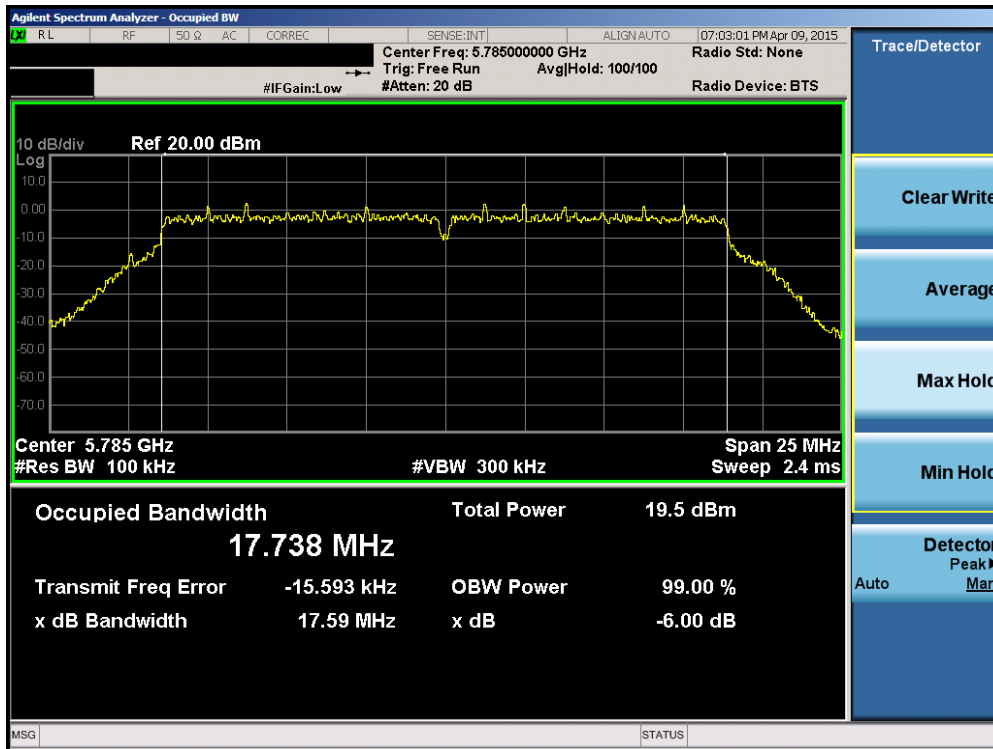


Plot 6-61. 6dB Bandwidth Plot (802.11a (UNII Band 3) – Ch. 165)

FCC ID: A3LSMG890A		FCC Pt. 15.407 802.11a/n/ac UNII MEASUREMENT REPORT (CERTIFICATION)		Reviewed by: Quality Manager
Test Report S/N: 0Y1504030661.A3L	Test Dates: 4/3 - 4/17/15	EUT Type: Portable Handset		Page 47 of 214

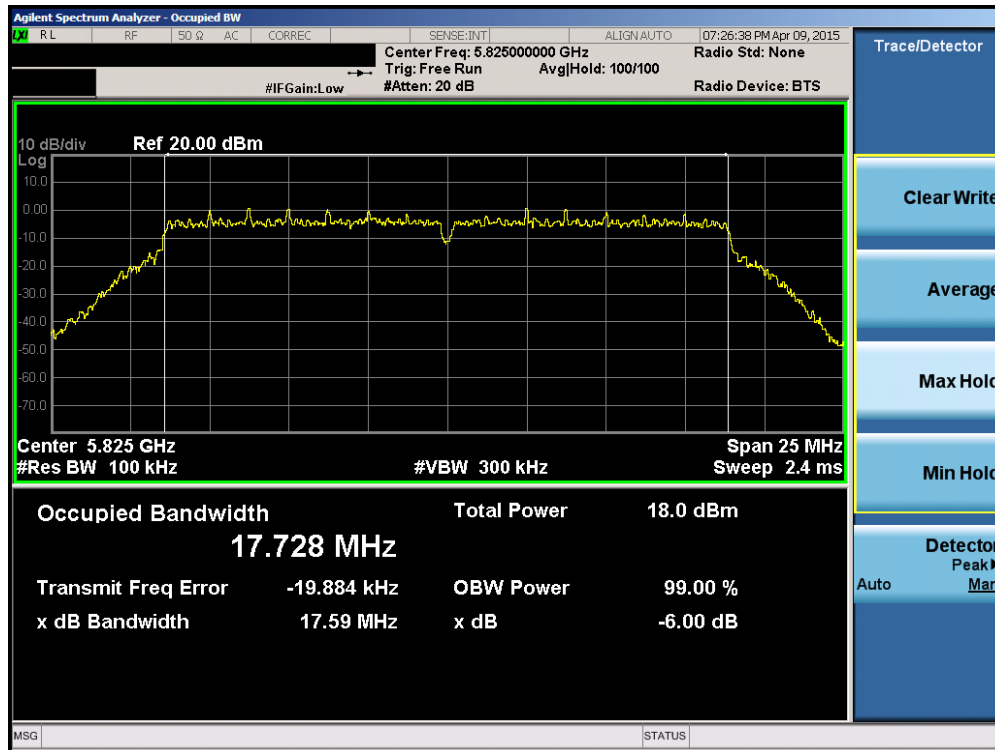


Plot 6-62. 6dB Bandwidth Plot (20MHz BW 802.11n (UNII Band 3) – Ch. 149)

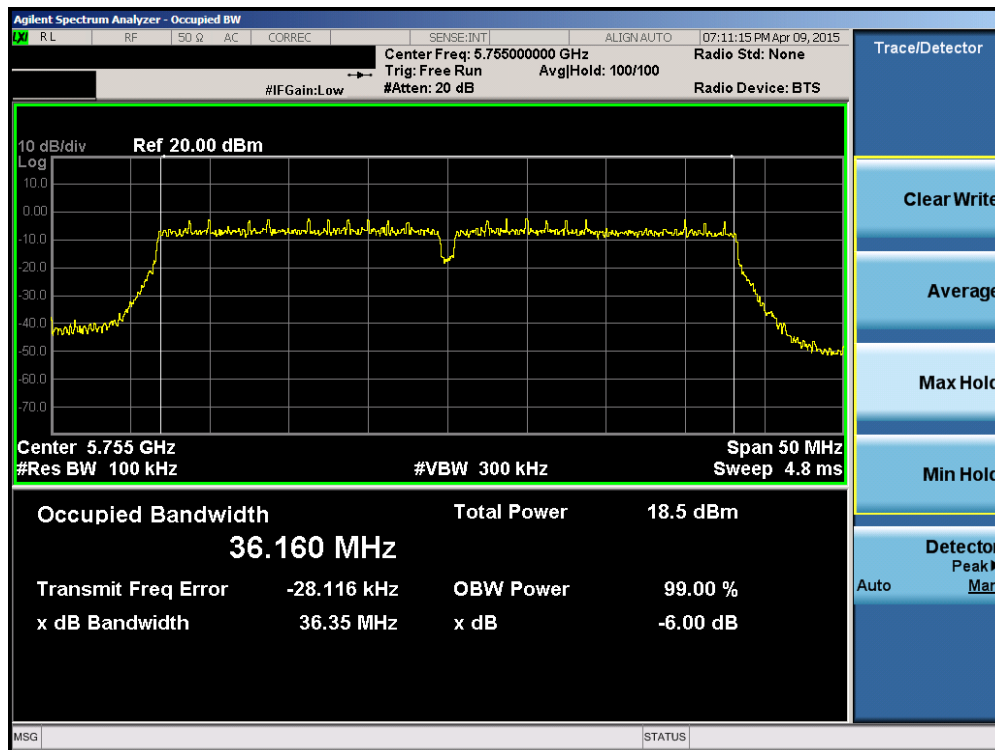


Plot 6-63. 6dB Bandwidth Plot (20MHz BW 802.11n (UNII Band 3) – Ch. 157)

FCC ID: A3LSMG890A		FCC Pt. 15.407 802.11a/n/ac UNII MEASUREMENT REPORT (CERTIFICATION)		Reviewed by: Quality Manager
Test Report S/N: 0Y1504030661.A3L	Test Dates: 4/3 - 4/17/15	EUT Type: Portable Handset		Page 48 of 214

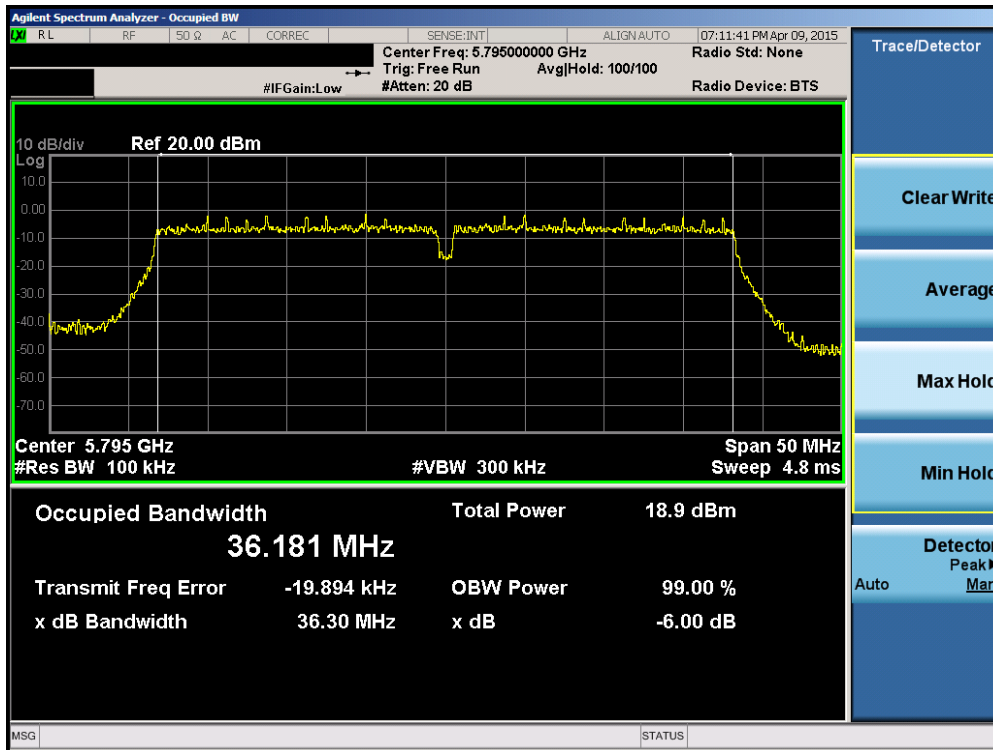


Plot 6-64. 6dB Bandwidth Plot (20MHz BW 802.11n (UNII Band 3) – Ch. 165)

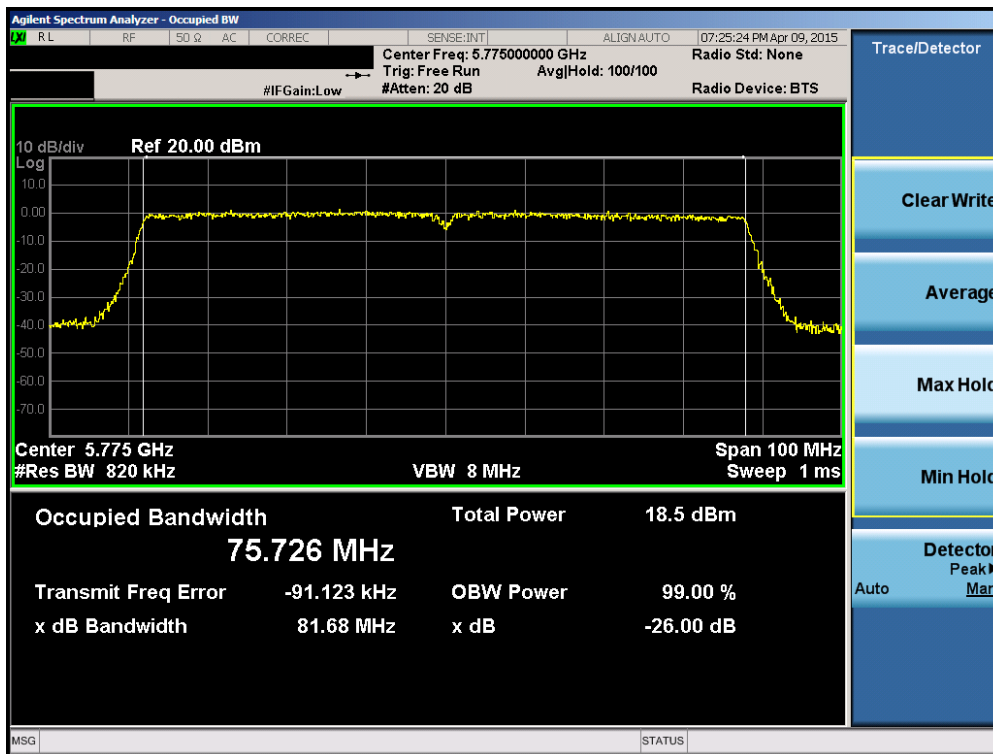


Plot 6-65. 6dB Bandwidth Plot (40MHz BW 802.11n (UNII Band 3) – Ch. 151)

FCC ID: A3LSMG890A		FCC Pt. 15.407 802.11a/n/ac UNII MEASUREMENT REPORT (CERTIFICATION)		Reviewed by: Quality Manager
Test Report S/N: 0Y1504030661.A3L	Test Dates: 4/3 - 4/17/15	EUT Type: Portable Handset		Page 49 of 214



Plot 6-66. 6dB Bandwidth Plot (40MHz BW 802.11n (UNII Band 3) – Ch. 159)



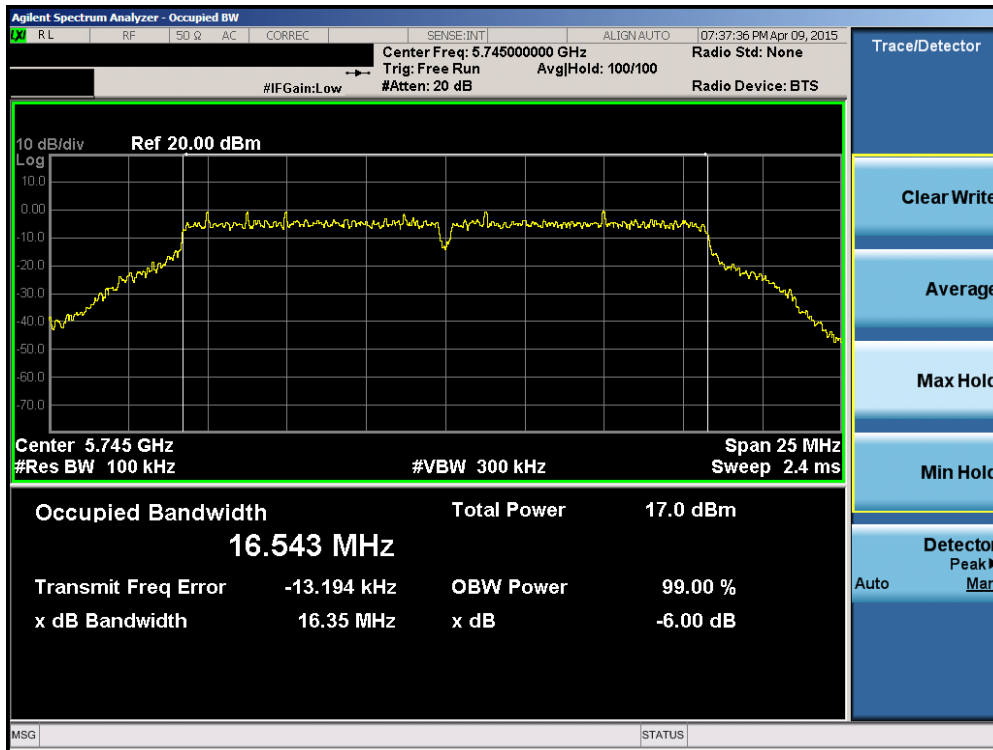
Plot 6-67. 6dB Bandwidth Plot (80MHz BW 802.11ac (UNII Band 3) – Ch. 155)

FCC ID: A3LSMG890A		FCC Pt. 15.407 802.11a/n/ac UNII MEASUREMENT REPORT (CERTIFICATION)		Reviewed by: Quality Manager
Test Report S/N: 0Y1504030661.A3L	Test Dates: 4/3 - 4/17/15	EUT Type: Portable Handset		Page 50 of 214

Antenna-2 6dB Bandwidth Measurements

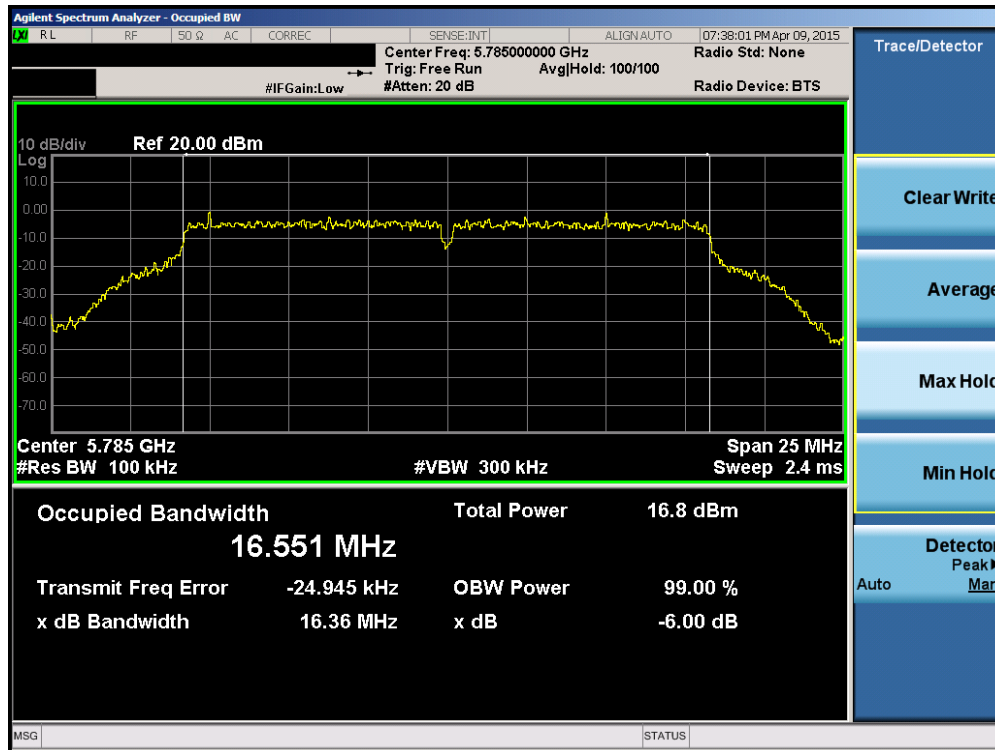
	Frequency [MHz]	Channel No.	802.11 Mode	Data Rate [Mbps]	Measured 6dB Bandwidth [MHz]
Band 3	5745	149	a	6	16.35
	5785	157	a	6	16.36
	5825	165	a	6	16.35
	5745	149	n (20MHz)	6.5/7.2 (MCS0)	16.35
	5785	157	n (20MHz)	6.5/7.2 (MCS0)	16.36
	5825	165	n (20MHz)	6.5/7.2 (MCS0)	16.35
	5755	151	n (40MHz)	13.5/15 (MCS0)	36.34
	5795	159	n (40MHz)	13.5/15 (MCS0)	36.31
	5775	155	ac (80MHz)	29.3/32.5 (MCS0)	75.57

Table 6-5. Conducted Bandwidth Measurements

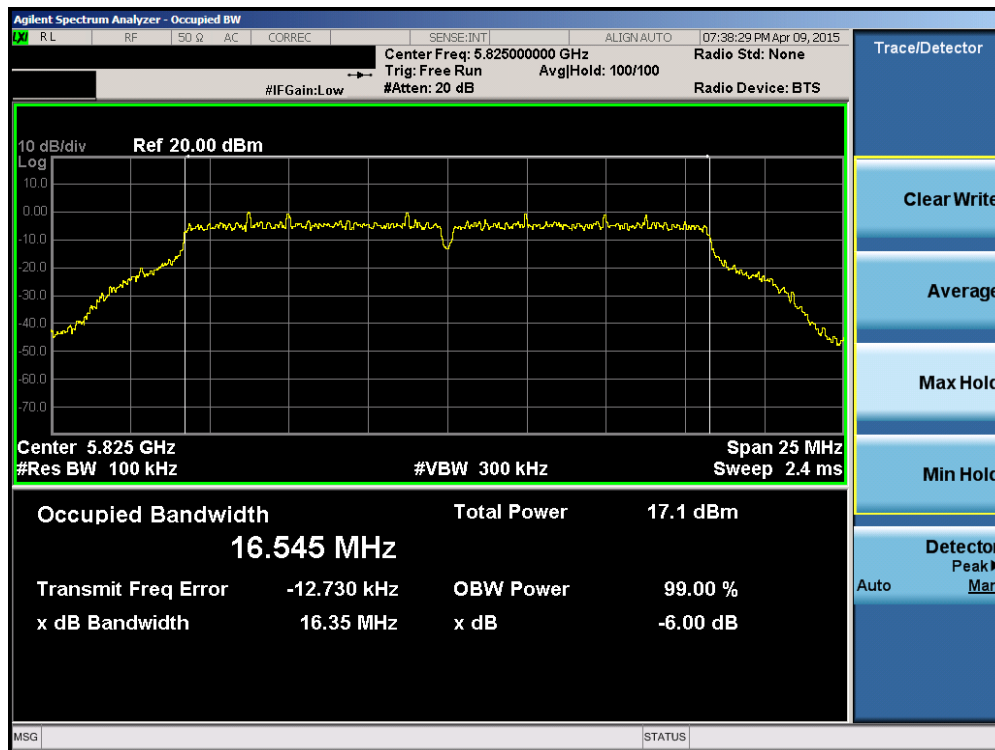


Plot 6-68. 6dB Bandwidth Plot (802.11a (UNII Band 3) – Ch. 149)

FCC ID: A3LSMG890A		FCC Pt. 15.407 802.11a/n/ac UNII MEASUREMENT REPORT (CERTIFICATION)		Reviewed by: Quality Manager
Test Report S/N: 0Y1504030661.A3L	Test Dates: 4/3 - 4/17/15	EUT Type: Portable Handset		Page 51 of 214

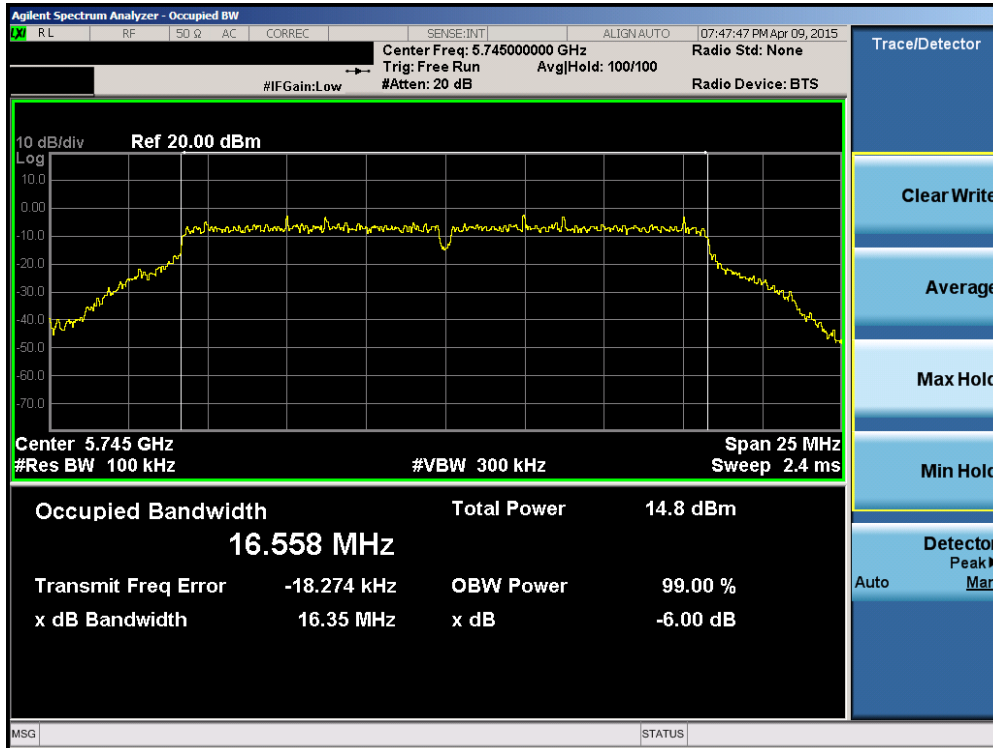


Plot 6-69. 6dB Bandwidth Plot (802.11a (UNII Band 3) – Ch. 157)

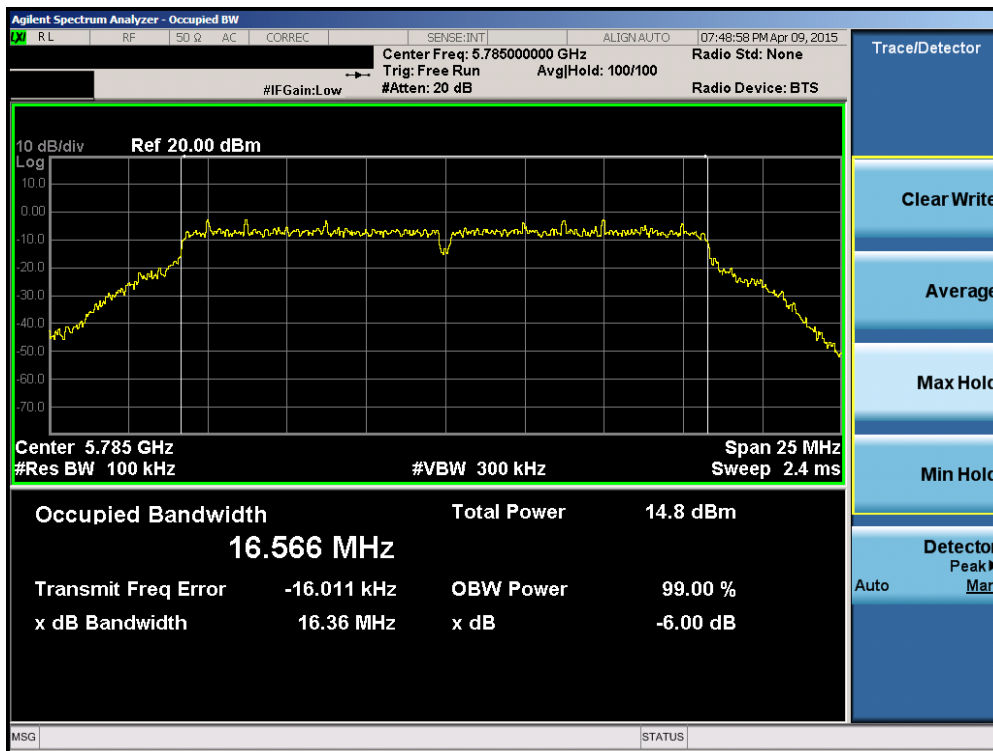


Plot 6-70. 6dB Bandwidth Plot (802.11a (UNII Band 3) – Ch. 165)

FCC ID: A3LSMG890A		FCC Pt. 15.407 802.11a/n/ac UNII MEASUREMENT REPORT (CERTIFICATION)		Reviewed by: Quality Manager
Test Report S/N: 0Y1504030661.A3L	Test Dates: 4/3 - 4/17/15	EUT Type: Portable Handset		Page 52 of 214

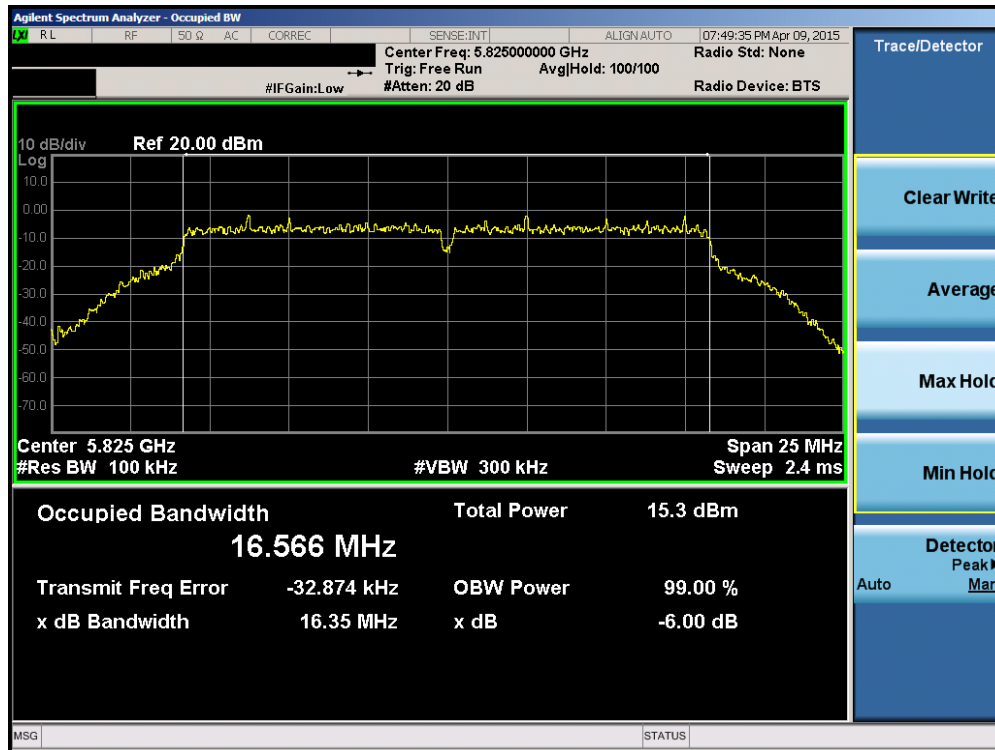


Plot 6-71. 6dB Bandwidth Plot (20MHz BW 802.11n (UNII Band 3) – Ch. 149)

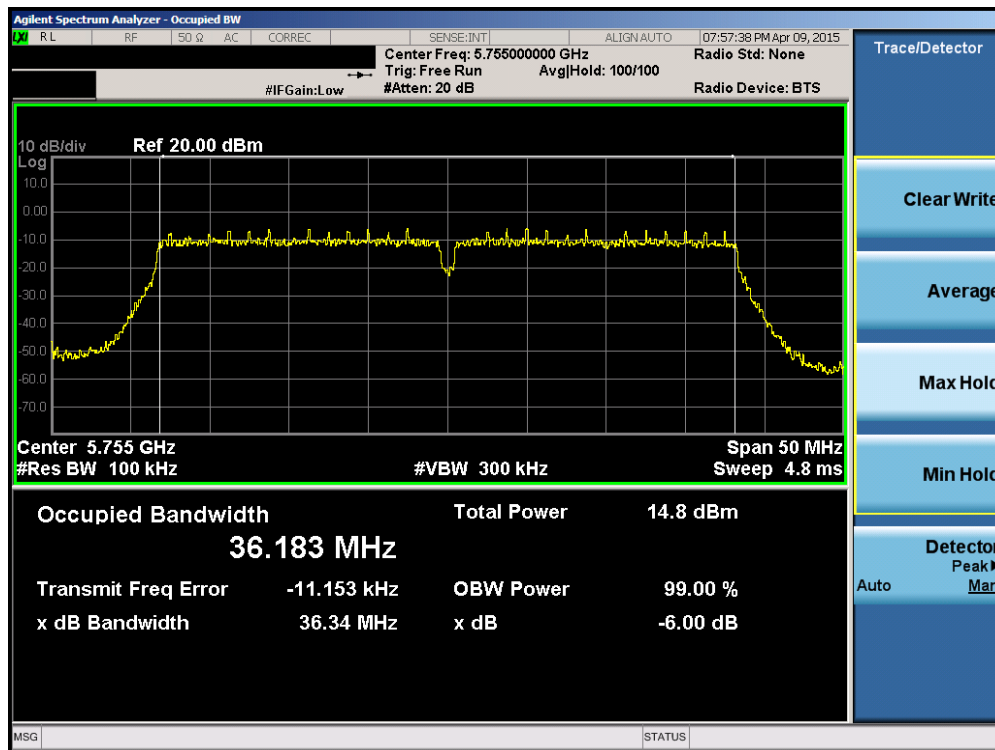


Plot 6-72. 6dB Bandwidth Plot (20MHz BW 802.11n (UNII Band 3) – Ch. 157)

FCC ID: A3LSMG890A		FCC Pt. 15.407 802.11a/n/ac UNII MEASUREMENT REPORT (CERTIFICATION)		Reviewed by: Quality Manager
Test Report S/N: 0Y1504030661.A3L	Test Dates: 4/3 - 4/17/15	EUT Type: Portable Handset		Page 53 of 214

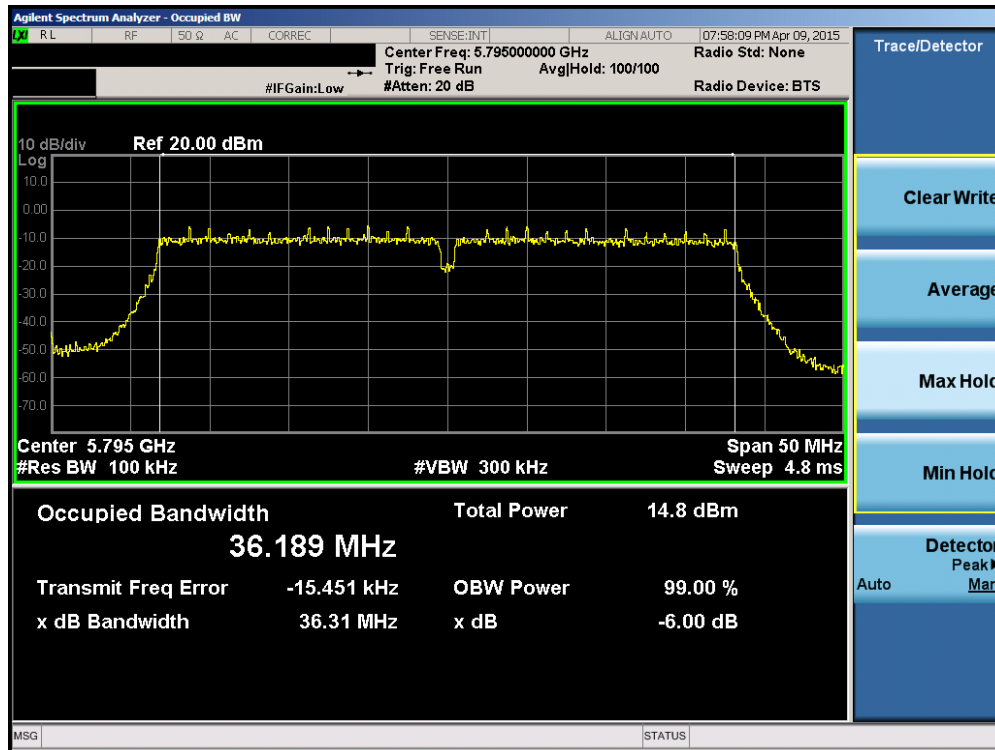


Plot 6-73. 6dB Bandwidth Plot (20MHz BW 802.11n (UNII Band 3) – Ch. 165)

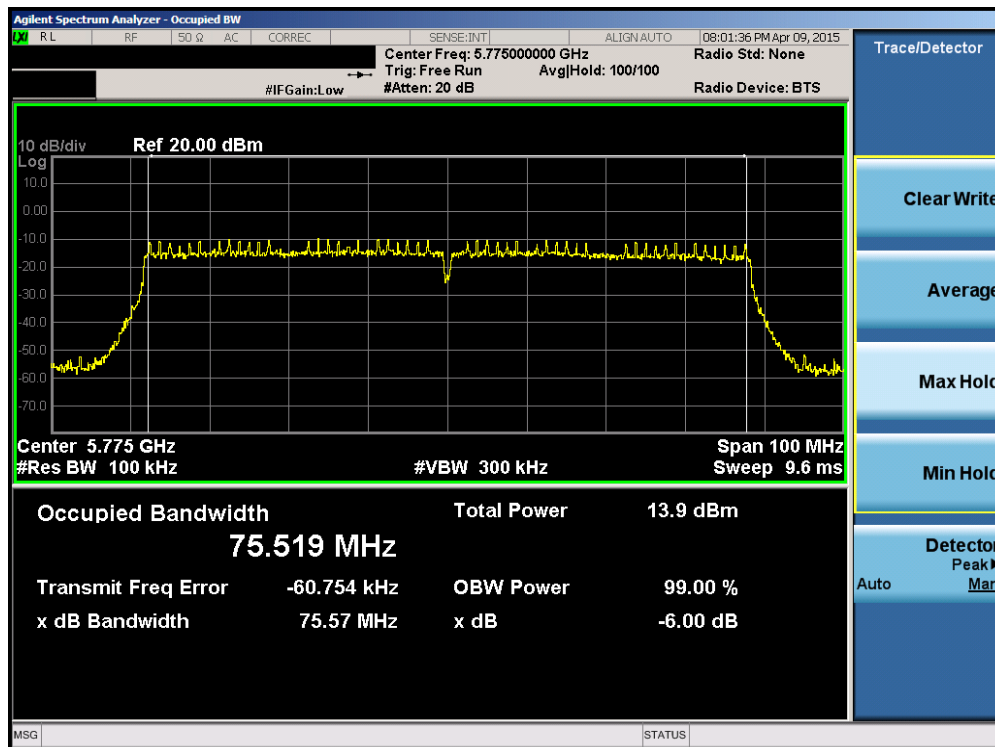


Plot 6-74. 6dB Bandwidth Plot (40MHz BW 802.11n (UNII Band 3) – Ch. 151)

FCC ID: A3LSMG890A		FCC Pt. 15.407 802.11a/n/ac UNII MEASUREMENT REPORT (CERTIFICATION)		Reviewed by: Quality Manager
Test Report S/N: 0Y1504030661.A3L	Test Dates: 4/3 - 4/17/15	EUT Type: Portable Handset		Page 54 of 214



Plot 6-75. 6dB Bandwidth Plot (40MHz BW 802.11n (UNII Band 3) – Ch. 159)



Plot 6-76. 6dB Bandwidth Plot (80MHz BW 802.11ac (UNII Band 3) – Ch. 155)

FCC ID: A3LSMG890A		FCC Pt. 15.407 802.11a/n/ac UNII MEASUREMENT REPORT (CERTIFICATION)		Reviewed by: Quality Manager
Test Report S/N: 0Y1504030661.A3L	Test Dates: 4/3 - 4/17/15	EUT Type: Portable Handset		Page 55 of 214

6.4 UNII Output Power Measurement – 802.11a/n/ac §15.407 (a.1)

Test Overview and Limits

A transmitter antenna terminal of the EUT is connected to the input of an RF pulse power sensor. Measurement is made using a broadband average power meter while the EUT is operating at its maximum duty cycle, at its maximum power control level, as defined in KDB 789033 D02 v01, and at the appropriate frequencies.

In the 5.15 – 5.25GHz band, the maximum permissible conducted output power is 250mW (23.98dBm).

In the 5.25 – 5.35GHz band, the maximum permissible conducted output power is the lesser of 250mW (23.98dBm) and $11 \text{ dBm} + 10\log_{10}(26\text{dB BW}) = 11 \text{ dBm} + 10\log_{10}(21.48) = 24.32\text{dBm}$.

In the 5.47 – 5.725GHz band, the maximum permissible conducted output power is the lesser of 250mW (23.98dBm) and $11 \text{ dBm} + 10\log_{10}(26\text{dB BW}) = 11 \text{ dBm} + 10\log_{10}(21.28) = 24.28\text{dBm}$.

In the 5.725 – 5.850GHz band, the maximum permissible conducted output power is 1W (30dBm).

Test Procedure Used

KDB 789033 D02 v01 – Section E)3)b) Method PM-G
KDB 662911 v02r01 – Section E)1) Measure-and-Sum Technique

Test Settings

Average power measurements were performed only when the EUT was transmitting at its maximum power control level using a broadband power meter with a pulse sensor. The power meter implemented triggering and gating capabilities which were set up such that power measurements were recorded only during the ON time of the transmitter. The trace was averaged over 100 traces to obtain the final measured average power.

Test Setup

The EUT and measurement equipment were set up as shown in the diagram below.

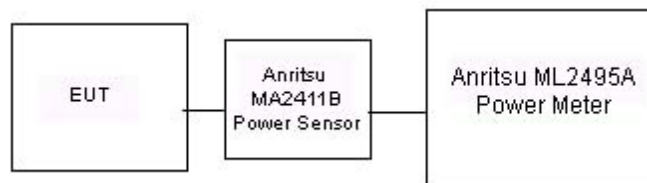




Figure 6-3. Test Instrument & Measurement Setup

Test Notes

None

FCC ID: A3LSMG890A		FCC Pt. 15.407 802.11a/n/ac UNII MEASUREMENT REPORT (CERTIFICATION)		Reviewed by: Quality Manager
Test Report S/N: 0Y1504030661.A3L	Test Dates: 4/3 - 4/17/15	EUT Type: Portable Handset	Page 56 of 214	



Antenna-1 Conducted Output Power Measurements

Freq [MHz]	Channel	Detector	5GHz (20MHz) Conducted Power [dBm]		
			IEEE Transmission Mode		
			802.11a	802.11n	802.11ac
5180	36	AVG	14.38	13.45	13.38
5200	40	AVG	14.41	13.42	13.49
5220	44	AVG	14.31	13.40	13.41
5240	48	AVG	14.34	13.31	13.35
5260	52	AVG	14.39	13.43	13.41
5280	56	AVG	14.29	13.25	13.38
5300	60	AVG	14.15	13.38	13.29
5320	64	AVG	14.08	13.17	13.32
5500	100	AVG	14.14	13.34	13.46
5580	116	AVG	14.30	13.21	13.26
5660	132	AVG	14.42	13.33	13.39
5720	144	AVG	14.48	13.23	13.42
5745	149	AVG	14.30	13.27	13.35
5785	157	AVG	14.41	13.33	13.49
5825	165	AVG	14.40	13.45	13.48

Table 6-6. 20MHz BW (UNII) Maximum Conducted Output Power



Freq [MHz]	Channel	Detector	5GHz (40MHz) Conducted Power [dBm]	
			IEEE Transmission Mode	
			802.11n	802.11ac
5190	38	AVG	12.06	11.90
5230	46	AVG	11.76	11.78
5270	54	AVG	11.96	11.91
5310	62	AVG	11.84	11.79
5510	102	AVG	11.97	11.82
5550	110	AVG	12.03	12.04
5670	134	AVG	11.94	11.81
5710	142	AVG	12.05	12.01
5755	151	AVG	12.33	12.23
5795	159	AVG	12.41	12.47

Table 6-7. 40MHz BW (UNII) Maximum Conducted Output Power

FCC ID: A3LSMG890A		FCC Pt. 15.407 802.11a/n/ac UNII MEASUREMENT REPORT (CERTIFICATION)		Reviewed by: Quality Manager
Test Report S/N: 0Y1504030661.A3L	Test Dates: 4/3 - 4/17/15	EUT Type: Portable Handset	Page 57 of 214	

5GHz (80MHz) Conducted Power [dBm]			
Freq [MHz]	Channel	Detector	IEEE Transmission Mode
			802.11ac
5210	42	AVG	11.31
5290	58	AVG	11.44
5530	106	AVG	11.34
5690	138	AVG	11.17
5775	155	AVG	11.40

Table 6-8. 80MHz BW (UNII) Maximum Conducted Output Power

FCC ID: A3LSMG890A		FCC Pt. 15.407 802.11a/n/ac UNII MEASUREMENT REPORT (CERTIFICATION)		Reviewed by: Quality Manager
Test Report S/N: 0Y1504030661.A3L	Test Dates: 4/3 - 4/17/15	EUT Type: Portable Handset		Page 58 of 214



Antenna-2 Conducted Output Power Measurements

Freq [MHz]	Channel	Detector	5GHz (20MHz) Conducted Power [dBm]		
			IEEE Transmission Mode		
			802.11a	802.11n	802.11ac
5180	36	AVG	13.96	12.91	13.10
5200	40	AVG	13.99	12.85	12.92
5220	44	AVG	13.72	12.80	12.91
5240	48	AVG	13.69	12.79	12.85
5260	52	AVG	14.02	13.10	13.03
5280	56	AVG	13.79	12.94	13.11
5300	60	AVG	13.90	12.85	12.87
5320	64	AVG	13.76	12.71	12.94
5500	100	AVG	13.79	13.04	13.17
5580	116	AVG	13.77	12.91	12.82
5660	132	AVG	13.72	13.48	13.38
5720	144	AVG	14.46	13.43	13.45
5745	149	AVG	14.44	13.47	13.40
5785	157	AVG	14.47	13.17	13.42
5825	165	AVG	14.26	13.41	13.12

Table 6-9. 20MHz BW (UNII) Maximum Conducted Output Power



Freq [MHz]	Channel	Detector	5GHz (40MHz) Conducted Power [dBm]	
			IEEE Transmission Mode	
			802.11n	802.11ac
5190	38	AVG	12.37	12.36
5230	46	AVG	12.40	12.44
5270	54	AVG	12.46	12.40
5310	62	AVG	12.43	12.22
5510	102	AVG	12.22	12.36
5550	110	AVG	12.47	12.36
5670	134	AVG	11.98	12.13
5710	142	AVG	12.13	12.20
5755	151	AVG	12.03	11.82
5795	159	AVG	11.84	11.98

Table 6-10. 40MHz BW (UNII) Maximum Conducted Output Power

FCC ID: A3LSMG890A		FCC Pt. 15.407 802.11a/n/ac UNII MEASUREMENT REPORT (CERTIFICATION)		Reviewed by: Quality Manager
Test Report S/N: 0Y1504030661.A3L	Test Dates: 4/3 - 4/17/15	EUT Type: Portable Handset	Page 59 of 214	

5GHz (80MHz) Conducted Power [dBm]			
Freq [MHz]	Channel	Detector	IEEE Transmission Mode
			802.11ac
5210	42	AVG	10.83
5290	58	AVG	10.86
5530	106	AVG	11.01
5690	138	AVG	11.41
5775	155	AVG	11.25



Table 6-11. 80MHz BW (UNII) Maximum Conducted Output Power

FCC ID: A3LSMG890A		FCC Pt. 15.407 802.11a/n/ac UNII MEASUREMENT REPORT (CERTIFICATION)		Reviewed by: Quality Manager
Test Report S/N: 0Y1504030661.A3L	Test Dates: 4/3 - 4/17/15	EUT Type: Portable Handset		Page 60 of 214

MIMO Maximum Conducted Output Power Measurements

Freq [MHz]	Channel	Detector	5GHz (20MHz) Conducted Power [dBm]		
			IEEE Transmission Mode		
			ANT1	ANT2	MIMO
5180	36	AVG	13.45	12.91	16.20
5200	40	AVG	13.42	12.85	16.15
5220	44	AVG	13.40	12.80	16.12
5240	48	AVG	13.31	12.79	16.07
5260	52	AVG	13.43	13.10	16.28
5280	56	AVG	13.25	12.94	16.11
5300	60	AVG	13.38	12.85	16.13
5320	64	AVG	13.17	12.71	15.96
5500	100	AVG	13.34	13.04	16.20
5580	116	AVG	13.21	12.91	16.07
5660	132	AVG	13.33	13.48	16.42
5720	144	AVG	13.23	13.43	16.34
5745	149	AVG	13.27	13.47	16.38
5785	157	AVG	13.33	13.17	16.26
5825	165	AVG	13.45	13.41	16.44

Table 6-12. MIMO 20MHz BW 802.11n (UNII) Maximum Conducted Output Power



FCC ID: A3LSMG890A		FCC Pt. 15.407 802.11a/n/ac UNII MEASUREMENT REPORT (CERTIFICATION)		Reviewed by: Quality Manager
Test Report S/N: 0Y1504030661.A3L	Test Dates: 4/3 - 4/17/15	EUT Type: Portable Handset	Page 61 of 214	

Freq [MHz]	Channel	Detector	5GHz (20MHz) Conducted Power [dBm]		
			IEEE Transmission Mode		
			ANT1	ANT2	MIMO
5180	36	AVG	13.38	13.10	16.25
5200	40	AVG	13.49	12.92	16.22
5220	44	AVG	13.41	12.91	16.18
5240	48	AVG	13.35	12.85	16.12
5260	52	AVG	13.41	13.03	16.23
5280	56	AVG	13.38	13.11	16.26
5300	60	AVG	13.29	12.87	16.10
5320	64	AVG	13.32	12.94	16.14
5500	100	AVG	13.46	13.17	16.33
5580	116	AVG	13.26	12.82	16.06
5660	132	AVG	13.39	13.38	16.40
5720	144	AVG	13.42	13.45	16.45
5745	149	AVG	13.35	13.40	16.39
5785	157	AVG	13.49	13.42	16.47
5825	165	AVG	13.48	13.12	16.31

Table 6-13. MIMO 20MHz BW 802.11ac (UNII) Maximum Conducted Output Power

Freq [MHz]	Channel	Detector	5GHz (40MHz) Conducted Power [dBm]		
			IEEE Transmission Mode		
			ANT1	ANT2	MIMO
5190	38	AVG	12.06	12.37	15.23
5230	46	AVG	11.76	12.40	15.10
5270	54	AVG	11.96	12.46	15.23
5310	62	AVG	11.84	12.43	15.16
5510	102	AVG	11.97	12.22	15.11
5550	110	AVG	12.03	12.47	15.27
5670	134	AVG	11.94	11.98	14.97
5710	142	AVG	12.05	12.13	15.10
5755	151	AVG	12.33	12.03	15.19
5795	159	AVG	12.41	11.84	15.14

Table 6-14. MIMO 40MHz BW 802.11n (UNII) Maximum Conducted Output Power

FCC ID: A3LSMG890A		FCC Pt. 15.407 802.11a/n/ac UNII MEASUREMENT REPORT (CERTIFICATION)		Reviewed by: Quality Manager
Test Report S/N: 0Y1504030661.A3L	Test Dates: 4/3 - 4/17/15	EUT Type: Portable Handset	Page 62 of 214	

Freq [MHz]	Channel	Detector	5GHz (40MHz) Conducted Power [dBm]		
			IEEE Transmission Mode		
			ANT1	ANT2	MIMO
5190	38	AVG	11.90	12.36	15.15
5230	46	AVG	11.78	12.44	15.13
5270	54	AVG	11.91	12.40	15.17
5310	62	AVG	11.79	12.22	15.02
5510	102	AVG	11.82	12.36	15.11
5550	110	AVG	12.04	12.36	15.21
5670	134	AVG	11.81	12.13	14.98
5710	142	AVG	12.01	12.20	15.12
5755	151	AVG	12.23	11.82	15.04
5795	159	AVG	12.47	11.98	15.24

Table 6-15. MIMO 40MHz BW 802.11ac (UNII) Maximum Conducted Output Power

5GHz (80MHz) Conducted Power [dBm]					
Freq [MHz]	Channel	Detector	IEEE Transmission Mode		
			ANT1	ANT2	MIMO
5210	42	AVG	11.31	10.83	14.09
5290	58	AVG	11.44	10.86	14.17
5530	106	AVG	11.34	11.01	14.19
5690	138	AVG	11.17	11.41	14.30
5775	155	AVG	11.40	11.25	14.34

Table 6-16. MIMO 80MHz BW 802.11ac (UNII) Maximum Conducted Output Power

Note:



Per KDB 662911 v02r01 Section E)1), the conducted powers at Antenna 1 and Antenna 2 were first measured separately during MIMO transmission as shown in the section above. The measured values were then summed in linear power units then converted back to dBm.

Sample MIMO Calculation:

At 5180MHz the average conducted output power was measured to be 13.45 dBm for Antenna-1 and 12.91 dBm for Antenna-2.

$$\text{Antenna 1} + \text{Antenna 2} = \text{MIMO}$$

$$(13.45 \text{ dBm} + 12.91 \text{ dBm}) = (22.13 \text{ mW} + 19.54 \text{ mW}) = 41.67 \text{ mW} = 16.20 \text{ dBm}$$

FCC ID: A3LSMG890A		FCC Pt. 15.407 802.11a/n/ac UNII MEASUREMENT REPORT (CERTIFICATION)		Reviewed by: Quality Manager
Test Report S/N: 0Y1504030661.A3L	Test Dates: 4/3 - 4/17/15	EUT Type: Portable Handset	Page 63 of 214	

6.5 Maximum Power Spectral Density – 802.11a/n/ac §15.407(a.1)(2.5)

Test Overview and Limit

The spectrum analyzer was connected to the antenna terminal while the EUT was operating at its maximum duty cycle, at its maximum power control level, as defined in KDB 789033 D02 v01, and at the appropriate frequencies. Method SA-1, as defined in KDB 789033 D02 v01, was used to measure the power spectral density.

In the 5.15 – 5.25GHz, 5.25 – 5.35GHz, 5.47 – 5.725GHz bands, the maximum permissible power spectral density is 11dBm/MHz.

In the 5.725 – 5.850GHz band, the maximum permissible power spectral density is 30dBm/500kHz.

Test Procedure Used

KDB 789033 D02 v01 – Section F
KDB 662911 v02r01 – Section E)2) Measure-and-Sum Technique

Test Settings

1. Analyzer was set to the center frequency of the UNII channel under investigation
2. Span was set to encompass the entire emission bandwidth of the signal
3. RBW = 1MHz
4. VBW = 3MHz
5. Number of sweep points $\geq 2 \times$ (span/RBW)
6. Sweep time = auto
7. Detector = power averaging (RMS)
8. Trigger was set to free run for all modes
9. Trace was averaged over 100 sweeps
10. The peak search function of the spectrum analyzer was used to find the peak of the spectrum.

Test Setup

The EUT and measurement equipment were set up as shown in the diagram below.






Figure 6-4. Test Instrument & Measurement Setup

Test Notes



None

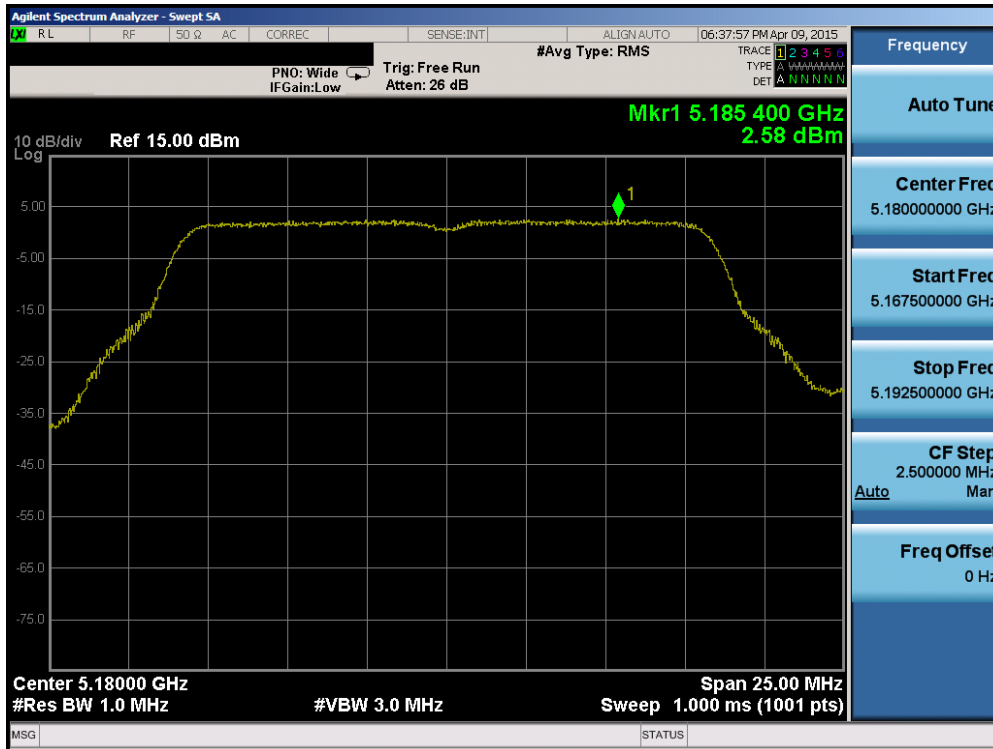
FCC ID: A3LSMG890A		FCC Pt. 15.407 802.11a/n/ac UNII MEASUREMENT REPORT (CERTIFICATION)		Reviewed by: Quality Manager
Test Report S/N: 0Y1504030661.A3L	Test Dates: 4/3 - 4/17/15	EUT Type: Portable Handset	Page 64 of 214	

Antenna-1 Power Spectral Density Measurements

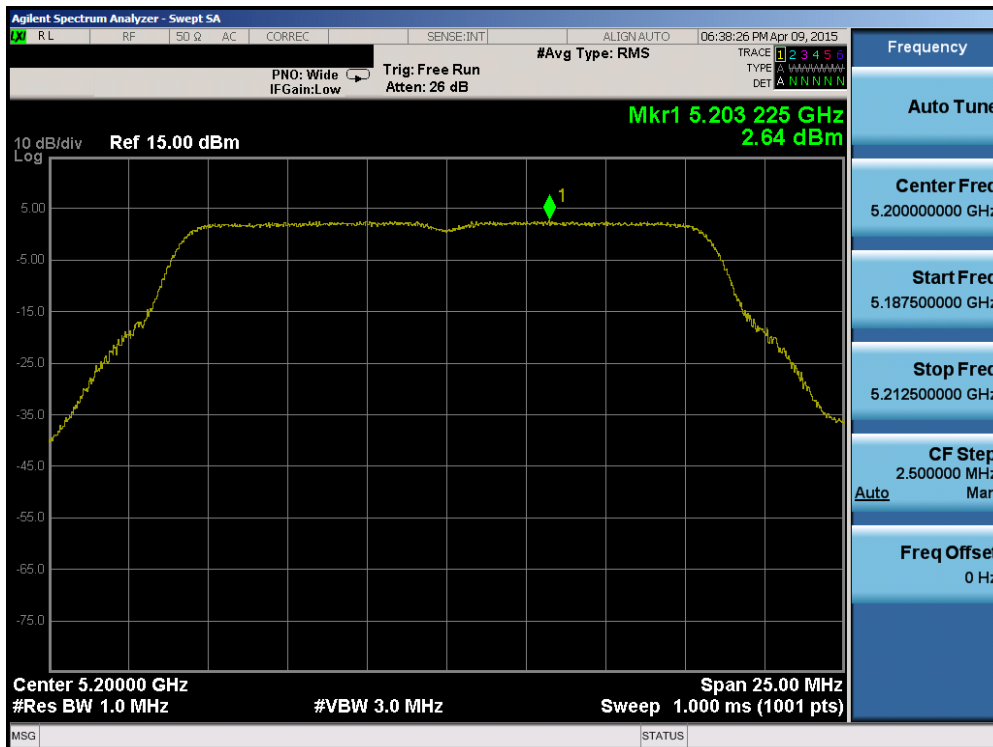
	Frequency [MHz]	Channel No.	802.11 Mode	Data Rate [Mbps]	Measured Power Density [dBm]	Max Permissible Power Density [dBm/MHz]	Margin [dB]	Pass / Fail
Band 1	5180	36	a	6	2.58	11.0	-8.42	Pass
	5200	40	a	6	2.64	11.0	-8.36	Pass
	5240	48	a	6	2.57	11.0	-8.43	Pass
	5180	36	n (20MHz)	6.5/7.2 (MCS0)	1.44	11.0	-9.57	Pass
	5200	40	n (20MHz)	6.5/7.2 (MCS0)	1.28	11.0	-9.72	Pass
	5240	48	n (20MHz)	6.5/7.2 (MCS0)	1.33	11.0	-9.67	Pass
	5190	38	n (40MHz)	13.5/15 (MCS0)	-3.36	11.0	-14.36	Pass
	5230	46	n (40MHz)	13.5/15 (MCS0)	-3.17	11.0	-14.17	Pass
	5210	42	ac (80MHz)	29.3/32.5 (MCS0)	-6.53	11.0	-17.53	Pass
Band 2A	5260	52	a	6	2.34	11.0	-8.66	Pass
	5280	56	a	6	2.27	11.0	-8.73	Pass
	5320	64	a	6	2.51	11.0	-8.49	Pass
	5260	52	n (20MHz)	6.5/7.2 (MCS0)	1.07	11.0	-9.93	Pass
	5280	56	n (20MHz)	6.5/7.2 (MCS0)	1.14	11.0	-9.86	Pass
	5320	64	n (20MHz)	6.5/7.2 (MCS0)	1.42	11.0	-9.58	Pass
	5270	54	n (40MHz)	13.5/15 (MCS0)	-3.12	11.0	-14.12	Pass
	5310	62	n (40MHz)	13.5/15 (MCS0)	-3.15	11.0	-14.15	Pass
	5290	58	ac (80MHz)	29.3/32.5 (MCS0)	-6.55	11.0	-17.55	Pass
Band 2C	5500	100	a	6	2.79	11.0	-8.21	Pass
	5580	116	a	6	2.62	11.0	-8.38	Pass
	5720	144	a	6	3.09	11.0	-7.91	Pass
	5500	100	n (20MHz)	6.5/7.2 (MCS0)	1.46	11.0	-9.54	Pass
	5580	116	n (20MHz)	6.5/7.2 (MCS0)	1.25	11.0	-9.75	Pass
	5720	144	n (20MHz)	6.5/7.2 (MCS0)	1.69	11.0	-9.31	Pass
	5510	102	n (40MHz)	13.5/15 (MCS0)	-2.81	11.0	-13.81	Pass
	5550	110	n (40MHz)	13.5/15 (MCS0)	-2.97	11.0	-13.97	Pass
	5710	142	n (40MHz)	13.5/15 (MCS0)	-2.73	11.0	-13.73	Pass
	5530	106	ac (80MHz)	29.3/32.5 (MCS0)	-6.86	11.0	-17.86	Pass
5690	138	ac (80MHz)	29.3/32.5 (MCS0)	-6.61	11.0	-17.61	Pass	

Table 6-17. Bands 1, 2A, 2C Conducted Power Spectral Density Measurements

FCC ID: A3LSMG890A		FCC Pt. 15.407 802.11a/n/ac UNII MEASUREMENT REPORT (CERTIFICATION)		Reviewed by: Quality Manager
Test Report S/N: 0Y1504030661.A3L	Test Dates: 4/3 - 4/17/15	EUT Type: Portable Handset	Page 65 of 214	

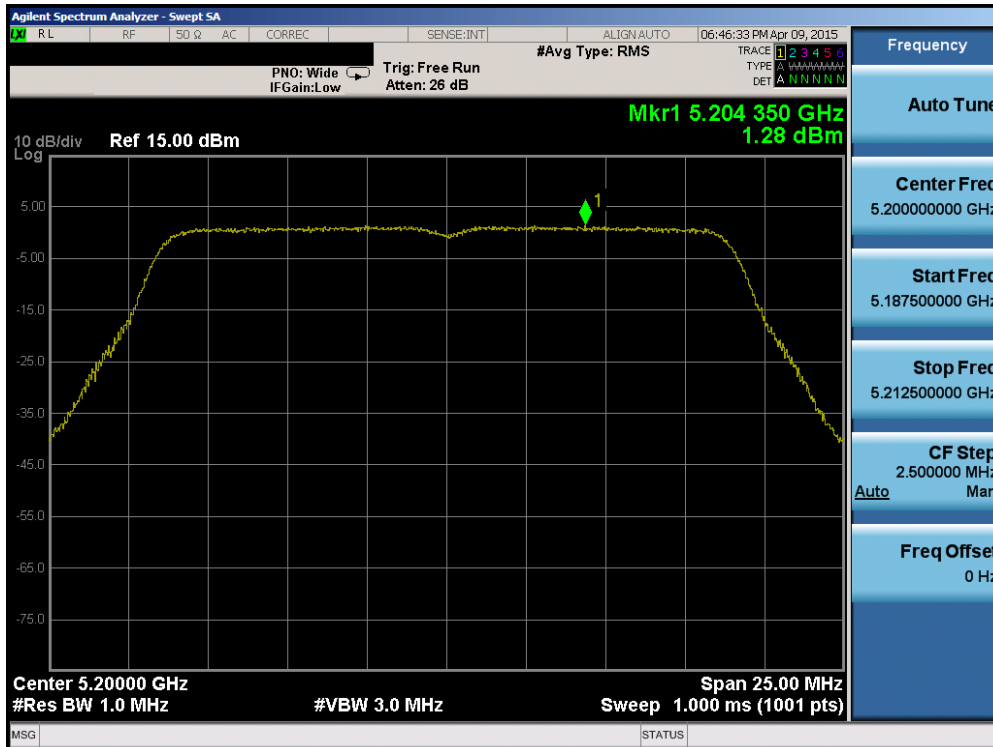


Plot 6-77. Power Spectral Density Plot (802.11a (UNII Band 1) – Ch. 36)

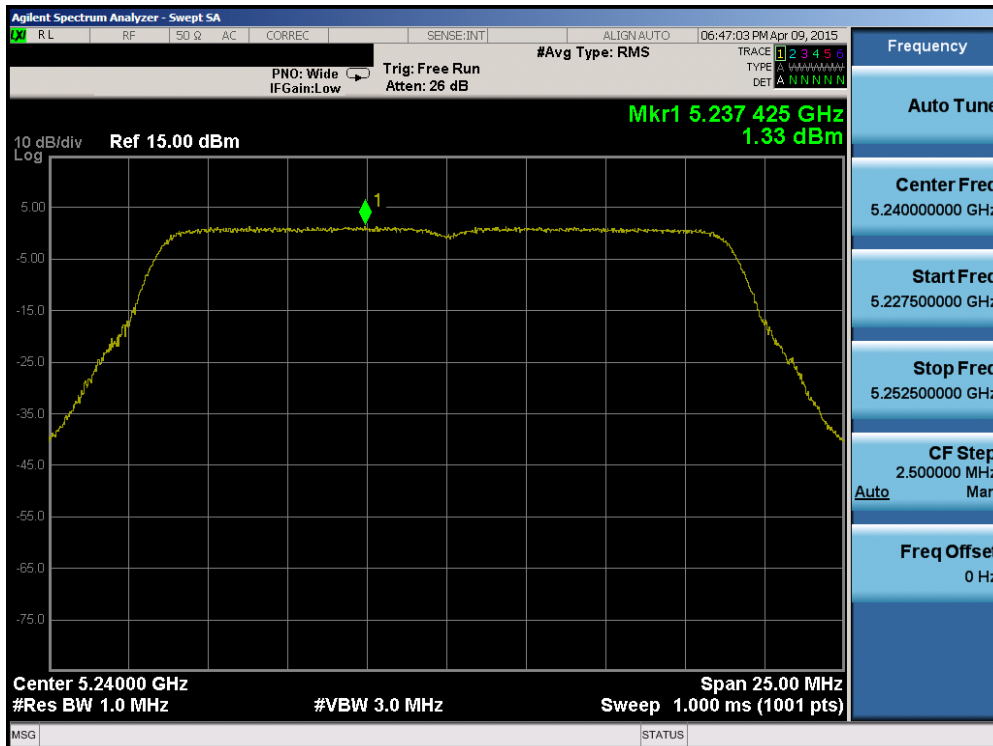


Plot 6-78. Power Spectral Density Plot (802.11a (UNII Band 1) – Ch. 40)

FCC ID: A3LSMG890A		FCC Pt. 15.407 802.11a/n/ac UNII MEASUREMENT REPORT (CERTIFICATION)		Reviewed by: Quality Manager
Test Report S/N: 0Y1504030661.A3L	Test Dates: 4/3 - 4/17/15	EUT Type: Portable Handset		Page 66 of 214

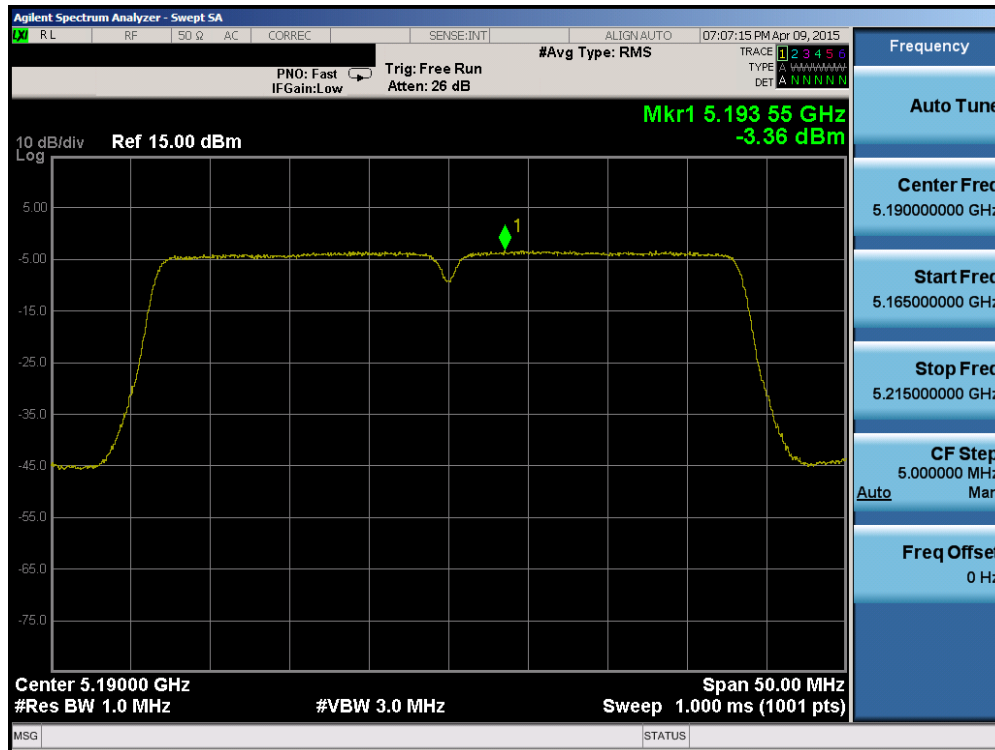


Plot 6-81. Power Spectral Density Plot (20MHz BW 802.11n (UNII Band 1) – Ch. 40)

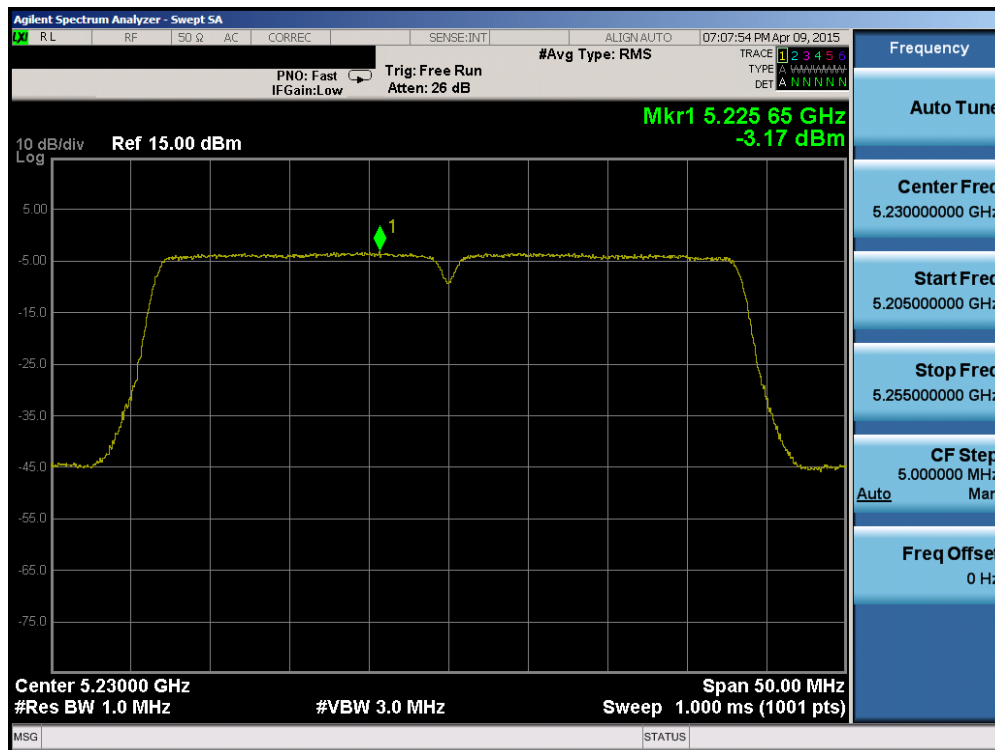


Plot 6-82. Power Spectral Density Plot (20MHz BW 802.11n (UNII Band 1) – Ch. 48)

FCC ID: A3LSMG890A		FCC Pt. 15.407 802.11a/n/ac UNII MEASUREMENT REPORT (CERTIFICATION)		Reviewed by: Quality Manager
Test Report S/N: 0Y1504030661.A3L	Test Dates: 4/3 - 4/17/15	EUT Type: Portable Handset		Page 68 of 214

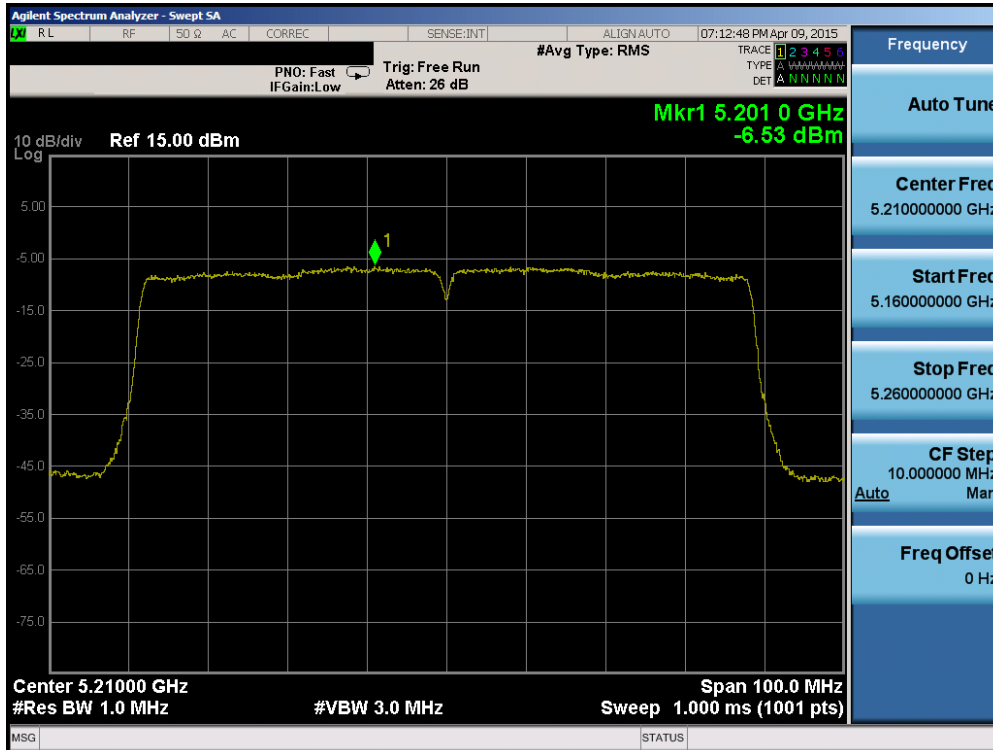


Plot 6-83. Power Spectral Density Plot (40MHz BW 802.11n (UNII Band 1) – Ch. 38)

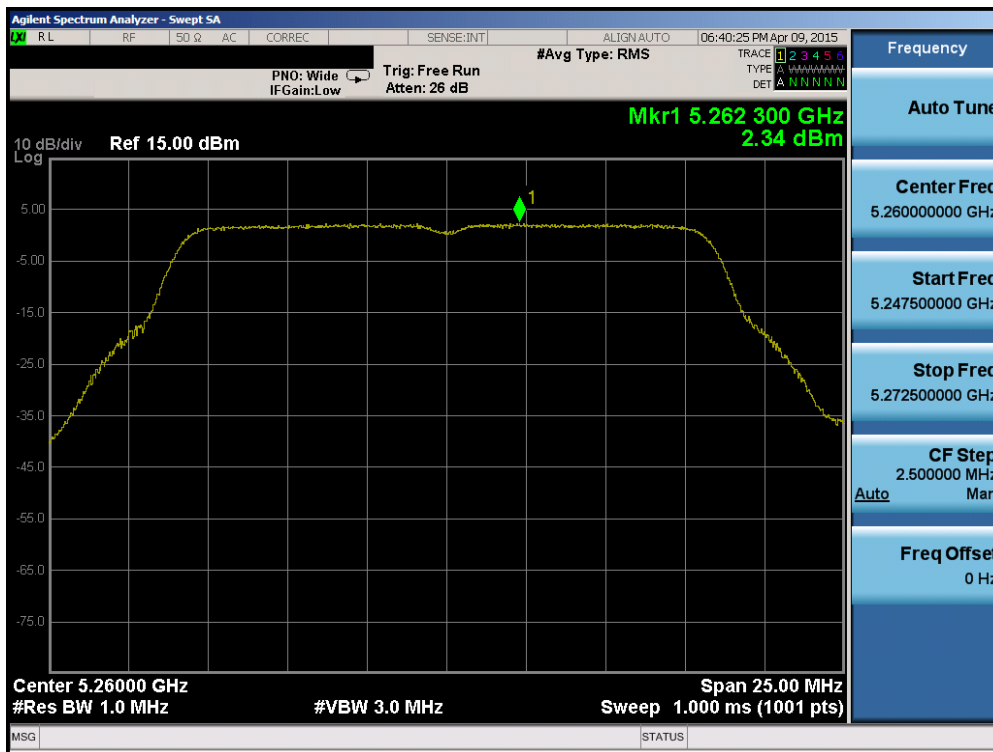


Plot 6-84. Power Spectral Density Plot (40MHz BW 802.11n (UNII Band 1) – Ch. 46)

FCC ID: A3LSMG890A		FCC Pt. 15.407 802.11a/n/ac UNII MEASUREMENT REPORT (CERTIFICATION)		Reviewed by: Quality Manager
Test Report S/N: 0Y1504030661.A3L	Test Dates: 4/3 - 4/17/15	EUT Type: Portable Handset		Page 69 of 214

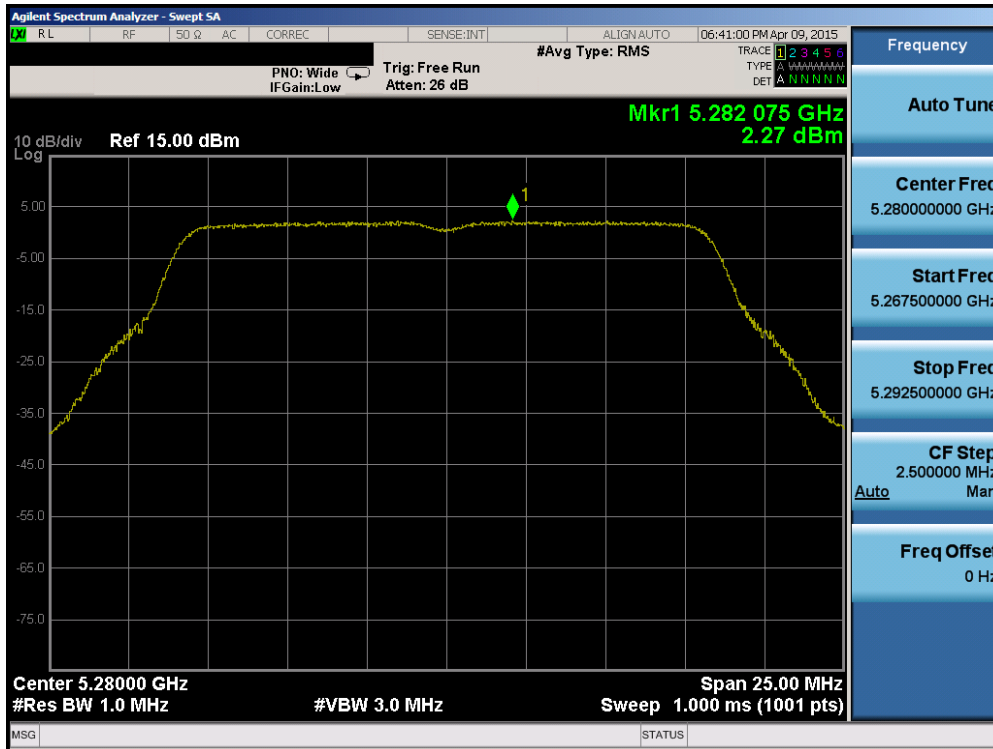


Plot 6-85. Power Spectral Density Plot (80MHz BW 802.11ac (UNII Band 1) – Ch. 42)

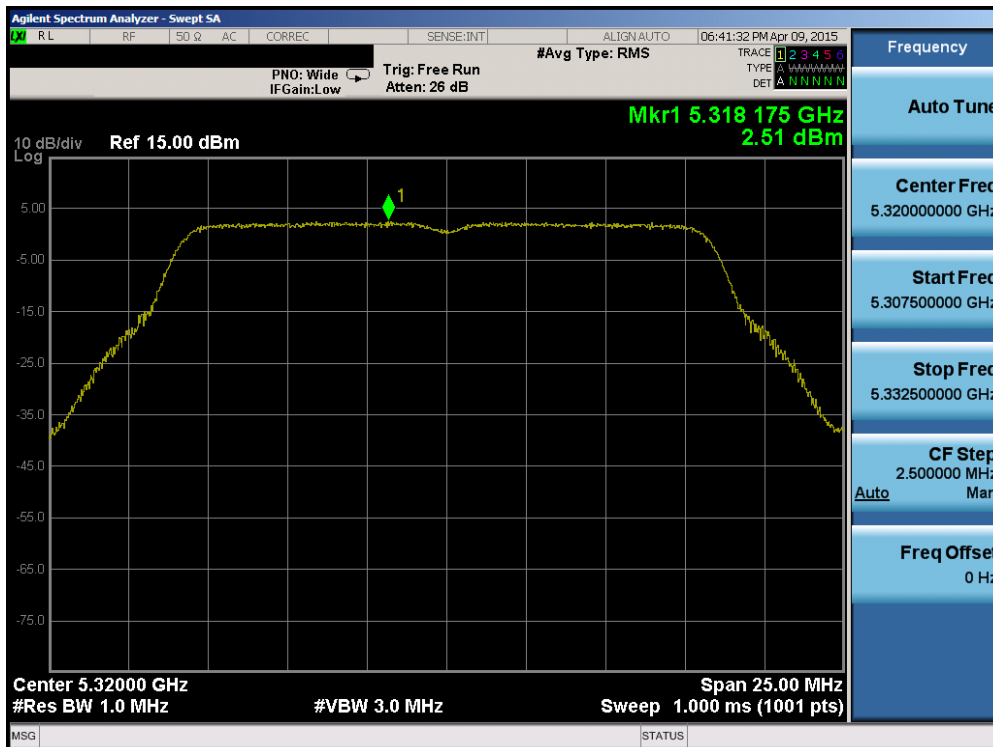


Plot 6-86. Power Spectral Density Plot (802.11a (UNII Band 2A) – Ch. 52)

FCC ID: A3LSMG890A	PCTEST ENGINEERING LABORATORY, INC.	FCC Pt. 15.407 802.11a/n/ac UNII MEASUREMENT REPORT (CERTIFICATION)	SAMSUNG	Reviewed by: Quality Manager
Test Report S/N: 0Y1504030661.A3L	Test Dates: 4/3 - 4/17/15	EUT Type: Portable Handset		Page 70 of 214

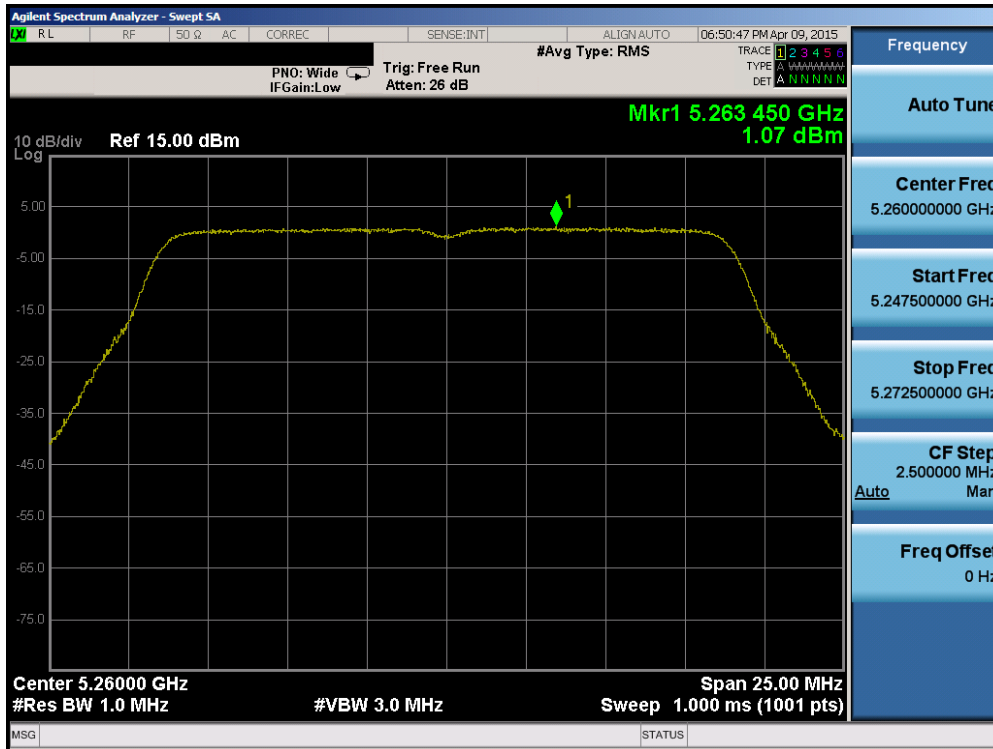


Plot 6-87. Power Spectral Density Plot (802.11a (UNII Band 2A) – Ch. 56)

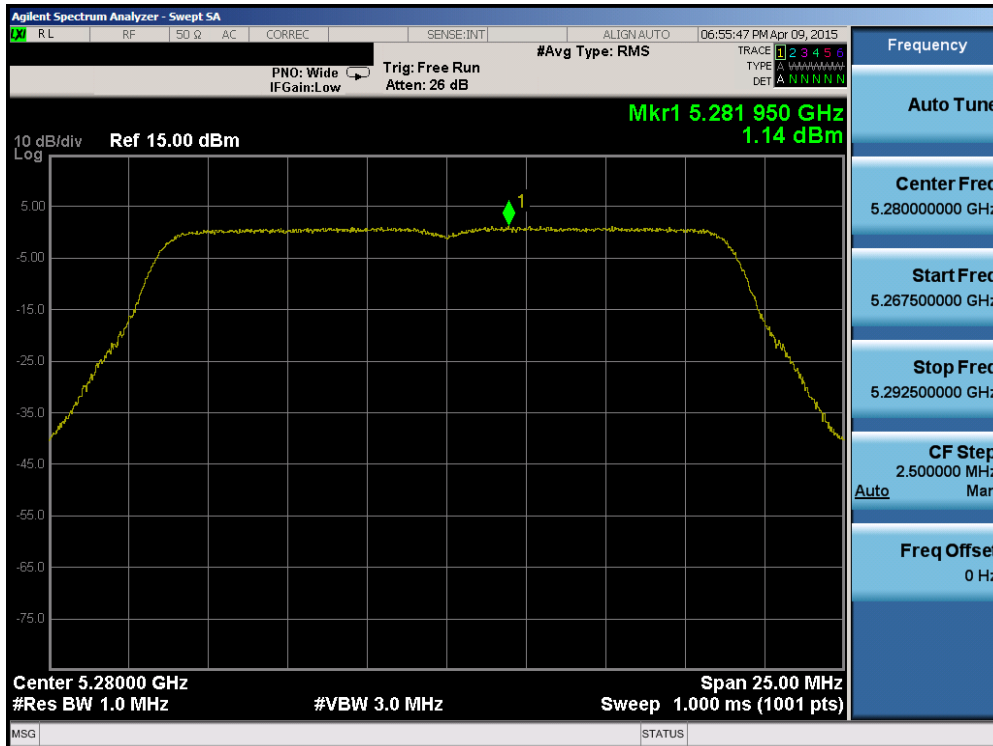


Plot 6-88. Power Spectral Density Plot (802.11a (UNII Band 2A) – Ch. 64)

FCC ID: A3LSMG890A		FCC Pt. 15.407 802.11a/n/ac UNII MEASUREMENT REPORT (CERTIFICATION)		Reviewed by: Quality Manager
Test Report S/N: 0Y1504030661.A3L	Test Dates: 4/3 - 4/17/15	EUT Type: Portable Handset		Page 71 of 214

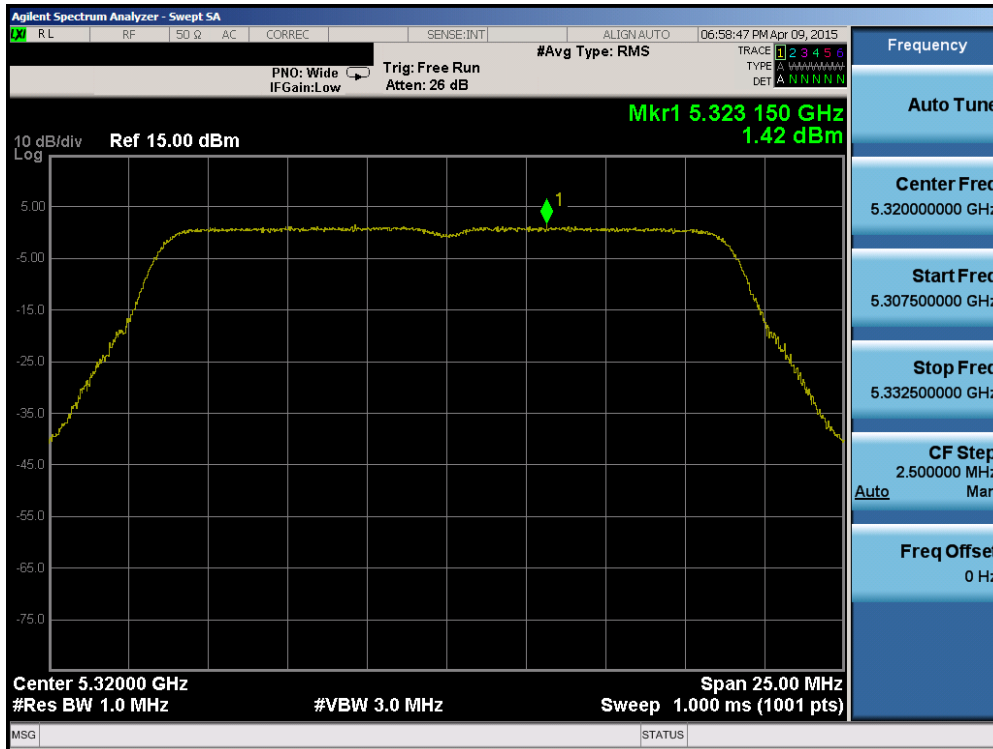


Plot 6-89. Power Spectral Density Plot (20MHz BW 802.11n (UNII Band 2A) – Ch. 52)

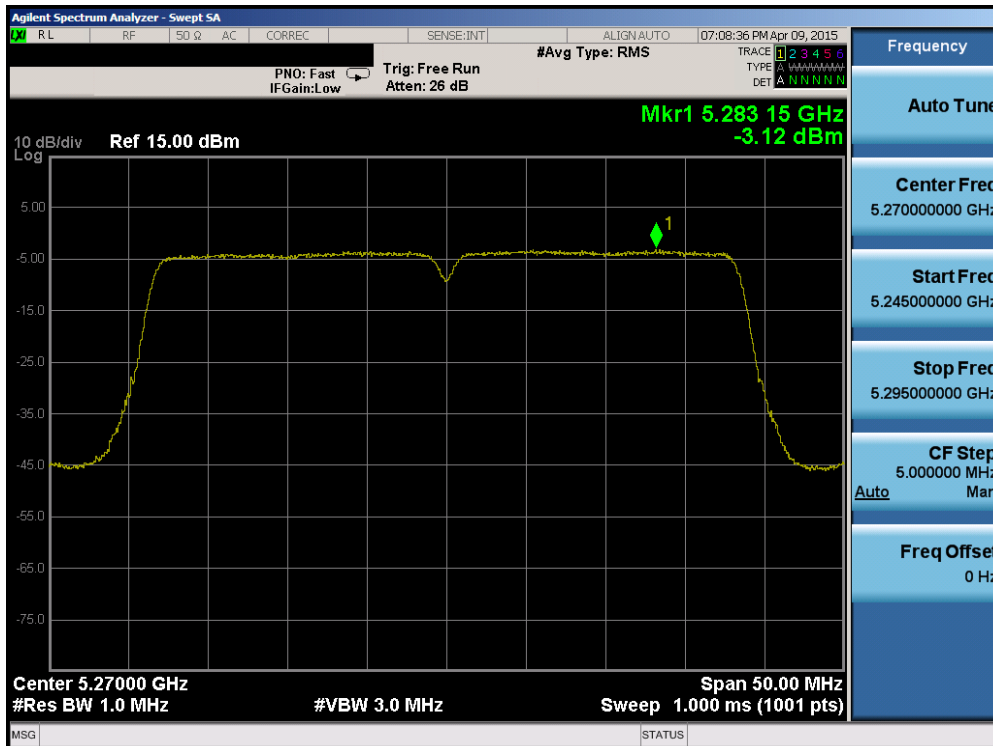


Plot 6-90. Power Spectral Density Plot (20MHz BW 802.11n (UNII Band 2A) – Ch. 56)

FCC ID: A3LSMG890A		FCC Pt. 15.407 802.11a/n/ac UNII MEASUREMENT REPORT (CERTIFICATION)		Reviewed by: Quality Manager
Test Report S/N: 0Y1504030661.A3L	Test Dates: 4/3 - 4/17/15	EUT Type: Portable Handset		Page 72 of 214

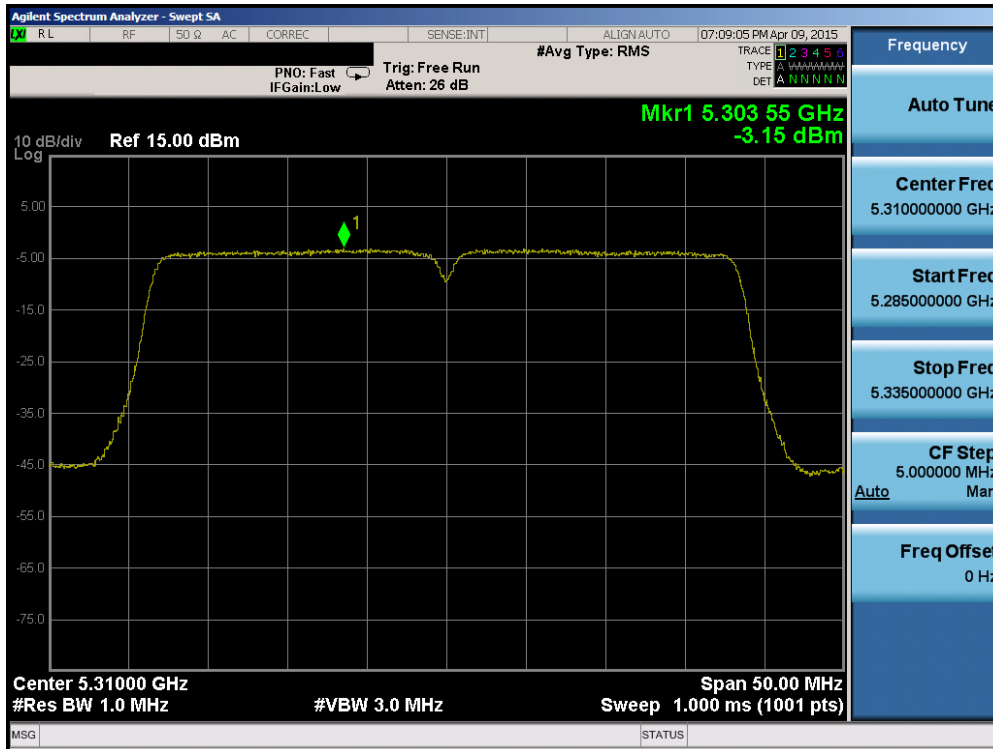


Plot 6-91. Power Spectral Density Plot (20MHz BW 802.11n (UNII Band 2A) – Ch. 64)

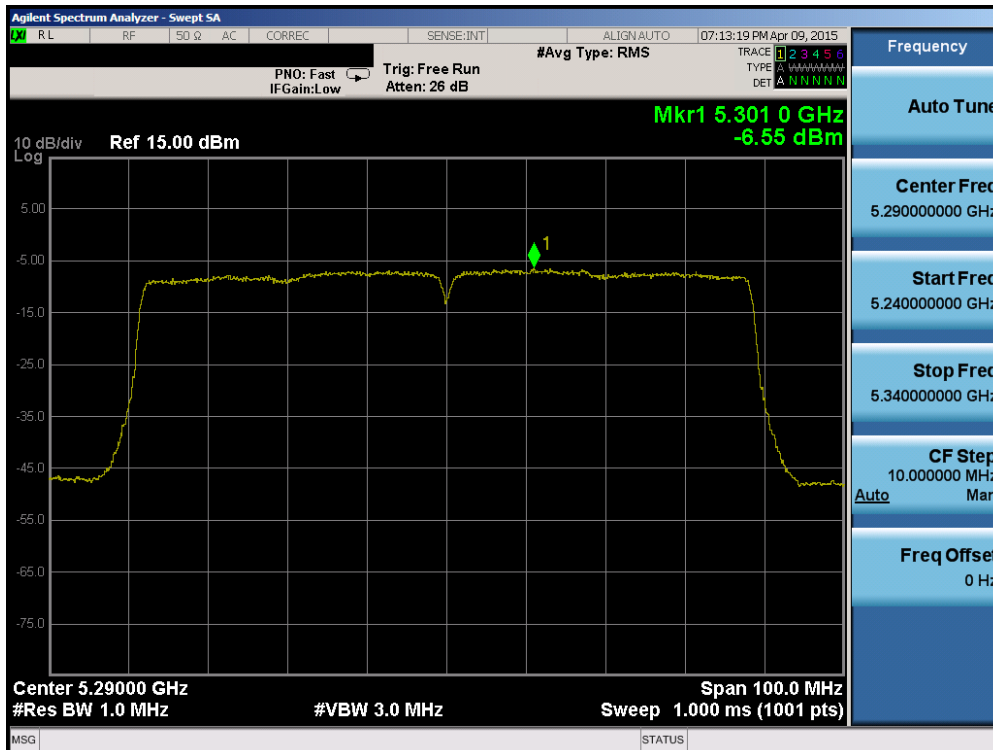


Plot 6-92. Power Spectral Density Plot (40MHz BW 802.11n (UNII Band 2A) – Ch. 54)

FCC ID: A3LSMG890A		FCC Pt. 15.407 802.11a/n/ac UNII MEASUREMENT REPORT (CERTIFICATION)		Reviewed by: Quality Manager
Test Report S/N: 0Y1504030661.A3L	Test Dates: 4/3 - 4/17/15	EUT Type: Portable Handset		Page 73 of 214

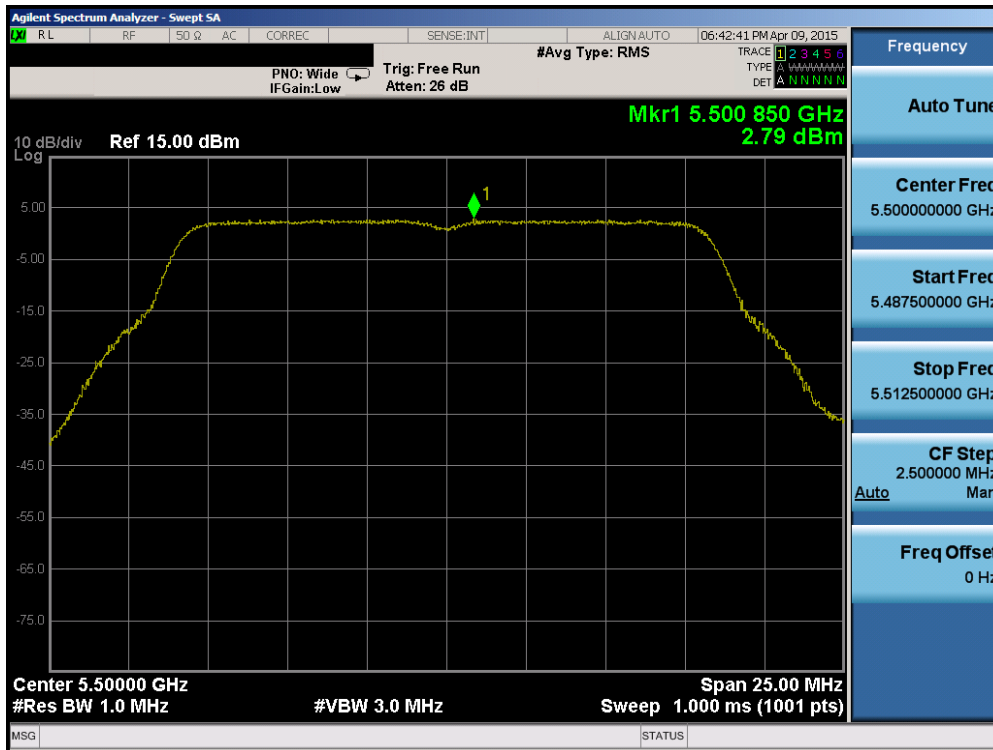


Plot 6-93. Power Spectral Density Plot (40MHz BW 802.11n (UNII Band 2A) – Ch. 62)

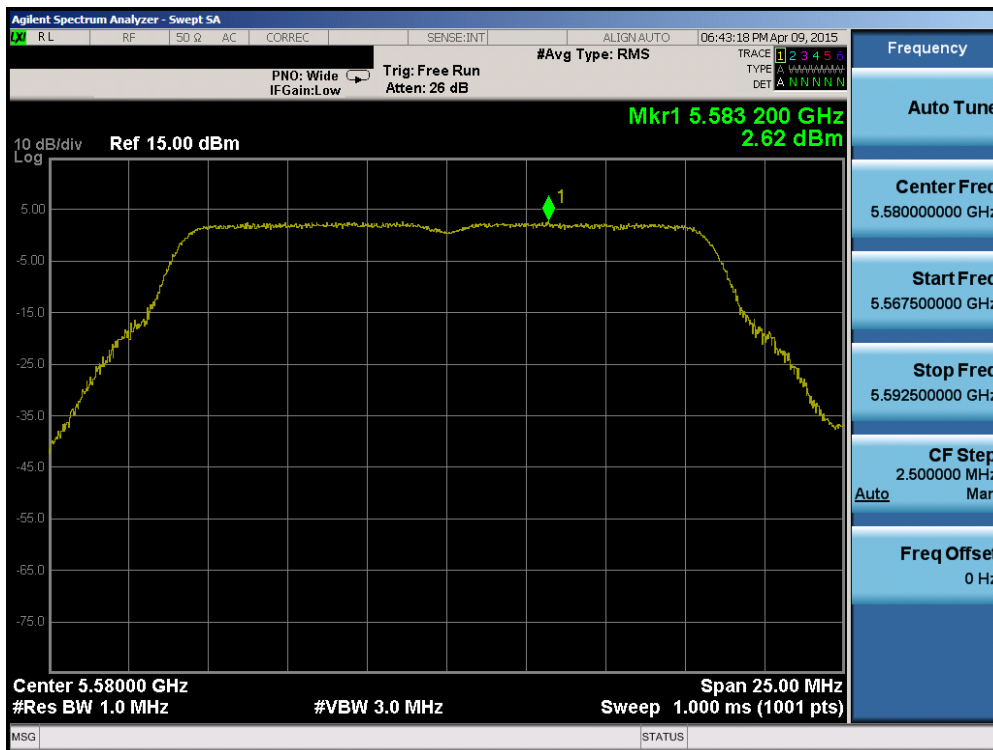


Plot 6-94. Power Spectral Density Plot (80MHz BW 802.11ac (UNII Band 2A) – Ch. 58)

FCC ID: A3LSMG890A		FCC Pt. 15.407 802.11a/n/ac UNII MEASUREMENT REPORT (CERTIFICATION)		Reviewed by: Quality Manager
Test Report S/N: 0Y1504030661.A3L	Test Dates: 4/3 - 4/17/15	EUT Type: Portable Handset		Page 74 of 214

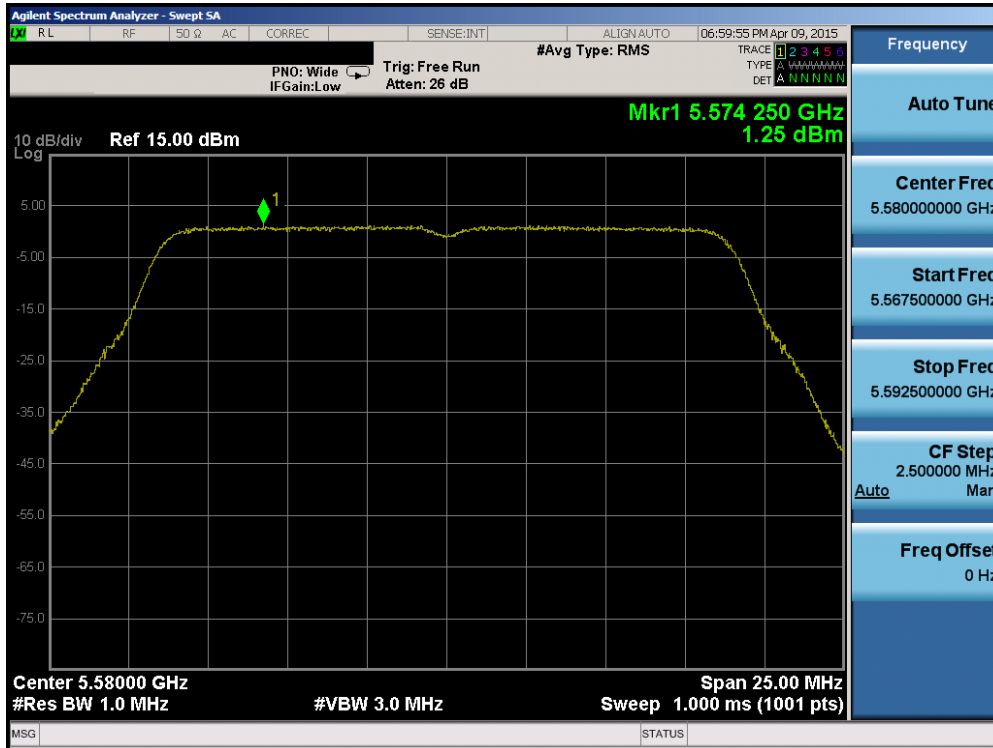


Plot 6-95. Power Spectral Density Plot (802.11a (UNII Band 2C) – Ch. 100)

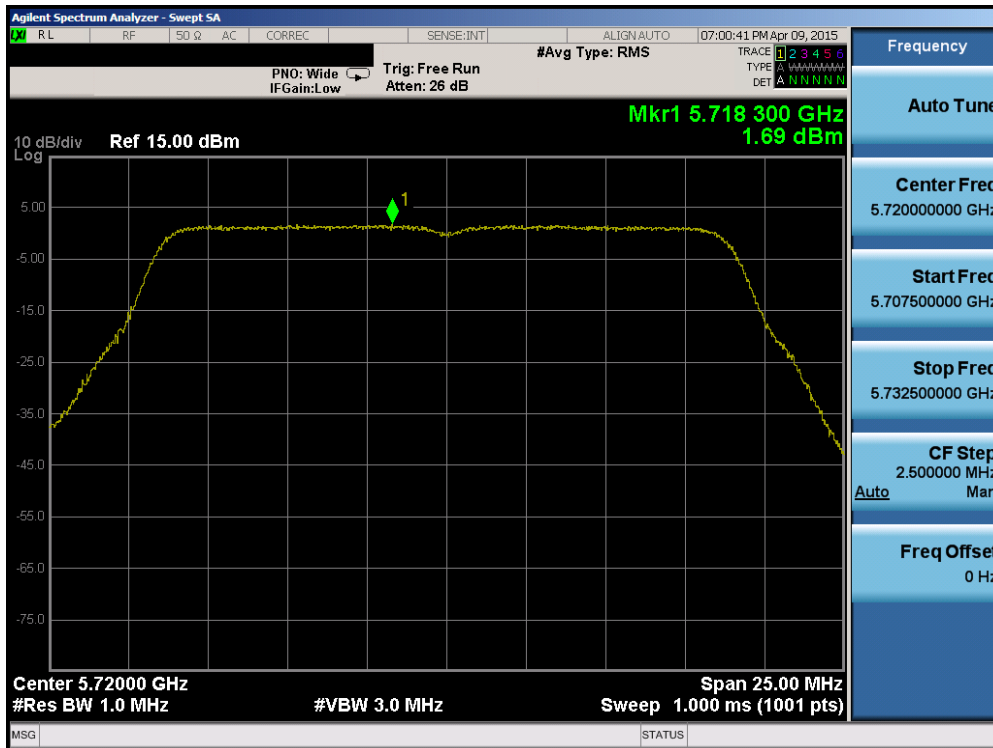


Plot 6-96. Power Spectral Density Plot (802.11a (UNII Band 2C) – Ch. 116)

FCC ID: A3LSMG890A		FCC Pt. 15.407 802.11a/n/ac UNII MEASUREMENT REPORT (CERTIFICATION)		Reviewed by: Quality Manager
Test Report S/N: 0Y1504030661.A3L	Test Dates: 4/3 - 4/17/15	EUT Type: Portable Handset		Page 75 of 214

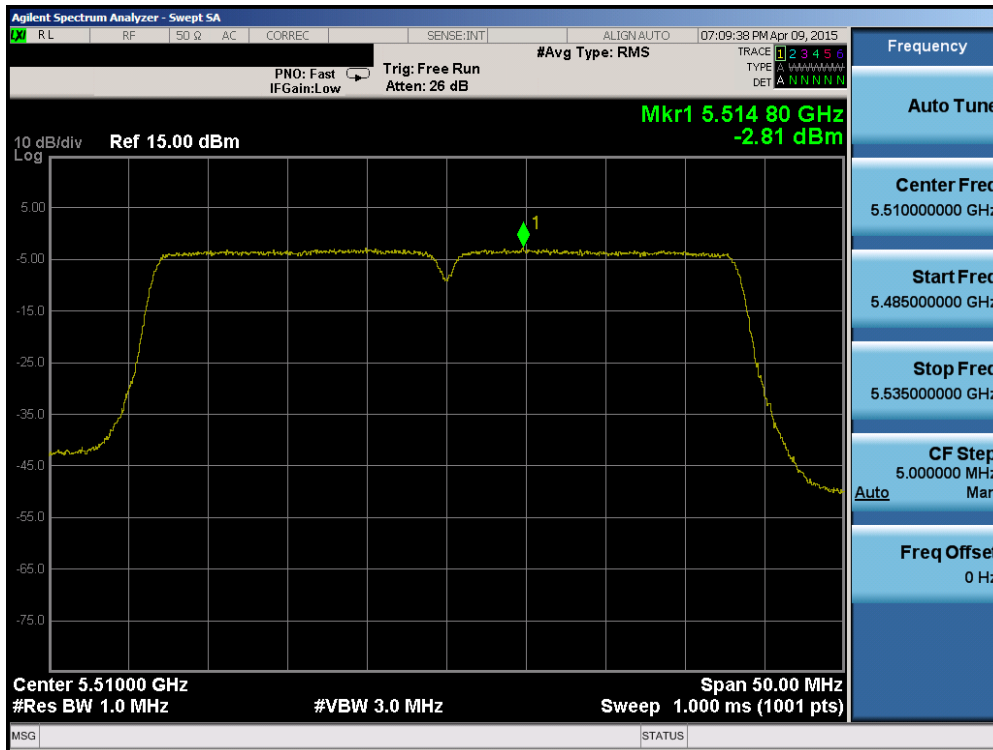


Plot 6-99. Power Spectral Density Plot (20MHz BW 802.11n (UNII Band 2C) – Ch. 116)

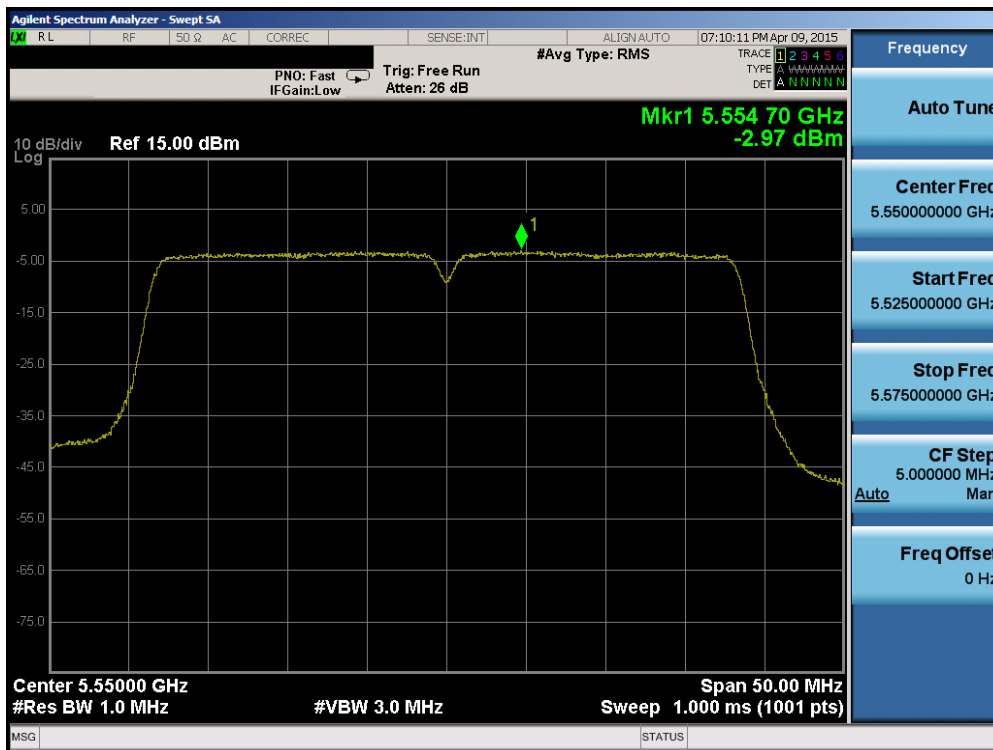


Plot 6-100. Power Spectral Density Plot (20MHz BW 802.11n (UNII Band 2C) – Ch. 144)

FCC ID: A3LSMG890A		FCC Pt. 15.407 802.11a/n/ac UNII MEASUREMENT REPORT (CERTIFICATION)		Reviewed by: Quality Manager
Test Report S/N: 0Y1504030661.A3L	Test Dates: 4/3 - 4/17/15	EUT Type: Portable Handset		Page 77 of 214

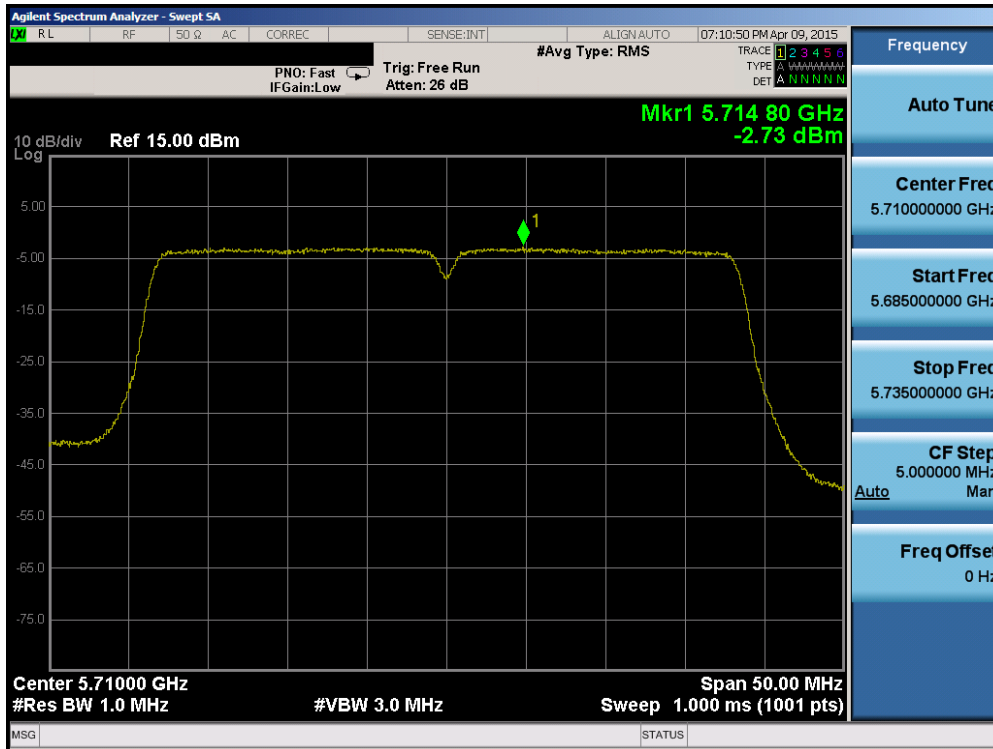


Plot 6-101. Power Spectral Density Plot (40MHz BW 802.11n (UNII Band 2C) – Ch. 102)

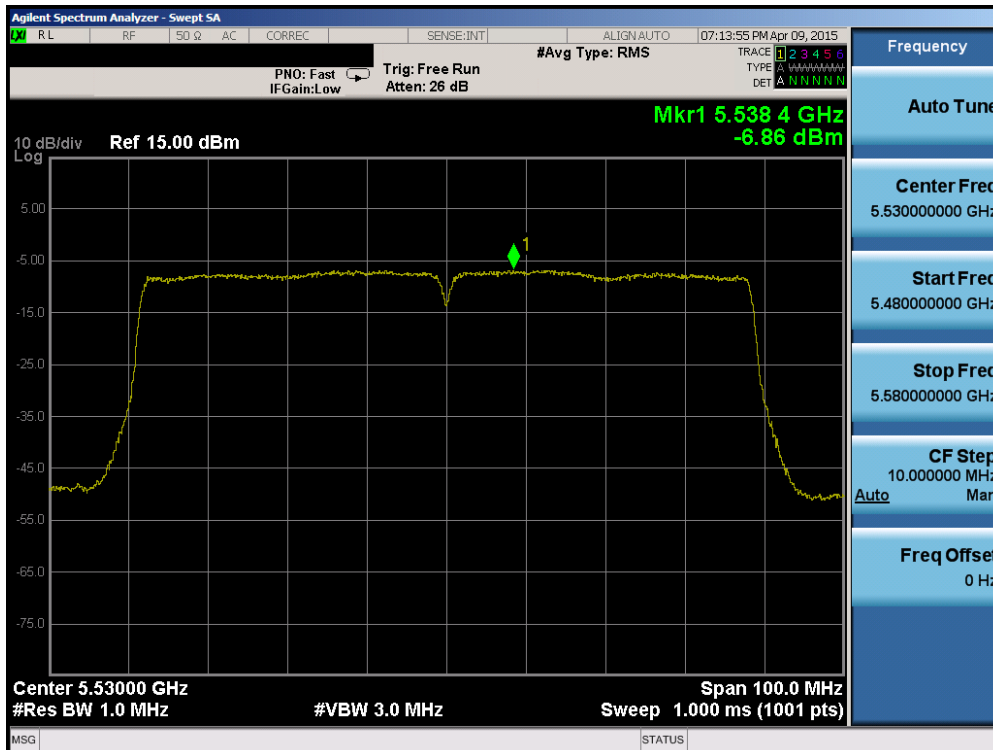


Plot 6-102. Power Spectral Density Plot (40MHz BW 802.11n (UNII Band 2C) – Ch. 110)

FCC ID: A3LSMG890A		FCC Pt. 15.407 802.11a/n/ac UNII MEASUREMENT REPORT (CERTIFICATION)		Reviewed by: Quality Manager
Test Report S/N: 0Y1504030661.A3L	Test Dates: 4/3 - 4/17/15	EUT Type: Portable Handset		Page 78 of 214



Plot 6-103. Power Spectral Density Plot (40MHz BW 802.11n (UNII Band 2C) – Ch. 142)



Plot 6-104. Power Spectral Density Plot (80MHz BW 802.11ac (UNII Band 2C) – Ch. 106)

FCC ID: A3LSMG890A		FCC Pt. 15.407 802.11a/n/ac UNII MEASUREMENT REPORT (CERTIFICATION)		Reviewed by: Quality Manager
Test Report S/N: 0Y1504030661.A3L	Test Dates: 4/3 - 4/17/15	EUT Type: Portable Handset		Page 79 of 214

