

HAC-RF Emission

Communication System: UID 10021 - DAC, GSM-FDD (TDMA, GMSK); Frequency: 824.2 MHz; Duty Cycle: 1:8.6896

Phantom section: RF Section

DASY5 Configuration:

- Probe: EF3DV3 - SN4064; ConvF(1, 1, 1); Calibrated: 2018-11-15;
- Sensor-Surface: (Fix Surface)
- Electronics: DAE4 Sn1447; Calibrated: 2018-03-15
- Phantom: HAC Test Arch with AMCC; Type: SD HAC P01 BB
- Measurement SW: DASY52, Version 52.8 (8); SEMCAD X Version 14.6.10 (7331)

GSM850 E-Field measurement/Voice_ch 128/Hearing Aid Compatibility Test (101x101x1): Interpolated grid: dx=0.5000 mm, dy=0.5000 mm

Device Reference Point: 0, 0, -6.3 mm

Reference Value = 39.93 V/m; Power Drift = -0.00 dB


Applied MIF = 3.63 dB

RF audio interference level = 34.51 dBV/m

Emission category: **M4**

MIF scaled E-field

Grid 1 M4 31.9 dBV/m	Grid 2 M4 32.82 dBV/m	Grid 3 M4 32.78 dBV/m
Grid 4 M4 33.55 dBV/m	Grid 5 M4 34.51 dBV/m	Grid 6 M4 34.46 dBV/m
Grid 7 M4 34.87 dBV/m	Grid 8 M4 35.56 dBV/m	Grid 9 M4 35.31 dBV/m



0 dB = 59.96 V/m = 35.56 dBV/m

HAC-RF Emission

Communication System: UID 10021 - DAC, GSM-FDD (TDMA, GMSK); Frequency: 836.6 MHz; Duty Cycle: 1:8.6896

Phantom section: RF Section

DASY5 Configuration:

- Probe: EF3DV3 - SN4064; ConvF(1, 1, 1); Calibrated: 2018-11-15;
- Sensor-Surface: (Fix Surface)
- Electronics: DAE4 Sn1447; Calibrated: 2018-03-15
- Phantom: HAC Test Arch with AMCC; Type: SD HAC P01 BB
- Measurement SW: DASY52, Version 52.8 (8); SEMCAD X Version 14.6.10 (7331)

GSM850 E-Field measurement/Voice_ch 190/Hearing Aid Compatibility Test

(101x101x1): Interpolated grid: dx=0.5000 mm, dy=0.5000 mm

Device Reference Point: 0, 0, -6.3 mm

Reference Value = 41.36 V/m; Power Drift = -0.03 dB


Applied MIF = 3.63 dB

RF audio interference level = 34.70 dBV/m

Emission category: M4

MIF scaled E-field

Grid 1 M4 32.16 dBV/m	Grid 2 M4 33.04 dBV/m	Grid 3 M4 32.95 dBV/m
Grid 4 M4 33.75 dBV/m	Grid 5 M4 34.7 dBV/m	Grid 6 M4 34.64 dBV/m
Grid 7 M4 35.05 dBV/m	Grid 8 M4 35.72 dBV/m	Grid 9 M4 35.48 dBV/m



0 dB = 61.11 V/m = 35.72 dBV/m

HAC-RF Emission

Communication System: UID 10021 - DAC, GSM-FDD (TDMA, GMSK); Frequency: 848.6 MHz; Duty Cycle: 1:8.6896

Phantom section: RF Section

DASY5 Configuration:

- Probe: EF3DV3 - SN4064; ConvF(1, 1, 1); Calibrated: 2018-11-15;
- Sensor-Surface: (Fix Surface)
- Electronics: DAE4 Sn1447; Calibrated: 2018-03-15
- Phantom: HAC Test Arch with AMCC; Type: SD HAC P01 BB
- Measurement SW: DASY52, Version 52.8 (8); SEMCAD X Version 14.6.10 (7331)

GSM850 E-Field measurement/Voice_ch 251/Hearing Aid Compatibility Test

(101x101x1): Interpolated grid: dx=0.5000 mm, dy=0.5000 mm

Device Reference Point: 0, 0, -6.3 mm

Reference Value = 44.37 V/m; Power Drift = 0.00 dB


Applied MIF = 3.63 dB

RF audio interference level = 35.27 dBV/m

Emission category: **M4**

MIF scaled E-field

Grid 1 M4 32.72 dBV/m	Grid 2 M4 33.59 dBV/m	Grid 3 M4 33.46 dBV/m
Grid 4 M4 34.34 dBV/m	Grid 5 M4 35.27 dBV/m	Grid 6 M4 35.21 dBV/m
Grid 7 M4 35.7 dBV/m	Grid 8 M4 36.41 dBV/m	Grid 9 M4 36.16 dBV/m



0 dB = 66.15 V/m = 36.41 dBV/m

HAC-RF Emission

Communication System: UID 10021 - DAC, GSM-FDD (TDMA, GMSK); Frequency: 1850.2 MHz; Duty Cycle: 1:8.6896

Phantom section: RF Section

DASY5 Configuration:

- Probe: EF3DV3 - SN4064; ConvF(1, 1, 1); Calibrated: 2018-11-15;
- Sensor-Surface: (Fix Surface)
- Electronics: DAE4 Sn1447; Calibrated: 2018-03-15
- Phantom: HAC Test Arch with AMCC; Type: SD HAC P01 BB
- Measurement SW: DASY52, Version 52.8 (8); SEMCAD X Version 14.6.10 (7331)

GSM1900 E-Field measurement/Voice_ch 512/Hearing Aid Compatibility Test

(101x101x1): Interpolated grid: dx=0.5000 mm, dy=0.5000 mm

Device Reference Point: 0, 0, -6.3 mm

Reference Value = 21.62 V/m; Power Drift = 0.10 dB


Applied MIF = 3.63 dB

RF audio interference level = 29.92 dBV/m

Emission category: **M4**

MIF scaled E-field

Grid 1 M4 24.29 dBV/m	Grid 2 M4 26.76 dBV/m	Grid 3 M4 26.77 dBV/m
Grid 4 M4 28.94 dBV/m	Grid 5 M4 29.92 dBV/m	Grid 6 M4 29.91 dBV/m
Grid 7 M3 32.2 dBV/m	Grid 8 M3 32.21 dBV/m	Grid 9 M3 31.09 dBV/m



0 dB = 40.77 V/m = 32.21 dBV/m

HAC-RF Emission

Communication System: UID 10021 - DAC, GSM-FDD (TDMA, GMSK); Frequency: 1880 MHz; Duty Cycle: 1:8.6896

Phantom section: RF Section

DASY5 Configuration:

- Probe: EF3DV3 - SN4064; ConvF(1, 1, 1); Calibrated: 2018-11-15;
- Sensor-Surface: (Fix Surface)
- Electronics: DAE4 Sn1447; Calibrated: 2018-03-15
- Phantom: HAC Test Arch with AMCC; Type: SD HAC P01 BB
- Measurement SW: DASY52, Version 52.8 (8); SEMCAD X Version 14.6.10 (7331)

GSM1900 E-Field measurement/Voice_ch 661/Hearing Aid Compatibility Test (101x101x1):

Interpolated grid: dx=0.5000 mm, dy=0.5000 mm

Device Reference Point: 0, 0, -6.3 mm

Reference Value = 24.60 V/m; Power Drift = 0.01 dB


Applied MIF = 3.63 dB

RF audio interference level = 30.99 dBV/m

Emission category: **M3**

MIF scaled E-field

Grid 1 M4 24.79 dBV/m	Grid 2 M4 28.77 dBV/m	Grid 3 M4 28.88 dBV/m
Grid 4 M4 29.72 dBV/m	Grid 5 M3 30.99 dBV/m	Grid 6 M3 30.99 dBV/m
Grid 7 M3 33.1 dBV/m	Grid 8 M3 33.1 dBV/m	Grid 9 M3 31.96 dBV/m



0 dB = 45.21 V/m = 33.10 dBV/m

HAC-RF Emission

Communication System: UID 10021 - DAC, GSM-FDD (TDMA, GMSK); Frequency: 1909.8 MHz; Duty Cycle: 1:8.6896

Phantom section: RF Section

DASY5 Configuration:

- Probe: EF3DV3 - SN4064; ConvF(1, 1, 1); Calibrated: 2018-11-15;
- Sensor-Surface: (Fix Surface)
- Electronics: DAE4 Sn1447; Calibrated: 2018-03-15
- Phantom: HAC Test Arch with AMCC; Type: SD HAC P01 BB
- Measurement SW: DASY52, Version 52.8 (8); SEMCAD X Version 14.6.10 (7331)

GSM1900 E-Field measurement/Voice_ch 810/Hearing Aid Compatibility Test

(101x101x1): Interpolated grid: dx=0.5000 mm, dy=0.5000 mm

Device Reference Point: 0, 0, -6.3 mm

Reference Value = 25.55 V/m; Power Drift = -0.02 dB


Applied MIF = 3.63 dB

RF audio interference level = 31.30 dBV/m

Emission category: **M3**

MIF scaled E-field

Grid 1 M4 25.02 dBV/m	Grid 2 M4 28.88 dBV/m	Grid 3 M4 29.01 dBV/m
Grid 4 M4 29.65 dBV/m	Grid 5 M3 31.3 dBV/m	Grid 6 M3 31.29 dBV/m
Grid 7 M3 32.72 dBV/m	Grid 8 M3 32.99 dBV/m	Grid 9 M3 32.32 dBV/m



0 dB = 44.64 V/m = 32.99 dBV/m

HAC-RF Emission

Communication System: UID 10173 - CAG, LTE-TDD (SC-FDMA, 1 RB, 20 MHz, 16-QAM); Frequency: 2506 MHz; Duty Cycle: 1:8.87156

Phantom section: RF Section

DASY5 Configuration:

- Probe: EF3DV3 - SN4064; ConvF(1, 1, 1); Calibrated: 2018-11-15;
- Sensor-Surface: (Fix Surface)
- Electronics: DAE4 Sn1447; Calibrated: 2018-03-15
- Phantom: HAC Test Arch with AMCC; Type: SD HAC P01 BB
- Measurement SW: DASY52, Version 52.8 (8);SEMCAD X Version 14.6.10 (7331)

LTE Band 41 E-Field measurement/Voice_ch 39750 RB 1/0/Hearing Aid Compatibility

Test (101x101x1): Interpolated grid: dx=0.5000 mm, dy=0.5000 mm

Device Reference Point: 0, 0, -6.3 mm

Reference Value = 11.11 V/m; Power Drift = 0.03 dB


Applied MIF = -1.44 dB

RF audio interference level = 21.40 dBV/m

Emission category: M4

MIF scaled E-field

Grid 1 M4 21.4 dBV/m	Grid 2 M4 20.38 dBV/m	Grid 3 M4 20.95 dBV/m
Grid 4 M4 21.29 dBV/m	Grid 5 M4 20.4 dBV/m	Grid 6 M4 20.95 dBV/m
Grid 7 M4 23 dBV/m	Grid 8 M4 21.45 dBV/m	Grid 9 M4 21.43 dBV/m



0 dB = 14.12 V/m = 23.00 dBV/m

HAC-RF Emission

Communication System: UID 10173 - CAG, LTE-TDD (SC-FDMA, 1 RB, 20 MHz, 16-QAM); Frequency: 2549.5 MHz; Duty Cycle: 1:8.87156

Phantom section: RF Section

DASY5 Configuration:

- Probe: EF3DV3 - SN4064; ConvF(1, 1, 1); Calibrated: 2018-11-15;
- Sensor-Surface: (Fix Surface)
- Electronics: DAE4 Sn1447; Calibrated: 2018-03-15
- Phantom: HAC Test Arch with AMCC; Type: SD HAC P01 BB
- Measurement SW: DASY52, Version 52.8 (8); SEMCAD X Version 14.6.10 (7331)

LTE Band 41 E-Field measurement/Voice_ch 40185 RB 1/0/Hearing Aid Compatibility

Test (101x101x1): Interpolated grid: dx=0.5000 mm, dy=0.5000 mm

Device Reference Point: 0, 0, -6.3 mm

Reference Value = 12.07 V/m; Power Drift = -0.13 dB


Applied MIF = -1.44 dB

RF audio interference level = 21.29 dBV/m

Emission category: M4

MIF scaled E-field

Grid 1 M4 21.02 dBV/m	Grid 2 M4 21.03 dBV/m	Grid 3 M4 21.29 dBV/m
Grid 4 M4 19.85 dBV/m	Grid 5 M4 20.85 dBV/m	Grid 6 M4 21.13 dBV/m
Grid 7 M4 21.5 dBV/m	Grid 8 M4 21.42 dBV/m	Grid 9 M4 21.14 dBV/m



0 dB = 11.89 V/m = 21.50 dBV/m

HAC-RF Emission

Communication System: UID 10173 - CAG, LTE-TDD (SC-FDMA, 1 RB, 20 MHz, 16-QAM); Frequency: 2593 MHz; Duty Cycle: 1:8.87156

Phantom section: RF Section

DASY5 Configuration:

- Probe: EF3DV3 - SN4064; ConvF(1, 1, 1); Calibrated: 2018-11-15;
- Sensor-Surface: (Fix Surface)
- Electronics: DAE4 Sn1447; Calibrated: 2018-03-15
- Phantom: HAC Test Arch with AMCC; Type: SD HAC P01 BB
- Measurement SW: DASY52, Version 52.8 (8);SEMCAD X Version 14.6.10 (7331)

LTE Band 41 E-Field measurement/Voice_ch 40620 RB 1/0/Hearing Aid Compatibility

Test (101x101x1): Interpolated grid: dx=0.5000 mm, dy=0.5000 mm

Device Reference Point: 0, 0, -6.3 mm

Reference Value = 10.99 V/m; Power Drift = 0.11 dB


Applied MIF = -1.44 dB

RF audio interference level = 20.31 dBV/m

Emission category: M4

MIF scaled E-field

Grid 1 M4 21.07 dBV/m	Grid 2 M4 20.25 dBV/m	Grid 3 M4 20.5 dBV/m
Grid 4 M4 18.01 dBV/m	Grid 5 M4 20.05 dBV/m	Grid 6 M4 20.31 dBV/m
Grid 7 M4 19.54 dBV/m	Grid 8 M4 20.23 dBV/m	Grid 9 M4 19.95 dBV/m



0 dB = 11.31 V/m = 21.07 dBV/m

HAC-RF Emission

Communication System: UID 10173 - CAG, LTE-TDD (SC-FDMA, 1 RB, 20 MHz, 16-QAM); Frequency: 2636.5 MHz; Duty Cycle: 1:8.87156

Phantom section: RF Section

DASY5 Configuration:

- Probe: EF3DV3 - SN4064; ConvF(1, 1, 1); Calibrated: 2018-11-15;
- Sensor-Surface: (Fix Surface)
- Electronics: DAE4 Sn1447; Calibrated: 2018-03-15
- Phantom: HAC Test Arch with AMCC; Type: SD HAC P01 BB
- Measurement SW: DASY52, Version 52.8 (8); SEMCAD X Version 14.6.10 (7331)

LTE Band 41 E-Field measurement/Voice_ch 41055 RB 1/0/Hearing Aid Compatibility

Test (101x101x1): Interpolated grid: dx=0.5000 mm, dy=0.5000 mm

Device Reference Point: 0, 0, -6.3 mm

Reference Value = 9.646 V/m; Power Drift = 0.03 dB


Applied MIF = -1.44 dB

RF audio interference level = 19.68 dBV/m

Emission category: M4

MIF scaled E-field

Grid 1 M4 19.64 dBV/m	Grid 2 M4 19.44 dBV/m	Grid 3 M4 19.68 dBV/m
Grid 4 M4 16.08 dBV/m	Grid 5 M4 19.13 dBV/m	Grid 6 M4 19.37 dBV/m
Grid 7 M4 18.02 dBV/m	Grid 8 M4 19.76 dBV/m	Grid 9 M4 19.48 dBV/m



0 dB = 9.724 V/m = 19.76 dBV/m

HAC-RF Emission

Communication System: UID 10173 - CAG, LTE-TDD (SC-FDMA, 1 RB, 20 MHz, 16-QAM); Frequency: 2680 MHz; Duty Cycle: 1:8.87156

Phantom section: RF Section

DASY5 Configuration:

- Probe: EF3DV3 - SN4064; ConvF(1, 1, 1); Calibrated: 2018-11-15;
- Sensor-Surface: (Fix Surface)
- Electronics: DAE4 Sn1447; Calibrated: 2018-03-15
- Phantom: HAC Test Arch with AMCC; Type: SD HAC P01 BB
- Measurement SW: DASY52, Version 52.8 (8); SEMCAD X Version 14.6.10 (7331)

LTE Band 41 E-Field measurement/Voice_ch 41490 RB 1/0/Hearing Aid Compatibility

Test (101x101x1): Interpolated grid: dx=0.5000 mm, dy=0.5000 mm

Device Reference Point: 0, 0, -6.3 mm

Reference Value = 7.384 V/m; Power Drift = -0.08 dB


Applied MIF = -1.44 dB

RF audio interference level = 18.48 dBV/m

Emission category: M4

MIF scaled E-field

Grid 1 M4 18.48 dBV/m	Grid 2 M4 18.01 dBV/m	Grid 3 M4 18.43 dBV/m
Grid 4 M4 14.88 dBV/m	Grid 5 M4 17.22 dBV/m	Grid 6 M4 17.53 dBV/m
Grid 7 M4 16.59 dBV/m	Grid 8 M4 18.51 dBV/m	Grid 9 M4 18.46 dBV/m



0 dB = 8.427 V/m = 18.51 dBV/m