

ANNEX A_ Test Setup Photo

1. Revision History


Rev. No.	Issue Date	Description
0	December 26, 2018	First approval report


2. Test Setup Photo No.


No.	File No.
1	HCT-RF-1812-FC028-P
2	HCT-RF-1812-FC029-P
3	HCT-RF-1812-FC030-P
4	HCT-RF-1812-FC031-P
5	HCT-RF-1812-FC032-P
6	HCT-RF-1812-FC033-P
7	HCT-RF-1812-FC034-P


1. Radiated Test Setup Photo


1GHz under:

















1GHz above:
















NFC Radiated Test Setup Photo for below 30 MHz:
















NFC Radiated Test Setup Photo for 30 MHz ~ 1 GHz :
















2. Conducted Test Setup Photo



3. DFS Test Setup Photo



4. AC Power Line Conducted Test Setup Photo

