

## 6.5 Peak Excursion Ratio – 802.11a/n/ac §15.407(a.6)

### Test Overview and Limit

The spectrum analyzer was connected to the antenna terminal while the EUT was operating at its maximum duty cycle (>98%), at its maximum power control level, as defined in KDB 789033 v01r04, and at the appropriate frequencies. Method SA-1, as defined in KDB 789033 v01r04, was used to capture the average trace used to make the peak excursion measurement.

***The largest permissible difference between the modulation envelope (measured using a peak hold function) and the maximum power spectral density is 13 dBm/MHz.***

### Test Procedure Used


KDB 789033 v01r04 – Section G

### Test Settings

1. Analyzer was set to the center frequency of the UNII channel under investigation
2. Span was set to encompass the entire emission bandwidth of the signal
3. RBW = 1MHz
4. VBW = 3MHz
5. Detector = peak
6. Trace mode = max hold
7. Trace was allowed to stabilize
8. The peak search function of the spectrum analyzer was used to find the peak of the spectrum. This level was compared to the peak power density level found from the previous section to determine the peak excursion.

### Test Setup



The EUT and measurement equipment were set up as shown in the diagram below.



**Figure 6-4. Test Instrument & Measurement Setup**

### Test Notes

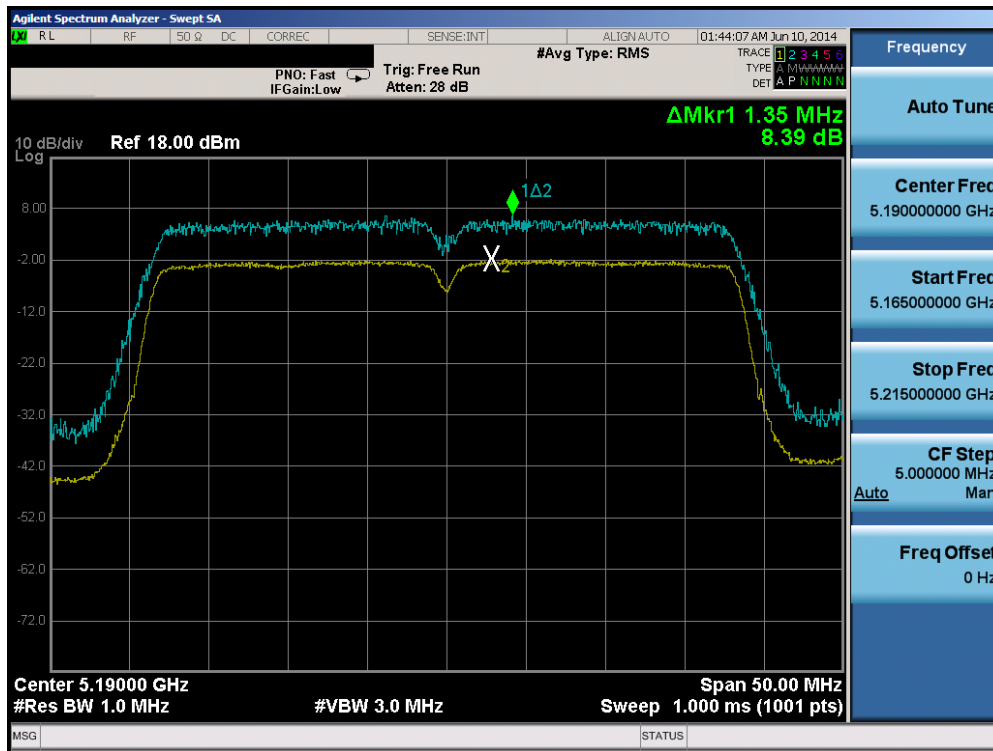
The peak excursion was investigated for all signal types, modulation types, channel bandwidths, and variations in signal parameters and the worst case data is shown below. Only the worst case modulation mode on a single channel among all bands is reported since that is sufficient to demonstrate compliance to the peak excursion requirement per KDB 789033 v01r04.

FCC ID: A3LSMG860P		FCC Pt. 15.407 802.11a/n/ac UNII MEASUREMENT REPORT (CERTIFICATION)		Reviewed by: Quality Manager
Test Report S/N: 0Y1405221061.A3L	Test Dates: 5/22 - 6/10/2014	EUT Type: Portable Handset	Page 84 of 179	

### Antenna-1 Peak Excursion Ratio – 802.11a/n/ac

Frequency [MHz]	Channel No.	802.11 Mode	Data Rate [Mbps]	Measured Peak Excursion Ratio [dBm]	Max Permissible Peak Excursion Ratio [dBm/MHz]	Margin [dB]	Pass / Fail
5190	38	n (40MHz)	13.5/15 (MCS0)	8.39	13.0	-4.61	Pass
5260	52	a	6	7.97	13.0	-5.03	Pass
5290	58	ac (80MHz)	29.3/32.5 (MCS0)	8.65	13.0	-4.35	Pass
5580	116	n (20MHz)	6.5/7.2 (MCS0)	9.30	13.0	-3.70	Pass

Table 6-21. Conducted Peak Excursion Ratio Measurements



Plot 6-115. Peak Excursion Ratio Plot (40MHz BW 802.11n (UNII Band 1) – Ch. 38)

FCC ID: A3LSMG860P		FCC Pt. 15.407 802.11a/n/ac UNII MEASUREMENT REPORT (CERTIFICATION)		Reviewed by: Quality Manager
Test Report S/N: 0Y1405221061.A3L	Test Dates: 5/22 - 6/10/2014	EUT Type: Portable Handset		Page 85 of 179

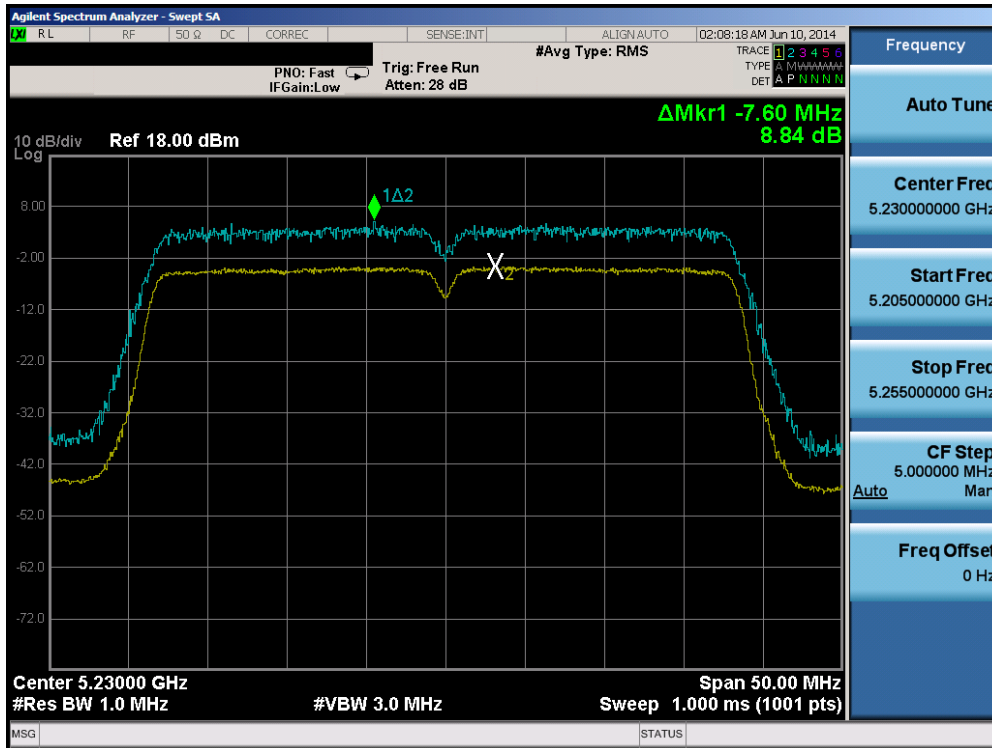




### Antenna-2 Peak Excursion Ratio – 802.11a/n/ac

Frequency [MHz]	Channel No.	802.11 Mode	Data Rate [Mbps]	Measured Peak Excursion Ratio [dBm]	Max Permissible Peak Excursion Ratio [dBm/MHz]	Margin [dB]	Pass / Fail
5230	46	n (40MHz)	13.5/15 (MCS0)	8.84	13.0	-4.16	Pass
5320	64	n (20MHz)	6.5/7.2 (MCS0)	9.28	13.0	-3.72	Pass
5290	58	ac (80MHz)	29.3/32.5 (MCS0)	8.42	13.0	-4.58	Pass
5500	100	a	6	8.07	13.0	-4.93	Pass

Table 6-22. Conducted Peak Excursion Ratio Measurements



Plot 6-119. Peak Excursion Ratio Plot (40MHz BW 802.11n (UNII Band 1) – Ch. 46)

FCC ID: A3LSMG860P		FCC Pt. 15.407 802.11a/n/ac UNII MEASUREMENT REPORT (CERTIFICATION)		Reviewed by: Quality Manager
Test Report S/N: 0Y1405221061.A3L	Test Dates: 5/22 - 6/10/2014	EUT Type: Portable Handset		Page 88 of 179





## 6.6 Frequency Stability

### §15.407(g)

The EUT was placed inside of an environmental chamber as the temperature in the chamber was varied between -30°C and +50°C. The temperature was incremented by 10° intervals and the unit was allowed to stabilize at each temperature before each measurement. The center frequency of the transmitting channel was evaluated at each temperature and the frequency deviation from the channel's center frequency was recorded. Data for the worst case channel is shown below.



OPERATING FREQUENCY: 5,180,000,000 Hz  
 CHANNEL: 36  
 REFERENCE VOLTAGE: 3.85 VDC

VOLTAGE (%)	POWER (VDC)	TEMP (°C)	FREQUENCY (Hz)	Freq. Dev. (Hz)	Deviation (%)
100 %	3.85	+ 20 (Ref)	5,179,999,999	-1	-0.00000002
100 %		- 30	5,179,999,985	-15	-0.00000029
100 %		- 20	5,179,999,991	-9	-0.00000017
100 %		- 10	5,179,999,983	-17	-0.00000032
100 %		0	5,179,999,989	-11	-0.00000022
100 %		+ 10	5,179,999,986	-14	-0.00000027
100 %		+ 20	5,179,999,982	-18	-0.00000035
100 %		+ 30	5,179,999,998	-2	-0.00000004
100 %		+ 40	5,179,999,986	-14	-0.00000026
100 %		+ 50	5,179,999,982	-18	-0.00000035
115 %	4.43	+ 20	5,179,999,983	-17	-0.00000034
BATT. ENDPOINT	3.40	+ 20	5,179,999,981	-19	-0.00000037

**Table 6-23. Frequency Stability Measurements for UNII Band 1 (Ch. 36)**

#### Note:

Based on the results of the frequency stability test shown above the frequency deviation results measured are very small. As such it is determined that the channels at the band edge would remain in-band when the maximum measured frequency deviation noted during the frequency stability tests is applied. Therefore the device is determined to remain operating in band over the temperature and voltage range as tested.

FCC ID: A3LSMG860P		FCC Pt. 15.407 802.11a/n/ac UNII MEASUREMENT REPORT (CERTIFICATION)		Reviewed by: Quality Manager
Test Report S/N: 0Y1405221061.A3L	Test Dates: 5/22 - 6/10/2014	EUT Type: Portable Handset	Page 91 of 179	

## Frequency Stability §15.407(g)

The EUT was placed inside of an environmental chamber as the temperature in the chamber was varied between -30°C and +50°C. The temperature was incremented by 10° intervals and the unit was allowed to stabilize at each temperature before each measurement. The center frequency of the transmitting channel was evaluated at each temperature and the frequency deviation from the channel's center frequency was recorded. Data for the worst case channel is shown below.



OPERATING FREQUENCY: 5,260,000,000 Hz  
 CHANNEL: 52  
 REFERENCE VOLTAGE: 3.85 VDC

VOLTAGE (%)	POWER (VDC)	TEMP (°C)	FREQUENCY (Hz)	Freq. Dev. (Hz)	Deviation (%)
100 %	3.85	+ 20 (Ref)	5,259,999,985	-15	-0.00000029
100 %		- 30	5,259,999,988	-12	-0.00000022
100 %		- 20	5,259,999,994	-6	-0.00000011
100 %		- 10	5,259,999,985	-15	-0.00000028
100 %		0	5,259,999,985	-15	-0.00000029
100 %		+ 10	5,259,999,990	-10	-0.00000019
100 %		+ 20	5,259,999,984	-16	-0.00000031
100 %		+ 30	5,259,999,988	-12	-0.00000023
100 %		+ 40	5,259,999,992	-8	-0.00000015
100 %		+ 50	5,259,999,999	-1	-0.00000001
115 %		4.43	+ 20	5,259,999,992	-8
BATT. ENDPOINT	3.40	+ 20	5,259,999,982	-18	-0.00000035

**Table 6-24. Frequency Stability Measurements for UNII Band 2A (Ch. 52)**

### Note:

Based on the results of the frequency stability test shown above the frequency deviation results measured are very small. As such it is determined that the channels at the band edge would remain in-band when the maximum measured frequency deviation noted during the frequency stability tests is applied. Therefore the device is determined to remain operating in band over the temperature and voltage range as tested.

FCC ID: A3LSMG860P		FCC Pt. 15.407 802.11a/n/ac UNII MEASUREMENT REPORT (CERTIFICATION)		Reviewed by: Quality Manager
Test Report S/N: 0Y1405221061.A3L	Test Dates: 5/22 - 6/10/2014	EUT Type: Portable Handset	Page 92 of 179	

## Frequency Stability

### §15.407(g)

The EUT was placed inside of an environmental chamber as the temperature in the chamber was varied between -30°C and +50°C. The temperature was incremented by 10° intervals and the unit was allowed to stabilize at each temperature before each measurement. The center frequency of the transmitting channel was evaluated at each temperature and the frequency deviation from the channel's center frequency was recorded. Data for the worst case channel is shown below.



OPERATING FREQUENCY: 5,500,000,000 Hz  
 CHANNEL: 100  
 REFERENCE VOLTAGE: 3.85 VDC

VOLTAGE (%)	POWER (VDC)	TEMP (°C)	FREQUENCY (Hz)	Freq. Dev. (Hz)	Deviation (%)
100 %	3.85	+ 20 (Ref)	5,499,999,998	-2	-0.00000004
100 %		- 30	5,499,999,981	-19	-0.00000035
100 %		- 20	5,499,999,981	-19	-0.00000034
100 %		- 10	5,500,000,000	0	0.00000000
100 %		0	5,499,999,986	-14	-0.00000026
100 %		+ 10	5,499,999,980	-20	-0.00000036
100 %		+ 20	5,499,999,993	-7	-0.00000013
100 %		+ 30	5,499,999,990	-10	-0.00000018
100 %		+ 40	5,499,999,991	-9	-0.00000016
100 %		+ 50	5,499,999,995	-5	-0.00000009
115 %		4.43	+ 20	5,499,999,999	-1
BATT. ENDPOINT	3.40	+ 20	5,499,999,993	-7	-0.00000012

**Table 6-25. Frequency Stability Measurements for UNII Band 2C (Ch. 100)**

#### Note:

Based on the results of the frequency stability test shown above the frequency deviation results measured are very small. As such it is determined that the channels at the band edge would remain in-band when the maximum measured frequency deviation noted during the frequency stability tests is applied. Therefore the device is determined to remain operating in band over the temperature and voltage range as tested.

FCC ID: A3LSMG860P		FCC Pt. 15.407 802.11a/n/ac UNII MEASUREMENT REPORT (CERTIFICATION)		Reviewed by: Quality Manager
Test Report S/N: 0Y1405221061.A3L	Test Dates: 5/22 - 6/10/2014	EUT Type: Portable Handset	Page 93 of 179	

## 6.7 Radiated Spurious Emission Measurements

§15.407(b.1)(b.6) §15.205 §15.209

### Test Overview and Limit

All out of band radiated spurious emissions are measured with a spectrum analyzer connected to a receive antenna while the EUT is operating at its maximum duty cycle (>98%), at its maximum power control level, as defined in KDB 789033 v01r04, and at the appropriate frequencies. All channels, modes (e.g. 802.11a, 802.11n (20MHz BW), 802.11n (40MHz BW), and 802.11ac (80MHz BW)), and modulations/data rates were investigated among all UNII bands. Only the radiated emissions of the configuration that produced the worst case emissions are reported in this section.

***All out of band emissions appearing in a restricted band as specified in Section 15.205 of the Title 47 CFR must not exceed the limits shown in Table 6-26 per Section 15.209.***

Frequency	Field Strength [ $\mu\text{V/m}$ ]	Measured Distance [Meters]
0.009 – 0.490 MHz	2400/F (kHz)	300
0.490 – 1.705 MHz	24000/F (kHz)	30
1.705 – 30.00 MHz	30	30
30.00 – 88.00 MHz	100	3
88.00 – 216.0 MHz	150	3
216.0 – 960.0 MHz	200	3
Above 960.0 MHz	500	3

**Table 6-26. Radiated Limits**



### Test Procedures Used

KDB 789033 v01r04 – Section H

### Test Settings

#### Average Measurements above 1GHz (Method AD)

1. Analyzer center frequency was set to the frequency of the radiated spurious emission of interest
2. RBW = 1MHz
3. VBW = 3MHz
4. Detector = power average (RMS)
5. Number of measurement points = 1001 (Number of points must be  $\geq 2 \times \text{span/RBW}$ )
6. Averaging type = power (RMS)
7. Sweep time = auto couple
8. Trace was averaged over 100 sweeps

FCC ID: A3LSMG860P		FCC Pt. 15.407 802.11a/n/ac UNII MEASUREMENT REPORT (CERTIFICATION)		Reviewed by: Quality Manager
Test Report S/N: 0Y1405221061.A3L	Test Dates: 5/22 - 6/10/2014	EUT Type: Portable Handset	Page 94 of 179	

### Peak Measurements above 1GHz

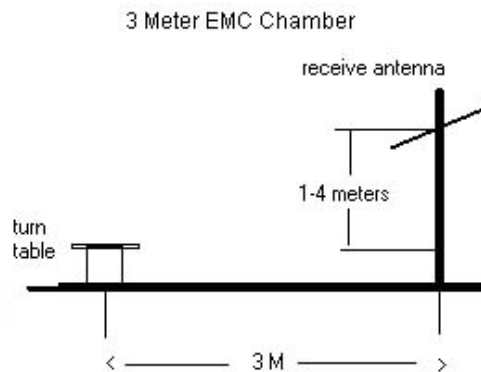
1. Analyzer center frequency was set to the frequency of the radiated spurious emission of interest
2. RBW = 1MHz
3. VBW = 3MHz
4. Detector = peak
5. Sweep time = auto couple
6. Trace mode = max hold
7. Trace was allowed to stabilize

### Peak Measurements below 1GHz



1. Analyzer center frequency was set to the frequency of the radiated spurious emission of interest
2. Span was set greater than 1MHz
3. RBW = 120kHz
4. Detector = CISPR quasi-peak
5. Sweep time = auto couple
6. Trace was allowed to stabilize

### Test Setup

The EUT and measurement equipment were set up as shown in the diagram below.



**Figure 6-5. Test Instrument & Measurement Setup**

FCC ID: A3LSMG860P		FCC Pt. 15.407 802.11a/n/ac UNII MEASUREMENT REPORT (CERTIFICATION)		Reviewed by: Quality Manager
Test Report S/N: 0Y1405221061.A3L	Test Dates: 5/22 - 6/10/2014	EUT Type: Portable Handset	Page 95 of 179	

**Test Notes**

1. All radiated spurious emissions levels were measured in a radiated test setup per the guidance of KDB 789033 v01r04 Section H.
2. All emissions that lie in the restricted bands (denoted by a \* next to the frequency) specified in §15.205 are below the limit shown in Table 6-26.
3. All spurious emissions lying in restricted bands specified in §15.205 are below the limit shown in Table 6-11. All spurious emissions that do not lie in a restricted band are subject to a peak limit of -27dBm/MHz. At a distance of 3 meters, the field strength limit in dB $\mu$ V/m can be determined by adding a “conversion” factor of 95.2dB to the EIRP limit of -27dBm/MHz to obtain the limit for out of band spurious emissions of 68.2dB $\mu$ V/m.
4. The antenna is manipulated through typical positions, polarity and length during the tests. The EUT is manipulated through three orthogonal planes.
5. The EUT is supplied with a new/fully-recharged battery. The battery for this model EB-BG900BBU contains an embedded NFC antenna.
6. The spectrum is measured from 9kHz to the 10th harmonic of the fundamental frequency of the transmitter using CISPR quasi peak detector below 1GHz. Above 1 GHz, average and peak measurements were taken using linearly polarized horn antennas. The worst-case emissions are reported however emissions whose levels were not within 20dB of the respective limits were not reported.
7. Emissions below 18GHz were measured at a 3 meter test distance while emissions above 18GHz were measured at a 1 meter test distance with the application of a distance correction factor.

**Sample Calculations**



**Determining Spurious Emissions Levels**

- o Field Strength Level  $_{[dB\mu V/m]} = \text{Analyzer Level }_{[dBm]} + 107 + \text{AFCL }_{[dB/m]}$
- o  $\text{AFCL }_{[dB/m]} = \text{Antenna Factor }_{[dB/m]} + \text{Cable Loss }_{[dB]}$
- o  $\text{Margin }_{[dB]} = \text{Field Strength Level }_{[dB\mu V/m]} - \text{Limit }_{[dB\mu V/m]}$

**Radiated Band Edge Measurement Offset**

- o The amplitude offset shown in the radiated restricted band edge plots in Section 6.8 was calculated using the formula:

$$\text{Offset (dB)} = (\text{Antenna Factor} + \text{Cable Loss} + 10 \text{ dB Attenuator}) - \text{Preamplifier Gain}$$

FCC ID: A3LSMG860P		FCC Pt. 15.407 802.11a/n/ac UNII MEASUREMENT REPORT (CERTIFICATION)		Reviewed by: Quality Manager
Test Report S/N: 0Y1405221061.A3L	Test Dates: 5/22 - 6/10/2014	EUT Type: Portable Handset	Page 96 of 179	

### Antenna-1 Radiated Spurious Emission Measurements §15.407(b)(1) and (2), §15.205 & §15.209; RSS-210 [A9.2]

Worst Case Mode: 802.11a  
 Worst Case Transfer Rate: 6 Mbps  
 Distance of Measurements: 1 & 3 Meters  
 Operating Frequency: 5180MHz  
 Channel: 36

Frequency [MHz]	Analyzer Level [dBm]	Detector	Ant. Pol. [H/V]	EUT Pol. [H/H2/V]	AFCL [dB/m]	Distance Correction Factor [dB]	Field Strength [dBµV/m]	Limit [dBµV/m]	Margin [dB]
10360.00	-99.64	Peak	H	H2	46.49	0.00	53.85	68.20	-14.35
* 15540.00	-112.19	Average	H	H2	48.07	0.00	42.88	53.98	-11.09
* 15540.00	-99.00	Peak	H	H2	48.07	0.00	56.07	73.98	-17.90
* 20720.00	-106.35	Average	H	H2	49.37	-9.54	40.48	53.98	-13.49
* 20720.00	-100.02	Peak	H	H2	49.37	-9.54	46.81	73.98	-27.17
25900.00	-96.74	Peak	H	H2	54.43	-9.54	55.15	68.20	-13.05

**Table 6-27. Radiated Measurements**

Worst Case Mode: 802.11a  
 Worst Case Transfer Rate: 6 Mbps  
 Distance of Measurements: 1 & 3 Meters  
 Operating Frequency: 5200MHz  
 Channel: 40

Frequency [MHz]	Analyzer Level [dBm]	Detector	Ant. Pol. [H/V]	EUT Pol. [H/H2/V]	AFCL [dB/m]	Distance Correction Factor [dB]	Field Strength [dBµV/m]	Limit [dBµV/m]	Margin [dB]
10400.00	-101.08	Peak	H	H2	46.56	0.00	52.48	68.20	-15.72
* 15600.00	-113.10	Average	H	H2	47.90	0.00	41.81	53.98	-12.17
* 15600.00	-100.57	Peak	H	H2	47.90	0.00	54.34	73.98	-19.64
* 20800.00	-105.57	Average	H	H2	49.36	-9.54	41.25	53.98	-12.73
* 20800.00	-97.95	Peak	H	H2	49.36	-9.54	48.87	73.98	-25.11
26000.00	-97.37	Peak	H	H2	54.86	-9.54	54.95	68.20	-13.25

**Table 6-28. Radiated Measurements**

Worst Case Mode: 802.11a  
 Worst Case Transfer Rate: 6 Mbps  
 Distance of Measurements: 1 & 3 Meters  
 Operating Frequency: 5240MHz  
 Channel: 48



Frequency [MHz]	Analyzer Level [dBm]	Detector	Ant. Pol. [H/V]	EUT Pol. [H/H2/V]	AFCL [dB/m]	Distance Correction Factor [dB]	Field Strength [dBµV/m]	Limit [dBµV/m]	Margin [dB]
10480.00	-96.49	Peak	H	H2	46.67	0.00	57.18	68.20	-11.02
* 15720.00	-111.93	Average	H	H2	47.65	0.00	42.72	53.98	-11.26
* 15720.00	-98.60	Peak	H	H2	47.65	0.00	56.05	73.98	-17.93
* 20960.00	-106.69	Average	H	H2	49.25	-9.54	40.01	53.98	-13.97
* 20960.00	-98.70	Peak	H	H2	49.25	-9.54	48.01	73.98	-25.97
26200.00	-102.35	Peak	H	H2	55.11	-9.54	50.21	68.20	-17.99

**Table 6-29. Radiated Measurements**

Worst Case Mode: 802.11a  
 Worst Case Transfer Rate: 6 Mbps  
 Distance of Measurements: 1 & 3 Meters  
 Operating Frequency: 5260MHz  
 Channel: 52

Frequency [MHz]	Analyzer Level [dBm]	Detector	Ant. Pol. [H/V]	EUT Pol. [H/H2/V]	AFCL [dB/m]	Distance Correction Factor [dB]	Field Strength [dBµV/m]	Limit [dBµV/m]	Margin [dB]
10520.00	-102.69	Peak	H	H2	46.74	0.00	51.04	68.20	-17.16
* 15780.00	-115.34	Average	H	H2	47.70	0.00	39.36	53.98	-14.62
* 15780.00	-104.93	Peak	H	H2	47.70	0.00	49.77	73.98	-24.21
* 21040.00	-107.01	Average	H	H2	49.15	-9.54	39.60	53.98	-14.38
* 21040.00	-99.37	Peak	H	H2	49.15	-9.54	47.24	73.98	-26.74
26300.00	-101.97	Peak	H	H2	55.29	-9.54	50.78	68.20	-17.42

**Table 6-30. Radiated Measurements**

FCC ID: A3LSMG860P		FCC Pt. 15.407 802.11a/n/ac UNII MEASUREMENT REPORT (CERTIFICATION)		Reviewed by: Quality Manager
Test Report S/N: 0Y1405221061.A3L	Test Dates: 5/22 - 6/10/2014	EUT Type: Portable Handset	Page 98 of 179	

Worst Case Mode: 802.11a  
 Worst Case Transfer Rate: 6 Mbps  
 Distance of Measurements: 1 & 3 Meters  
 Operating Frequency: 5280MHz  
 Channel: 56



Frequency [MHz]	Analyzer Level [dBm]	Detector	Ant. Pol. [H/V]	EUT Pol. [H/H2/V]	AFCL [dB/m]	Distance Correction Factor [dB]	Field Strength [dBµV/m]	Limit [dBµV/m]	Margin [dB]
10560.00	-102.48	Peak	H	H2	46.87	0.00	51.38	68.20	-16.82
* 15840.00	-115.07	Average	H	H2	48.00	0.00	39.93	53.98	-14.05
* 15840.00	-103.40	Peak	H	H2	48.00	0.00	51.60	73.98	-22.38
* 21120.00	-106.39	Average	H	H2	49.01	-9.54	40.07	53.98	-13.91
* 21120.00	-99.30	Peak	H	H2	49.01	-9.54	47.17	73.98	-26.81
26400.00	-100.63	Peak	H	H2	55.52	-9.54	52.35	68.20	-15.85

**Table 6-31. Radiated Measurements**

Worst Case Mode: 802.11a  
 Worst Case Transfer Rate: 6 Mbps  
 Distance of Measurements: 1 & 3 Meters  
 Operating Frequency: 5320MHz  
 Channel: 64

Frequency [MHz]	Analyzer Level [dBm]	Detector	Ant. Pol. [H/V]	EUT Pol. [H/H2/V]	AFCL [dB/m]	Distance Correction Factor [dB]	Field Strength [dBµV/m]	Limit [dBµV/m]	Margin [dB]
* 10640.00	-113.95	Average	H	H2	47.15	0.00	40.20	53.98	-13.78
* 10640.00	-102.10	Peak	H	H2	47.15	0.00	52.05	73.98	-21.93
* 15960.00	-115.15	Average	H	H2	48.56	0.00	40.41	53.98	-13.57
* 15960.00	-104.08	Peak	H	H2	48.56	0.00	51.48	73.98	-22.50
* 21280.00	-105.16	Average	H	H2	48.77	-9.54	41.07	53.98	-12.91
* 21280.00	-99.02	Peak	H	H2	48.77	-9.54	47.21	73.98	-26.77
26600.00	-104.44	Peak	H	H2	51.89	-9.54	44.91	68.20	-23.29

**Table 6-32. Radiated Measurements**

FCC ID: A3LSMG860P		FCC Pt. 15.407 802.11a/n/ac UNII MEASUREMENT REPORT (CERTIFICATION)		Reviewed by: Quality Manager
Test Report S/N: 0Y1405221061.A3L	Test Dates: 5/22 - 6/10/2014	EUT Type: Portable Handset	Page 99 of 179	

Worst Case Mode: 802.11a  
 Worst Case Transfer Rate: 6 Mbps  
 Distance of Measurements: 1 & 3 Meters  
 Operating Frequency: 5500MHz  
 Channel: 100

Frequency [MHz]	Analyzer Level [dBm]	Detector	Ant. Pol. [H/V]	EUT Pol. [H/H2/V]	AFCL [dB/m]	Distance Correction Factor [dB]	Field Strength [dBµV/m]	Limit [dBµV/m]	Margin [dB]
* 11000.00	-114.12	Average	H	H2	47.12	0.00	40.00	53.98	-13.98
* 11000.00	-103.30	Peak	H	H2	47.12	0.00	50.82	73.98	-23.16
16500.00	-102.94	Peak	H	H2	49.46	0.00	53.51	68.20	-14.69
22000.00	-97.09	Peak	H	H2	48.47	-9.54	48.84	68.20	-19.36
27500.00	-106.07	Peak	H	H2	52.75	-9.54	44.14	68.20	-24.06

**Table 6-33. Radiated Measurements**

Worst Case Mode: 802.11a  
 Worst Case Transfer Rate: 6 Mbps  
 Distance of Measurements: 1 & 3 Meters  
 Operating Frequency: 5580MHz  
 Channel: 116



Frequency [MHz]	Analyzer Level [dBm]	Detector	Ant. Pol. [H/V]	EUT Pol. [H/H2/V]	AFCL [dB/m]	Distance Correction Factor [dB]	Field Strength [dBµV/m]	Limit [dBµV/m]	Margin [dB]
* 11160.00	-114.35	Average	H	H2	46.96	0.00	39.62	53.98	-14.36
* 11160.00	-102.65	Peak	H	H2	46.96	0.00	51.32	73.98	-22.66
16740.00	-103.89	Peak	H	H2	49.79	0.00	52.90	68.20	-15.30
* 22320.00	-105.84	Average	H	H2	49.34	-9.54	40.96	53.98	-13.02
* 22320.00	-96.87	Peak	H	H2	49.34	-9.54	49.93	73.98	-24.05
27900.00	-105.19	Peak	H	H2	52.32	-9.54	44.59	68.20	-23.61

**Table 6-34. Radiated Measurements**

Worst Case Mode: 802.11a  
 Worst Case Transfer Rate: 6 Mbps  
 Distance of Measurements: 1 & 3 Meters  
 Operating Frequency: 5700MHz  
 Channel: 140

Frequency [MHz]	Analyzer Level [dBm]	Detector	Ant. Pol. [H/V]	EUT Pol. [H/H2/V]	AFCL [dB/m]	Distance Correction Factor [dB]	Field Strength [dBµV/m]	Limit [dBµV/m]	Margin [dB]
* 11400.00	-114.65	Average	H	H2	47.21	0.00	39.56	53.98	-14.42
* 11400.00	-103.65	Peak	H	H2	47.21	0.00	50.56	73.98	-23.42
17100.00	-104.70	Peak	H	H2	53.13	0.00	55.43	68.20	-12.77
* 22800.00	-108.26	Average	H	H2	50.06	-9.54	39.26	53.98	-14.72
* 22800.00	-99.00	Peak	H	H2	50.06	-9.54	48.52	73.98	-25.46
28500.00	-106.84	Peak	H	H2	52.25	-9.54	42.87	68.20	-25.33

**Table 6-35. Radiated Measurements**

FCC ID: A3LSMG860P		FCC Pt. 15.407 802.11a/n/ac UNII MEASUREMENT REPORT (CERTIFICATION)		Reviewed by: Quality Manager
Test Report S/N: 0Y1405221061.A3L	Test Dates: 5/22 - 6/10/2014	EUT Type: Portable Handset	Page 101 of 179	

## Antenna-2 Radiated Spurious Emission Measurements

§15.407(b)(1) and (2), §15.205 & §15.209; RSS-210 [A9.2]

Worst Case Mode: 802.11a  
 Worst Case Transfer Rate: 6 Mbps  
 Distance of Measurements: 1 & 3 Meters  
 Operating Frequency: 5180MHz  
 Channel: 36

Frequency [MHz]	Analyzer Level [dBm]	Detector	Ant. Pol. [H/V]	EUT Pol. [H/H2/V]	AFCL [dB/m]	Distance Correction Factor [dB]	Field Strength [dBµV/m]	Limit [dBµV/m]	Margin [dB]
10360.00	-102.60	Peak	H	H2	46.49	0.00	50.89	68.20	-17.31
* 15540.00	-113.57	Average	H	H2	48.07	0.00	41.50	53.98	-12.47
* 15540.00	-101.35	Peak	H	H2	48.07	0.00	53.72	73.98	-20.25
* 20720.00	-105.57	Average	H	H2	49.37	-9.54	41.26	53.98	-12.72
* 20720.00	-97.79	Peak	H	H2	49.37	-9.54	49.04	73.98	-24.94
25900.00	-102.41	Peak	H	H2	54.43	-9.54	49.48	68.20	-18.72



**Table 6-36. Radiated Measurements**

Worst Case Mode: 802.11a  
 Worst Case Transfer Rate: 6 Mbps  
 Distance of Measurements: 1 & 3 Meters  
 Operating Frequency: 5200MHz  
 Channel: 40

Frequency [MHz]	Analyzer Level [dBm]	Detector	Ant. Pol. [H/V]	EUT Pol. [H/H2/V]	AFCL [dB/m]	Distance Correction Factor [dB]	Field Strength [dBµV/m]	Limit [dBµV/m]	Margin [dB]
10400.00	-101.81	Peak	H	H2	46.56	0.00	51.75	68.20	-16.45
* 15600.00	-114.83	Average	H	H2	47.90	0.00	40.08	53.98	-13.90
* 15600.00	-103.60	Peak	H	H2	47.90	0.00	51.31	73.98	-22.67
* 20800.00	-106.47	Average	H	H2	49.36	-9.54	40.34	53.98	-13.64
* 20800.00	-97.55	Peak	H	H2	49.36	-9.54	49.27	73.98	-24.71
26000.00	-100.94	Peak	H	H2	54.86	-9.54	51.38	68.20	-16.82

**Table 6-37. Radiated Measurements**

Worst Case Mode: 802.11a

FCC ID: A3LSMG860P		FCC Pt. 15.407 802.11a/n/ac UNII MEASUREMENT REPORT (CERTIFICATION)		Reviewed by: Quality Manager
Test Report S/N: 0Y1405221061.A3L	Test Dates: 5/22 - 6/10/2014	EUT Type: Portable Handset	Page 102 of 179	

Worst Case Transfer Rate: 6 Mbps  
 Distance of Measurements: 1 & 3 Meters  
 Operating Frequency: 5240MHz  
 Channel: 48

Frequency [MHz]	Analyzer Level [dBm]	Detector	Ant. Pol. [H/V]	EUT Pol. [H/H2/V]	AFCL [dB/m]	Distance Correction Factor [dB]	Field Strength [dBμV/m]	Limit [dBμV/m]	Margin [dB]
10480.00	-102.09	Peak	H	H2	46.67	0.00	51.58	68.20	-16.62
* 15720.00	-115.51	Average	H	H2	47.65	0.00	39.14	53.98	-14.84
* 15720.00	-103.30	Peak	H	H2	47.65	0.00	51.35	73.98	-22.63
* 20960.00	-106.90	Average	H	H2	49.25	-9.54	39.81	53.98	-14.17
* 20960.00	-99.13	Peak	H	H2	49.25	-9.54	47.58	73.98	-26.40
26200.00	-103.03	Peak	H	H2	55.11	-9.54	49.53	68.20	-18.67

**Table 6-38. Radiated Measurements**

Worst Case Mode: 802.11a  
 Worst Case Transfer Rate: 6 Mbps  
 Distance of Measurements: 1 & 3 Meters  
 Operating Frequency: 5260MHz  
 Channel: 52

Frequency [MHz]	Analyzer Level [dBm]	Detector	Ant. Pol. [H/V]	EUT Pol. [H/H2/V]	AFCL [dB/m]	Distance Correction Factor [dB]	Field Strength [dBμV/m]	Limit [dBμV/m]	Margin [dB]
10520.00	-102.95	Peak	H	H2	46.74	0.00	50.78	68.20	-17.42
* 15780.00	-115.31	Average	H	H2	47.70	0.00	39.39	53.98	-14.59
* 15780.00	-104.44	Peak	H	H2	47.70	0.00	50.26	73.98	-23.72
* 21040.00	-105.50	Average	H	H2	49.15	-9.54	41.11	53.98	-12.87
* 21040.00	-98.66	Peak	H	H2	49.15	-9.54	47.95	73.98	-26.03
26300.00	-101.59	Peak	H	H2	55.29	-9.54	51.16	68.20	-17.04

**Table 6-39. Radiated Measurements**

Worst Case Mode: 802.11a  
 Worst Case Transfer Rate: 6 Mbps  
 Distance of Measurements: 1 & 3 Meters  
 Operating Frequency: 5280MHz  
 Channel: 56



Frequency [MHz]	Analyzer Level [dBm]	Detector	Ant. Pol. [H/V]	EUT Pol. [H/H2/V]	AFCL [dB/m]	Distance Correction Factor [dB]	Field Strength [dBμV/m]	Limit [dBμV/m]	Margin [dB]
10560.00	-102.53	Peak	H	H2	46.87	0.00	51.33	68.20	-16.87
* 15840.00	-115.24	Average	H	H2	48.00	0.00	39.76	53.98	-14.22
* 15840.00	-104.10	Peak	H	H2	48.00	0.00	50.90	73.98	-23.08
* 21120.00	-106.33	Average	H	H2	49.01	-9.54	40.14	53.98	-13.84
* 21120.00	-99.97	Peak	H	H2	49.01	-9.54	46.50	73.98	-27.48
26400.00	-101.76	Peak	H	H2	55.52	-9.54	51.22	68.20	-16.98

**Table 6-40. Radiated Measurements**

Worst Case Mode: 802.11a  
 Worst Case Transfer Rate: 6 Mbps  
 Distance of Measurements: 1 & 3 Meters  
 Operating Frequency: 5320MHz  
 Channel: 64

Frequency [MHz]	Analyzer Level [dBm]	Detector	Ant. Pol. [H/V]	EUT Pol. [H/H2/V]	AFCL [dB/m]	Distance Correction Factor [dB]	Field Strength [dBμV/m]	Limit [dBμV/m]	Margin [dB]
* 10640.00	-114.08	Average	H	H2	47.15	0.00	40.07	53.98	-13.91
* 10640.00	-102.16	Peak	H	H2	47.15	0.00	51.99	73.98	-21.99
* 15960.00	-115.18	Average	H	H2	48.56	0.00	40.38	53.98	-13.60
* 15960.00	-104.21	Peak	H	H2	48.56	0.00	51.35	73.98	-22.63
* 21280.00	-105.63	Average	H	H2	48.77	-9.54	40.60	53.98	-13.38
* 21280.00	-95.40	Peak	H	H2	48.77	-9.54	50.83	73.98	-23.15
26600.00	-104.12	Peak	H	H2	51.89	-9.54	45.23	68.20	-22.97

**Table 6-41. Radiated Measurements**

FCC ID: A3LSMG860P		FCC Pt. 15.407 802.11a/n/ac UNII MEASUREMENT REPORT (CERTIFICATION)		Reviewed by: Quality Manager
Test Report S/N: 0Y1405221061.A3L	Test Dates: 5/22 - 6/10/2014	EUT Type: Portable Handset	Page 104 of 179	

Worst Case Mode: 802.11a  
 Worst Case Transfer Rate: 6 Mbps  
 Distance of Measurements: 1 & 3 Meters  
 Operating Frequency: 5500MHz  
 Channel: 100

Frequency [MHz]	Analyzer Level [dBm]	Detector	Ant. Pol. [H/V]	EUT Pol. [H/H2/V]	AFCL [dB/m]	Distance Correction Factor [dB]	Field Strength [dBµV/m]	Limit [dBµV/m]	Margin [dB]
* 11000.00	-114.44	Average	H	H2	47.12	0.00	39.68	53.98	-14.30
* 11000.00	-103.58	Peak	H	H2	47.12	0.00	50.54	73.98	-23.44
16500.00	-104.77	Peak	H	H2	49.46	0.00	51.68	68.20	-16.52
22000.00	-97.21	Peak	H	H2	48.47	-9.54	48.72	68.20	-19.48
27500.00	-105.72	Peak	H	H2	52.75	-9.54	44.49	68.20	-23.71

**Table 6-42. Radiated Measurements**

Worst Case Mode: 802.11a  
 Worst Case Transfer Rate: 6 Mbps  
 Distance of Measurements: 1 & 3 Meters  
 Operating Frequency: 5580MHz  
 Channel: 116



Frequency [MHz]	Analyzer Level [dBm]	Detector	Ant. Pol. [H/V]	EUT Pol. [H/H2/V]	AFCL [dB/m]	Distance Correction Factor [dB]	Field Strength [dBµV/m]	Limit [dBµV/m]	Margin [dB]
* 11160.00	-114.48	Average	H	H2	46.96	0.00	39.49	53.98	-14.49
* 11160.00	-102.60	Peak	H	H2	46.96	0.00	51.37	73.98	-22.61
16740.00	-104.50	Peak	H	H2	49.79	0.00	52.29	68.20	-15.91
* 22320.00	-107.98	Average	H	H2	49.34	-9.54	38.82	53.98	-15.16
* 22320.00	-98.20	Peak	H	H2	49.34	-9.54	48.60	73.98	-25.38
27900.00	-104.79	Peak	H	H2	52.32	-9.54	44.99	68.20	-23.21

**Table 6-43. Radiated Measurements**

Worst Case Mode: 802.11a  
 Worst Case Transfer Rate: 6 Mbps  
 Distance of Measurements: 1 & 3 Meters  
 Operating Frequency: 5700MHz  
 Channel: 140

Frequency [MHz]	Analyzer Level [dBm]	Detector	Ant. Pol. [H/V]	EUT Pol. [H/H2/V]	AFCL [dB/m]	Distance Correction Factor [dB]	Field Strength [dB $\mu$ V/m]	Limit [dB $\mu$ V/m]	Margin [dB]
* 11400.00	-114.65	Average	H	H2	47.21	0.00	39.56	53.98	-14.42
* 11400.00	-103.16	Peak	H	H2	47.21	0.00	51.05	73.98	-22.93
17100.00	-104.81	Peak	H	H2	53.13	0.00	55.32	68.20	-12.88
* 22800.00	-107.95	Average	H	H2	50.06	-9.54	39.57	53.98	-14.41
* 22800.00	-98.24	Peak	H	H2	50.06	-9.54	49.28	73.98	-24.70
28500.00	-106.30	Peak	H	H2	52.25	-9.54	43.41	68.20	-24.79

**Table 6-44. Radiated Measurements**

FCC ID: A3LSMG860P		FCC Pt. 15.407 802.11a/n/ac UNII MEASUREMENT REPORT (CERTIFICATION)		Reviewed by: Quality Manager
Test Report S/N: 0Y1405221061.A3L	Test Dates: 5/22 - 6/10/2014	EUT Type: Portable Handset	Page 106 of 179	

## MIMO Radiated Spurious Emission Measurements

**§15.407(b)(1) and (2), §15.205 & §15.209; RSS-210 [A9.2]**

Worst Case Mode: 802.11a  
 Worst Case Transfer Rate: 6 Mbps  
 Distance of Measurements: 1 & 3 Meters  
 Operating Frequency: 5180MHz  
 Channel: 36

Frequency [MHz]	Analyzer Level [dBm]	Detector	Ant. Pol. [H/V]	EUT Pol. [H/H2/V]	AFCL [dB/m]	Distance Correction Factor [dB]	Field Strength [dBµV/m]	Limit [dBµV/m]	Margin [dB]
10360.00	-101.57	Peak	H	H2	46.49	0.00	51.92	68.20	-16.28
* 15540.00	-114.63	Average	H	H2	48.07	0.00	40.44	53.98	-13.53
* 15540.00	-101.96	Peak	H	H2	48.07	0.00	53.11	73.98	-20.86
* 20720.00	-100.71	Average	H	H2	49.37	-9.54	46.12	53.98	-7.86
* 20720.00	-96.43	Peak	H	H2	49.37	-9.54	50.40	73.98	-23.58
25900.00	-103.36	Peak	H	H2	54.43	-9.54	48.53	68.20	-19.67



**Table 6-45. Radiated Measurements**

Worst Case Mode: 802.11a  
 Worst Case Transfer Rate: 6 Mbps  
 Distance of Measurements: 1 & 3 Meters  
 Operating Frequency: 5200MHz  
 Channel: 40

Frequency [MHz]	Analyzer Level [dBm]	Detector	Ant. Pol. [H/V]	EUT Pol. [H/H2/V]	AFCL [dB/m]	Distance Correction Factor [dB]	Field Strength [dBµV/m]	Limit [dBµV/m]	Margin [dB]
10400.00	-101.88	Peak	H	H2	46.56	0.00	51.68	68.20	-16.52
* 15600.00	-115.51	Average	H	H2	47.90	0.00	39.40	53.98	-14.58
* 15600.00	-104.38	Peak	H	H2	47.90	0.00	50.53	73.98	-23.45
* 20800.00	-102.19	Average	H	H2	49.36	-9.54	44.63	53.98	-9.35
* 20800.00	-96.19	Peak	H	H2	49.36	-9.54	50.63	73.98	-23.35
26000.00	-101.40	Peak	H	H2	54.86	-9.54	50.92	68.20	-17.28

**Table 6-46. Radiated Measurements**

Worst Case Mode: 802.11a

FCC ID: A3LSMG860P		FCC Pt. 15.407 802.11a/n/ac UNII MEASUREMENT REPORT (CERTIFICATION)		Reviewed by: Quality Manager
Test Report S/N: 0Y1405221061.A3L	Test Dates: 5/22 - 6/10/2014	EUT Type: Portable Handset	Page 107 of 179	

Worst Case Transfer Rate: 6 Mbps  
 Distance of Measurements: 1 & 3 Meters  
 Operating Frequency: 5240MHz  
 Channel: 48



Frequency [MHz]	Analyzer Level [dBm]	Detector	Ant. Pol. [H/V]	EUT Pol. [H/H2/V]	AFCL [dB/m]	Distance Correction Factor [dB]	Field Strength [dBμV/m]	Limit [dBμV/m]	Margin [dB]
10480.00	-100.01	Peak	H	H2	46.67	0.00	53.66	68.20	-14.54
* 15720.00	-114.29	Average	H	H2	47.65	0.00	40.36	53.98	-13.62
* 15720.00	-102.88	Peak	H	H2	47.65	0.00	51.77	73.98	-22.21
* 20960.00	-103.52	Average	H	H2	49.25	-9.54	43.19	53.98	-10.79
* 20960.00	-98.35	Peak	H	H2	49.25	-9.54	48.36	73.98	-25.62
26200.00	-101.03	Peak	H	H2	55.11	-9.54	51.53	68.20	-16.67

**Table 6-47. Radiated Measurements**

Worst Case Mode: 802.11a  
 Worst Case Transfer Rate: 6 Mbps  
 Distance of Measurements: 1 & 3 Meters  
 Operating Frequency: 5260MHz  
 Channel: 52

Frequency [MHz]	Analyzer Level [dBm]	Detector	Ant. Pol. [H/V]	EUT Pol. [H/H2/V]	AFCL [dB/m]	Distance Correction Factor [dB]	Field Strength [dBμV/m]	Limit [dBμV/m]	Margin [dB]
10520.00	-102.85	Peak	H	H2	46.74	0.00	50.88	68.20	-17.32
* 15780.00	-115.36	Average	H	H2	47.70	0.00	39.34	53.98	-14.64
* 15780.00	-105.00	Peak	H	H2	47.70	0.00	49.70	73.98	-24.28
* 21040.00	-107.51	Average	H	H2	49.15	-9.54	39.10	53.98	-14.88
* 21040.00	-97.93	Peak	H	H2	49.15	-9.54	48.68	73.98	-25.30
26300.00	-101.29	Peak	H	H2	55.29	-9.54	51.46	68.20	-16.74

**Table 6-48. Radiated Measurements**

FCC ID: A3LSMG860P		FCC Pt. 15.407 802.11a/n/ac UNII MEASUREMENT REPORT (CERTIFICATION)		Reviewed by: Quality Manager
Test Report S/N: 0Y1405221061.A3L	Test Dates: 5/22 - 6/10/2014	EUT Type: Portable Handset	Page 108 of 179	

Worst Case Mode: 802.11a  
 Worst Case Transfer Rate: 6 Mbps  
 Distance of Measurements: 1 & 3 Meters  
 Operating Frequency: 5280MHz  
 Channel: 56



Frequency [MHz]	Analyzer Level [dBm]	Detector	Ant. Pol. [H/V]	EUT Pol. [H/H2/V]	AFCL [dB/m]	Distance Correction Factor [dB]	Field Strength [dBµV/m]	Limit [dBµV/m]	Margin [dB]
10560.00	-102.69	Peak	H	H2	46.87	0.00	51.17	68.20	-17.03
* 15840.00	-115.17	Average	H	H2	48.00	0.00	39.83	53.98	-14.15
* 15840.00	-104.25	Peak	H	H2	48.00	0.00	50.75	73.98	-23.23
* 21120.00	-106.86	Average	H	H2	49.01	-9.54	39.61	53.98	-14.37
* 21120.00	-97.76	Peak	H	H2	49.01	-9.54	48.71	73.98	-25.27
26400.00	-101.75	Peak	H	H2	55.52	-9.54	51.23	68.20	-16.97

**Table 6-49. Radiated Measurements**

Worst Case Mode: 802.11a  
 Worst Case Transfer Rate: 6 Mbps  
 Distance of Measurements: 1 & 3 Meters  
 Operating Frequency: 5320MHz  
 Channel: 64

Frequency [MHz]	Analyzer Level [dBm]	Detector	Ant. Pol. [H/V]	EUT Pol. [H/H2/V]	AFCL [dB/m]	Distance Correction Factor [dB]	Field Strength [dBµV/m]	Limit [dBµV/m]	Margin [dB]
* 10640.00	-114.07	Average	H	H2	47.15	0.00	40.08	53.98	-13.90
* 10640.00	-102.52	Peak	H	H2	47.15	0.00	51.63	73.98	-22.35
* 15960.00	-115.21	Average	H	H2	48.56	0.00	40.35	53.98	-13.63
* 15960.00	-104.70	Peak	H	H2	48.56	0.00	50.86	73.98	-23.12
* 21280.00	-107.51	Average	H	H2	48.77	-9.54	38.72	53.98	-15.26
* 21280.00	-98.52	Peak	H	H2	48.77	-9.54	47.71	73.98	-26.27
26600.00	-104.12	Peak	H	H2	51.89	-9.54	45.23	68.20	-22.97

**Table 6-50. Radiated Measurements**

FCC ID: A3LSMG860P		FCC Pt. 15.407 802.11a/n/ac UNII MEASUREMENT REPORT (CERTIFICATION)		Reviewed by: Quality Manager
Test Report S/N: 0Y1405221061.A3L	Test Dates: 5/22 - 6/10/2014	EUT Type: Portable Handset	Page 109 of 179	

Worst Case Mode: 802.11a  
 Worst Case Transfer Rate: 6 Mbps  
 Distance of Measurements: 1 & 3 Meters  
 Operating Frequency: 5500MHz  
 Channel: 100

Frequency [MHz]	Analyzer Level [dBm]	Detector	Ant. Pol. [H/V]	EUT Pol. [H/H2/V]	AFCL [dB/m]	Distance Correction Factor [dB]	Field Strength [dBµV/m]	Limit [dBµV/m]	Margin [dB]
* 11000.00	-102.58	Average	H	H2	47.12	0.00	51.54	53.98	-2.44
* 11000.00	-103.20	Peak	H	H2	47.12	0.00	50.92	73.98	-23.06
16500.00	-114.32	Peak	H	H2	49.46	0.00	42.13	68.20	-26.07
22000.00	-98.14	Peak	H	H2	48.47	-9.54	47.79	68.20	-20.41
27500.00	-104.61	Peak	H	H2	52.75	-9.54	45.60	68.20	-22.60

**Table 6-51. Radiated Measurements**

Worst Case Mode: 802.11a  
 Worst Case Transfer Rate: 6 Mbps  
 Distance of Measurements: 1 & 3 Meters  
 Operating Frequency: 5580MHz  
 Channel: 116



Frequency [MHz]	Analyzer Level [dBm]	Detector	Ant. Pol. [H/V]	EUT Pol. [H/H2/V]	AFCL [dB/m]	Distance Correction Factor [dB]	Field Strength [dBµV/m]	Limit [dBµV/m]	Margin [dB]
* 11160.00	-114.93	Average	H	H2	46.96	0.00	39.04	53.98	-14.94
* 11160.00	-101.71	Peak	H	H2	46.96	0.00	52.26	73.98	-21.72
16740.00	-101.47	Peak	H	H2	49.79	0.00	55.32	68.20	-12.88
* 22320.00	-109.08	Average	H	H2	49.34	-9.54	37.72	53.98	-16.26
* 22320.00	-98.19	Peak	H	H2	49.34	-9.54	48.61	73.98	-25.37
27900.00	-105.46	Peak	H	H2	52.32	-9.54	44.32	68.20	-23.88

**Table 6-52. Radiated Measurements**

Worst Case Mode: 802.11a  
 Worst Case Transfer Rate: 6 Mbps  
 Distance of Measurements: 1 & 3 Meters  
 Operating Frequency: 5700MHz  
 Channel: 140

Frequency [MHz]	Analyzer Level [dBm]	Detector	Ant. Pol. [H/V]	EUT Pol. [H/H2/V]	AFCL [dB/m]	Distance Correction Factor [dB]	Field Strength [dB $\mu$ V/m]	Limit [dB $\mu$ V/m]	Margin [dB]
* 11400.00	-114.20	Average	H	H2	47.21	0.00	40.01	53.98	-13.97
* 11400.00	-101.89	Peak	H	H2	47.21	0.00	52.32	73.98	-21.66
17100.00	-101.56	Peak	H	H2	53.13	0.00	58.57	68.20	-9.63
* 22800.00	-108.16	Average	H	H2	50.06	-9.54	39.36	53.98	-14.62
* 22800.00	-98.07	Peak	H	H2	50.06	-9.54	49.45	73.98	-24.53
28500.00	-104.80	Peak	H	H2	52.25	-9.54	44.91	68.20	-23.29

**Table 6-53. Radiated Measurements**

FCC ID: A3LSMG860P		FCC Pt. 15.407 802.11a/n/ac UNII MEASUREMENT REPORT (CERTIFICATION)		Reviewed by: Quality Manager
Test Report S/N: 0Y1405221061.A3L	Test Dates: 5/22 - 6/10/2014	EUT Type: Portable Handset	Page 111 of 179	

## 6.8 Antenna-1 Radiated Band Edge Measurements (20MHz BW)

§15.407(b.1)(b.2) §15.205 §15.209

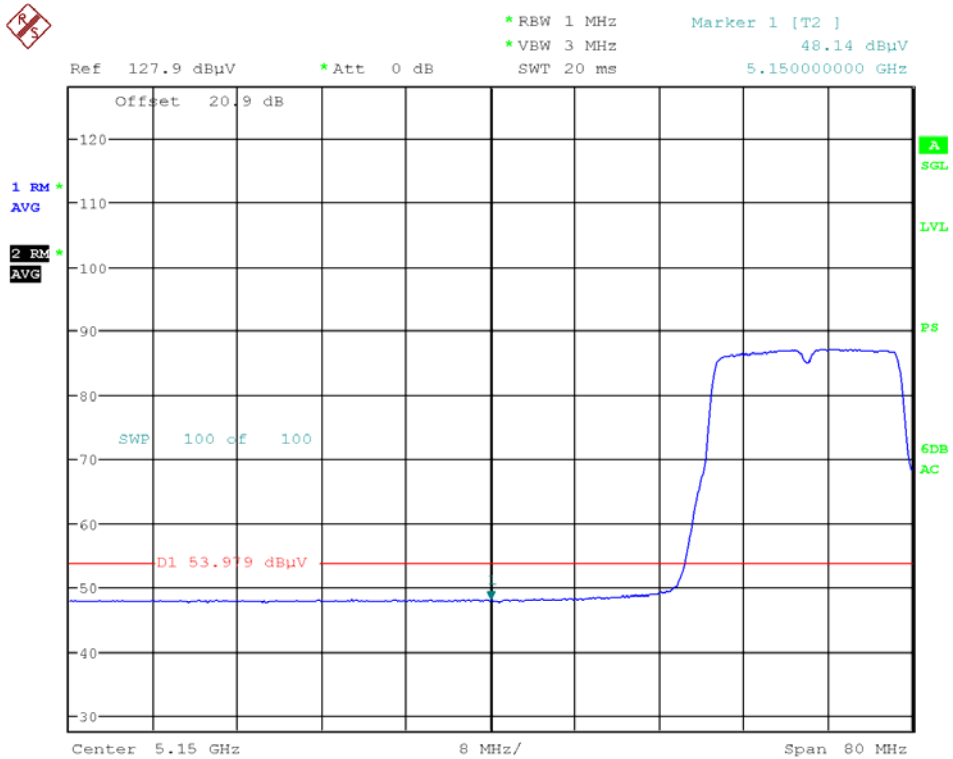
Worst Case Mode: 802.11a

Worst Case Transfer Rate: 6 Mbps

Distance of Measurements: 3 Meters

Operating Frequency: 5180MHz

Channel: 36

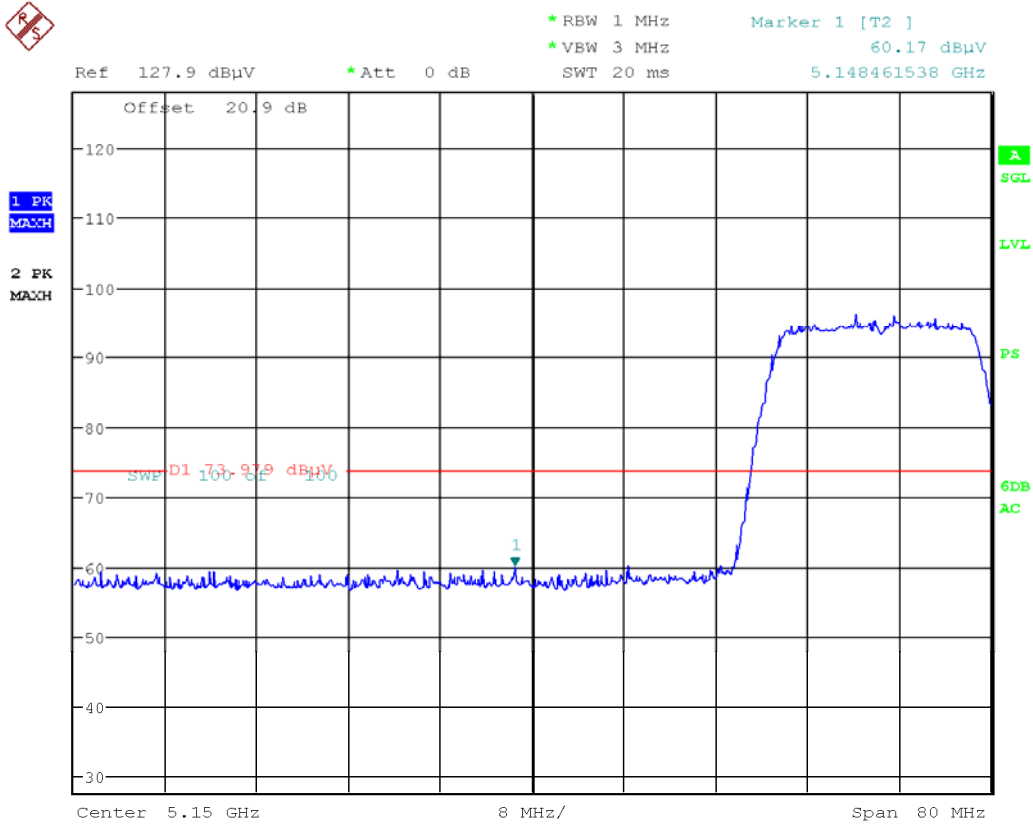


Date: 4.JUN.2014 03:24:55

**Plot 6-123. Radiated Restricted Lower Band Edge Plot (Average – UNII Band 1)**

FCC ID: A3LSMG860P		FCC Pt. 15.407 802.11a/n/ac UNII MEASUREMENT REPORT (CERTIFICATION)		Reviewed by: Quality Manager
Test Report S/N: 0Y1405221061.A3L	Test Dates: 5/22 - 6/10/2014	EUT Type: Portable Handset		Page 112 of 179

**Radiated Band Edge Measurements (20MHz BW)**  
**§15.407(b.1)(b.2) §15.205 §15.209**



Date: 4.JUN.2014 03:25:53

**Plot 6-124. Radiated Restricted Lower Band Edge Plot (Peak – UNII Band 1)**

FCC ID: A3LSMG860P		FCC Pt. 15.407 802.11a/n/ac UNII MEASUREMENT REPORT (CERTIFICATION)		Reviewed by: Quality Manager
Test Report S/N: 0Y1405221061.A3L	Test Dates: 5/22 - 6/10/2014	EUT Type: Portable Handset	Page 113 of 179	

# Radiated Band Edge Measurements (20MHz BW)

§15.407(b.1)(b.2) §15.205 §15.209

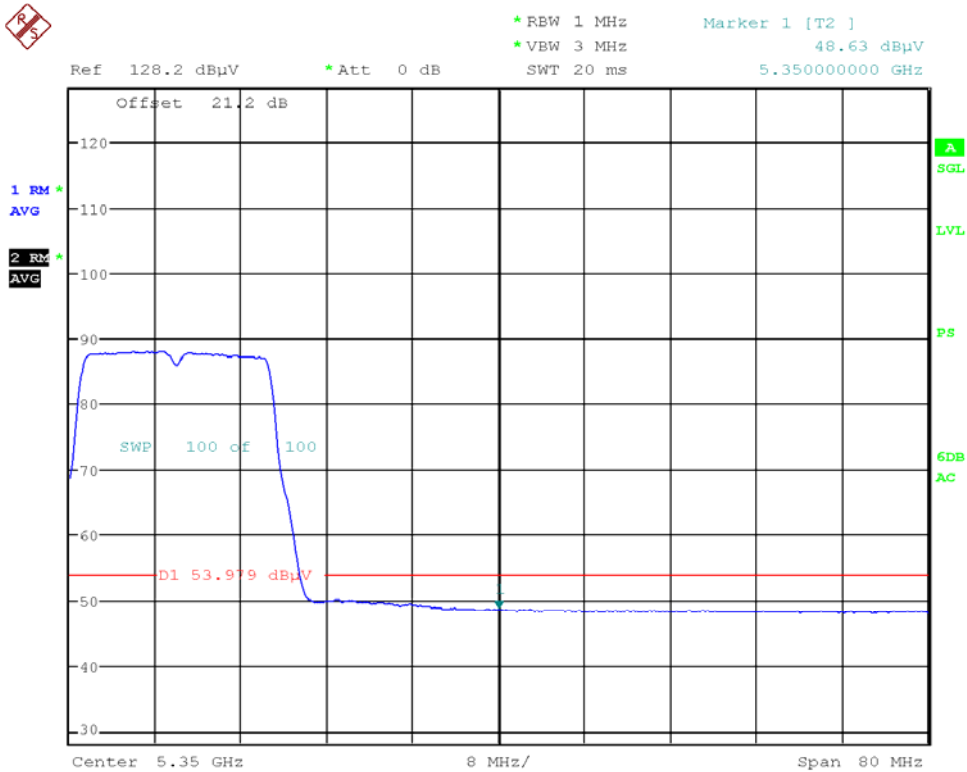
Worst Case Mode: 802.11a

Worst Case Transfer Rate: 6 Mbps

Distance of Measurements: 3 Meters

Operating Frequency: 5320MHz

Channel: 64

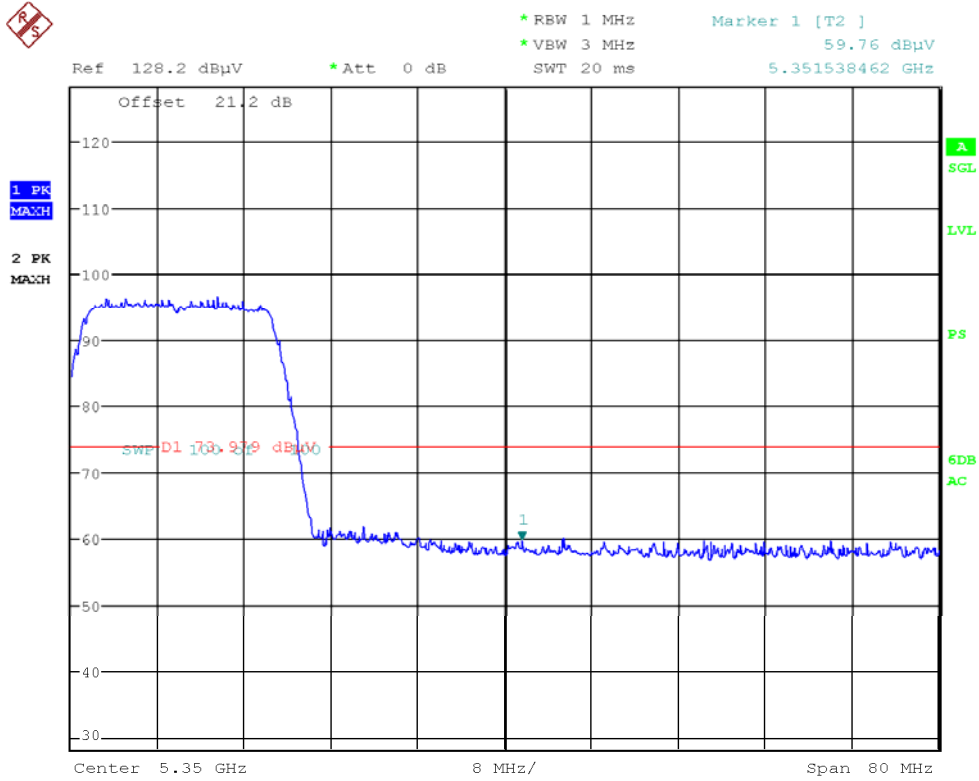


Date: 4.JUN.2014 03:45:37

**Plot 6-125. Radiated Restricted Upper Band Edge Plot (Average – UNII Band 2A)**

FCC ID: A3LSMG860P		FCC Pt. 15.407 802.11a/n/ac UNII MEASUREMENT REPORT (CERTIFICATION)		Reviewed by: Quality Manager
Test Report S/N: 0Y1405221061.A3L	Test Dates: 5/22 - 6/10/2014	EUT Type: Portable Handset		Page 114 of 179

**Radiated Band Edge Measurements (20MHz BW)**  
**\$15.407(b.1)(b.2) \$15.205 \$15.209**



Date: 4.JUN.2014 03:46:32

**Plot 6-126. Radiated Restricted Upper Band Edge Plot (Peak – UNII Band 2A)**

FCC ID: A3LSMG860P	<b>PCTEST</b> ENGINEERING LABORATORY, INC.	FCC Pt. 15.407 802.11a/n/ac UNII MEASUREMENT REPORT (CERTIFICATION)	<b>SAMSUNG</b>	Reviewed by: Quality Manager
Test Report S/N: 0Y1405221061.A3L	Test Dates: 5/22 - 6/10/2014	EUT Type: Portable Handset		Page 115 of 179

# Radiated Band Edge Measurements (20MHz BW)

§15.407(b.1)(b.2) §15.205 §15.209

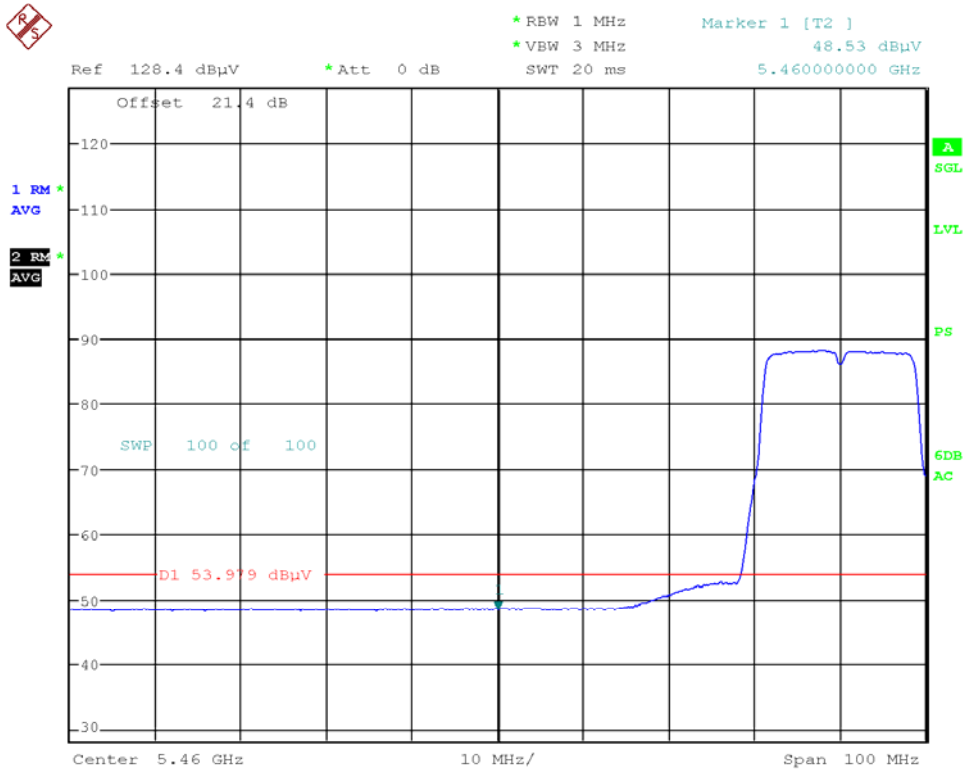
Worst Case Mode: 802.11a

Worst Case Transfer Rate: 6 Mbps

Distance of Measurements: 3 Meters

Operating Frequency: 5500MHz

Channel: 100

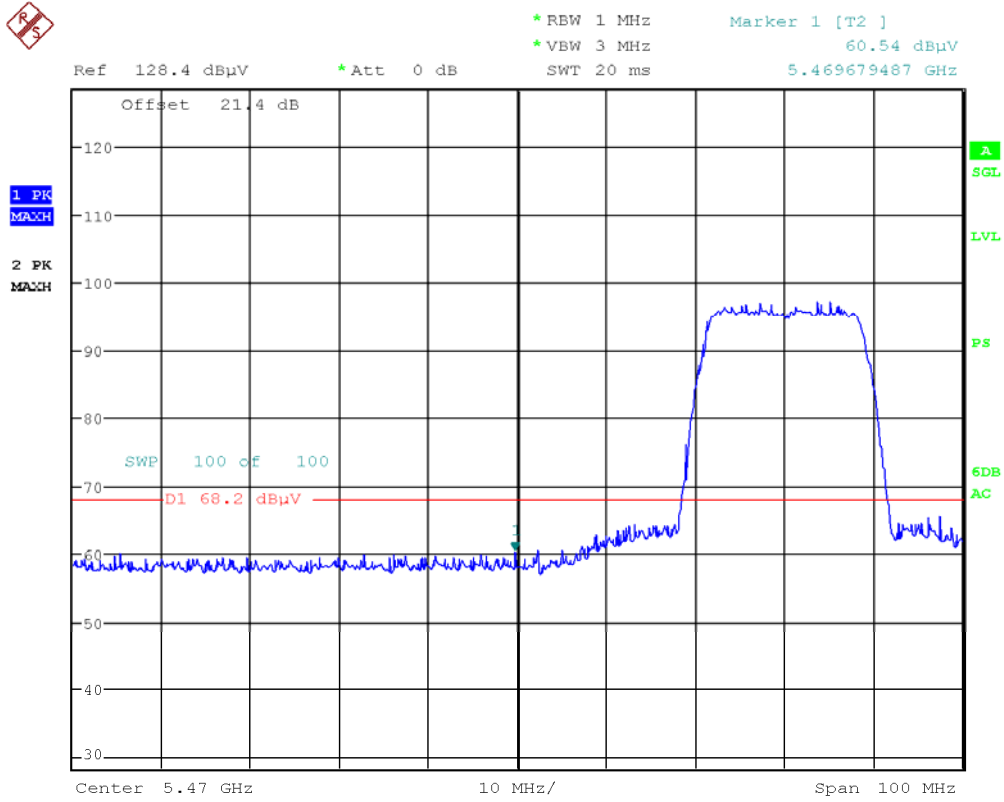


Date: 4.JUN.2014 04:08:38

**Plot 6-127. Radiated Restricted Lower Band Edge Plot (Average – UNII Band 2C)**



FCC ID: A3LSMG860P		FCC Pt. 15.407 802.11a/n/ac UNII MEASUREMENT REPORT (CERTIFICATION)		Reviewed by: Quality Manager
Test Report S/N: 0Y1405221061.A3L	Test Dates: 5/22 - 6/10/2014	EUT Type: Portable Handset	Page 116 of 179	

**Radiated Band Edge Measurements (20MHz BW)**  
**§15.407(b.1)(b.2) §15.205 §15.209**



Date: 4.JUN.2014 04:10:22

**Plot 6-128. Radiated Restricted Lower Band Edge Plot (Peak – UNII Band 2C)**

<b>FCC ID:</b> A3LSMG860P		FCC Pt. 15.407 802.11a/n/ac UNII MEASUREMENT REPORT (CERTIFICATION)		<b>Reviewed by:</b> Quality Manager
<b>Test Report S/N:</b> 0Y1405221061.A3L	<b>Test Dates:</b> 5/22 - 6/10/2014	<b>EUT Type:</b> Portable Handset	Page 117 of 179	

# Radiated Band Edge Measurements (20MHz BW)

§15.407(b.1)(b.2) §15.205 §15.209

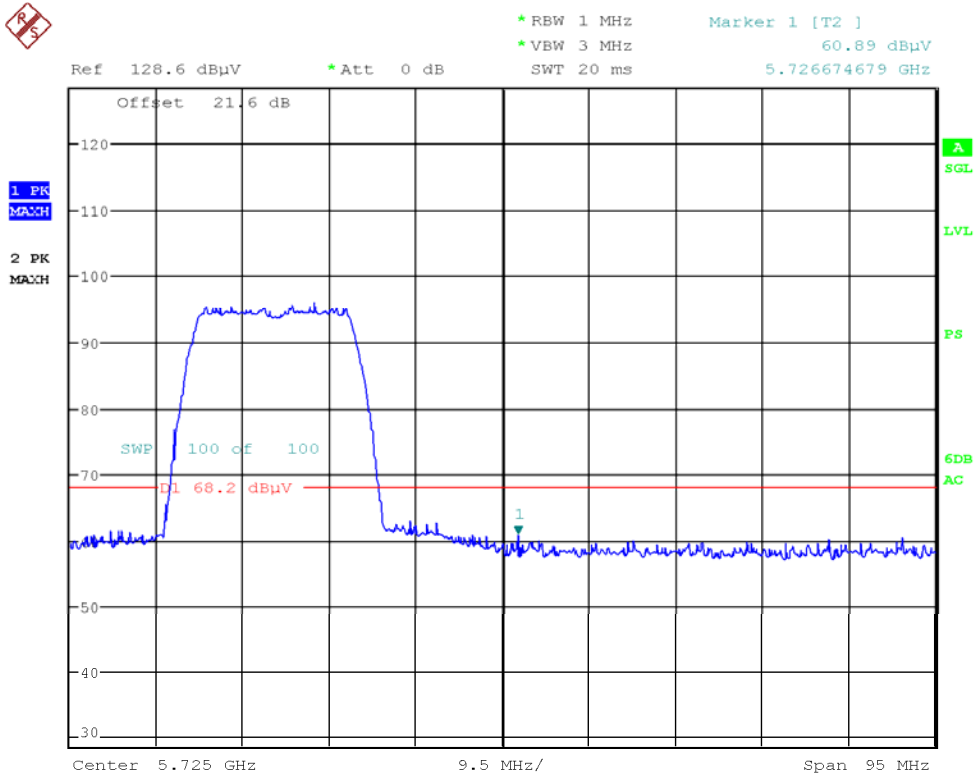
Worst Case Mode: 802.11a

Worst Case Transfer Rate: 6 Mbps

Distance of Measurements: 3 Meters

Operating Frequency: 5700MHz

Channel: 140



Date: 4.JUN.2014 04:30:45

**Plot 6-129. Radiated Upper Band Edge Plot (Peak – UNII Band 2C)**

FCC ID: A3LSMG860P		FCC Pt. 15.407 802.11a/n/ac UNII MEASUREMENT REPORT (CERTIFICATION)		Reviewed by: Quality Manager
Test Report S/N: 0Y1405221061.A3L	Test Dates: 5/22 - 6/10/2014	EUT Type: Portable Handset		Page 118 of 179

## 6.9 Antenna-1 Radiated Band Edge Measurements (40MHz BW)

§15.407(b.1)(b.2) §15.205 §15.209

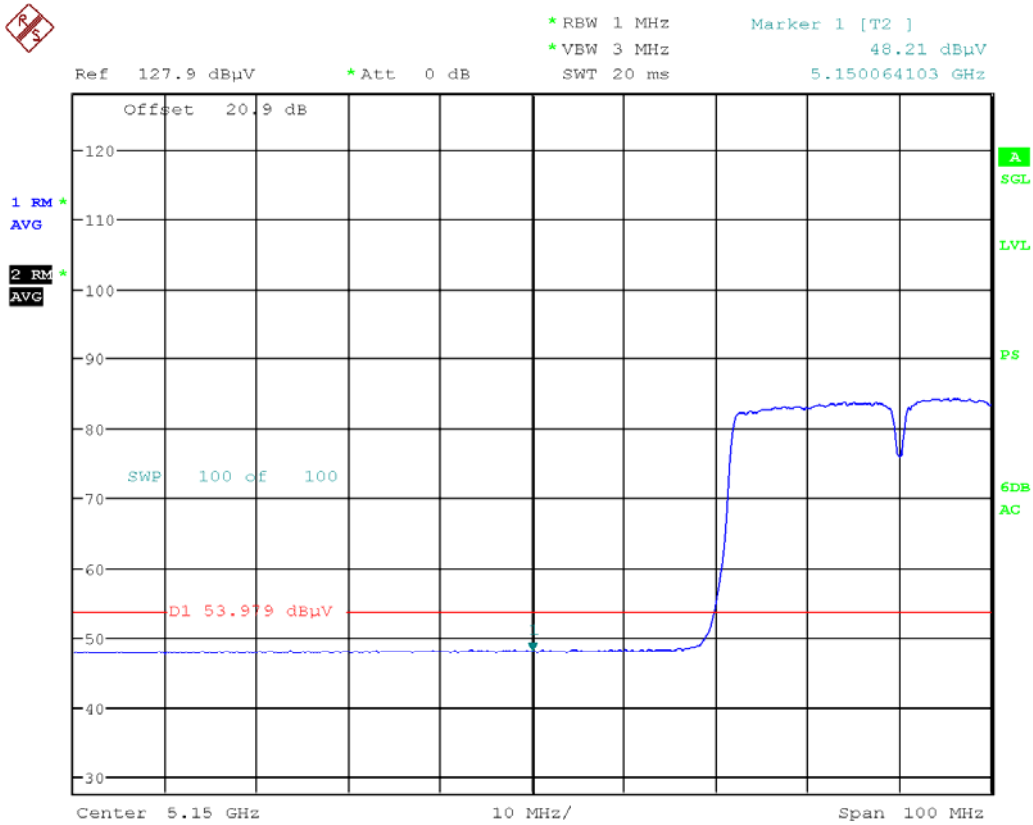
Worst Case Mode: 802.11n (40MHz)

Worst Case Transfer Rate: MCS0

Distance of Measurements: 3 Meters

Operating Frequency: 5190MHz

Channel: 38

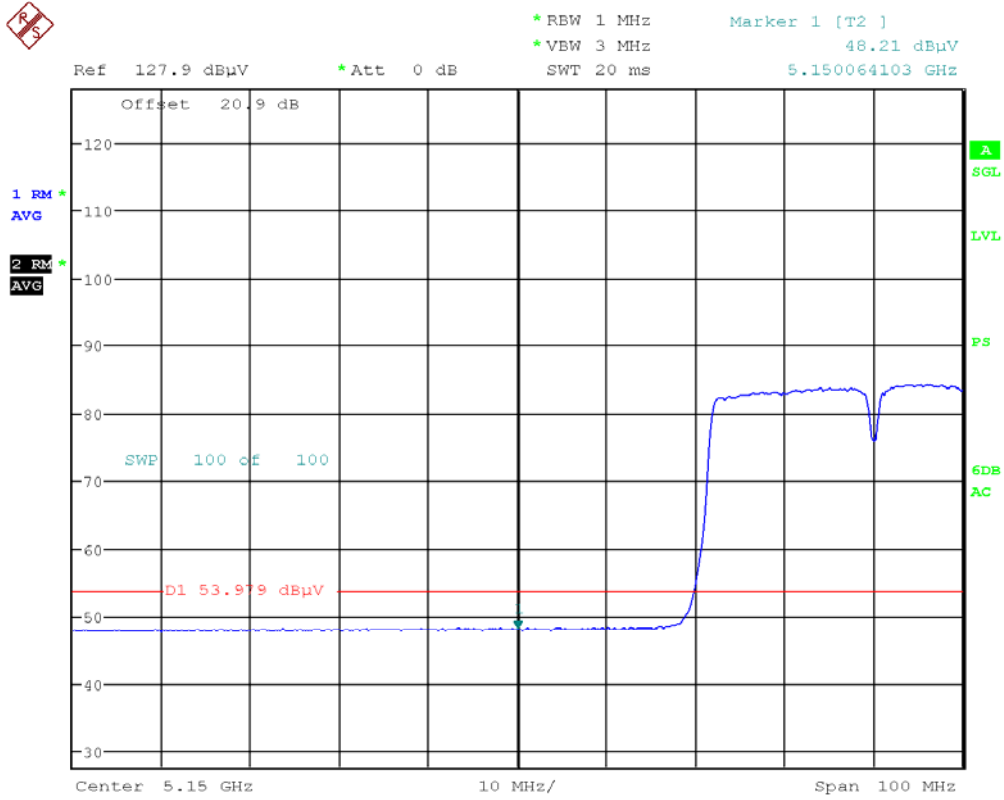


Date: 4.JUN.2014 03:31:23

**Plot 6-130. Radiated Restricted Lower Band Edge Plot (Average – UNII Band 1)**

FCC ID: A3LSMG860P		FCC Pt. 15.407 802.11a/n/ac UNII MEASUREMENT REPORT (CERTIFICATION)		Reviewed by: Quality Manager
Test Report S/N: 0Y1405221061.A3L	Test Dates: 5/22 - 6/10/2014	EUT Type: Portable Handset	Page 119 of 179	

**Radiated Band Edge Measurements (40MHz BW)**  
§15.407(b.1)(b.2) §15.205 §15.209



Date: 4.JUN.2014 03:31:04

**Plot 6-131. Radiated Restricted Lower Band Edge Plot (Peak – UNII Band 1)**

FCC ID: A3LSMG860P		FCC Pt. 15.407 802.11a/n/ac UNII MEASUREMENT REPORT (CERTIFICATION)		Reviewed by: Quality Manager
Test Report S/N: 0Y1405221061.A3L	Test Dates: 5/22 - 6/10/2014	EUT Type: Portable Handset	Page 120 of 179	

# Radiated Band Edge Measurements (40MHz BW)

§15.407(b.1)(b.2) §15.205 §15.209

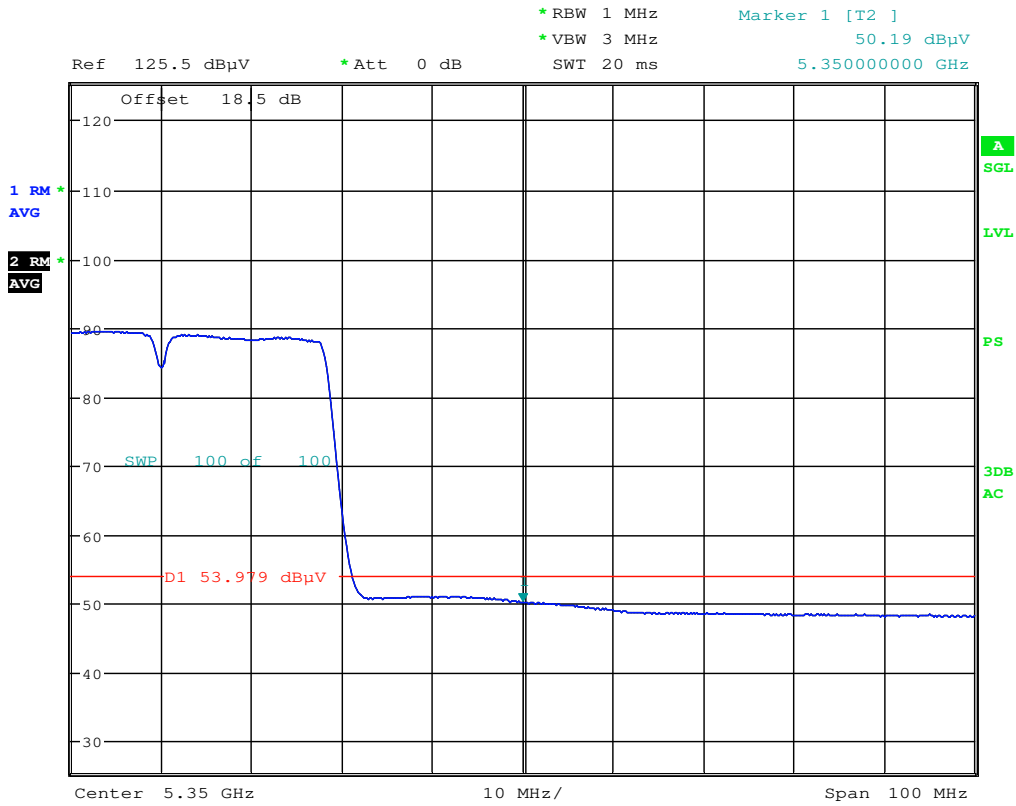
Worst Case Mode: 802.11n (40MHz)

Worst Case Transfer Rate: MCS0

Distance of Measurements: 3 Meters

Operating Frequency: 5310MHz

Channel: 62



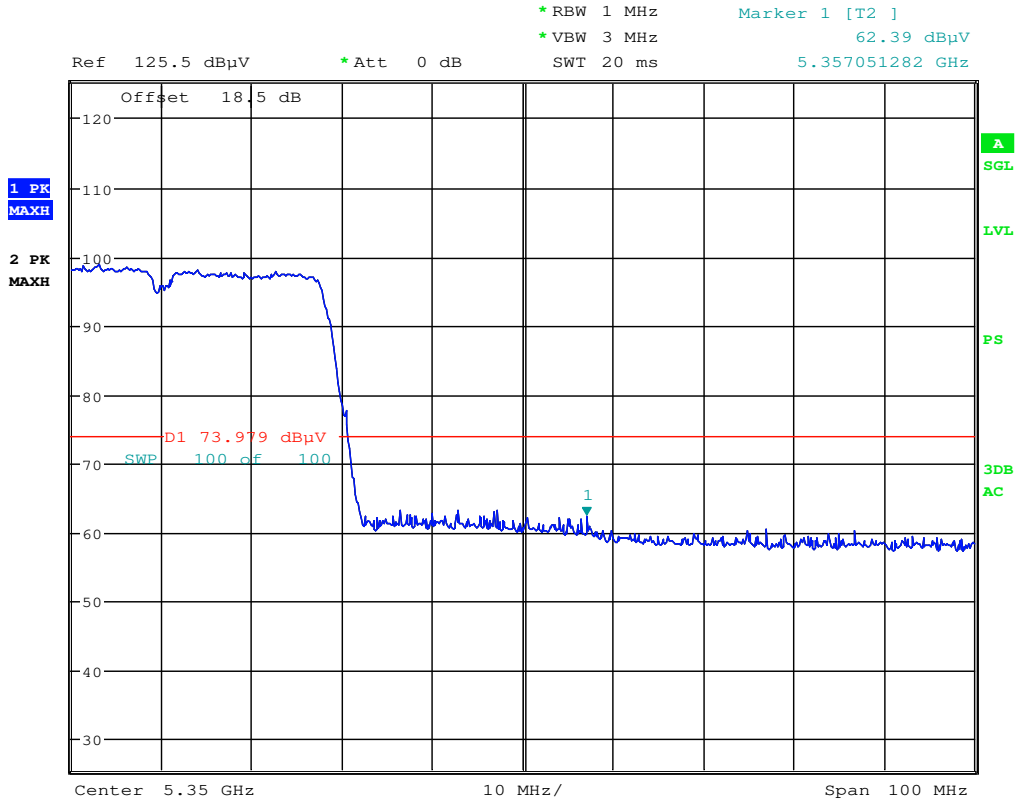
Date: 25.JUN.2014 22:48:31

**Plot 6-132. Radiated Restricted Upper Band Edge Plot (Average – UNII Band 2A)**

FCC ID: A3LSMG860P		FCC Pt. 15.407 802.11a/n/ac UNII MEASUREMENT REPORT (CERTIFICATION)		Reviewed by: Quality Manager
Test Report S/N: 0Y1405221061.A3L	Test Dates: 5/22 - 6/10/2014	EUT Type: Portable Handset	Page 121 of 179	

# Radiated Band Edge Measurements (40MHz BW)

§15.407(b.1)(b.2) §15.205 §15.209



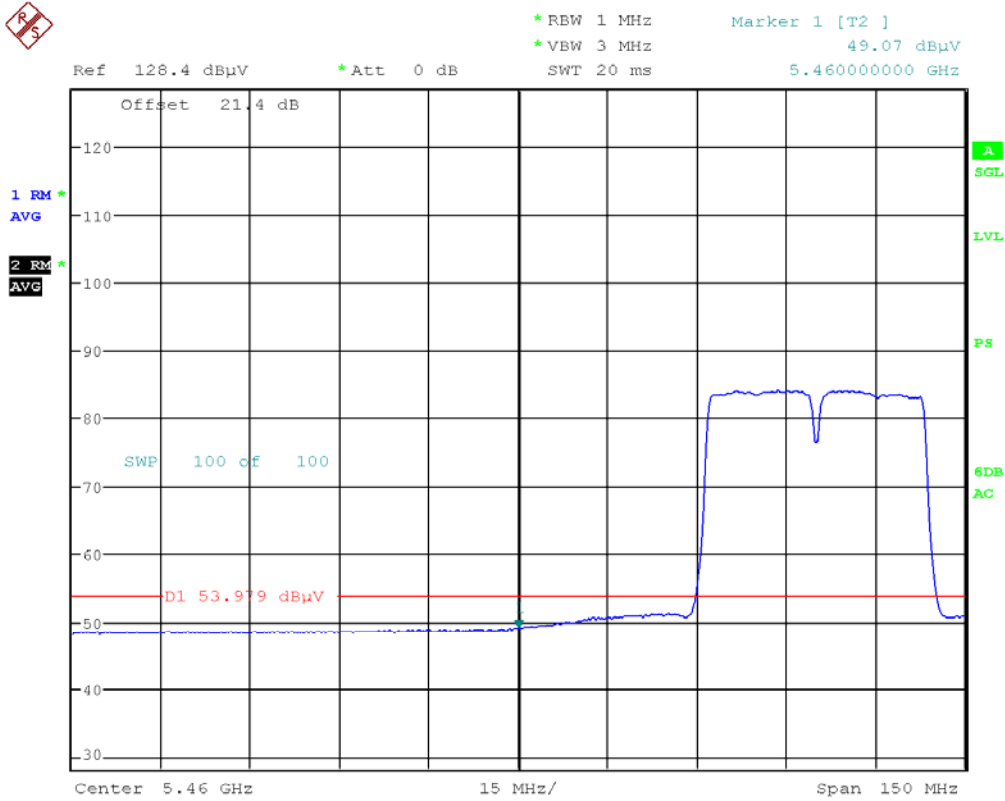
Date: 25.JUN.2014 22:49:15

**Plot 6-133. Radiated Restricted Upper Band Edge Plot (Peak – UNII Band 2A)**

FCC ID: A3LSMG860P		FCC Pt. 15.407 802.11a/n/ac UNII MEASUREMENT REPORT (CERTIFICATION)		Reviewed by: Quality Manager
Test Report S/N: 0Y1405221061.A3L	Test Dates: 5/22 - 6/10/2014	EUT Type: Portable Handset	Page 122 of 179	

**Radiated Band Edge Measurements (40MHz BW)**  
§15.407(b.1)(b.2) §15.205 §15.209

Worst Case Mode: 802.11n (40MHz)  
 Worst Case Transfer Rate: MCS0  
 Distance of Measurements: 3 Meters  
 Operating Frequency: 5510MHz  
 Channel: 102



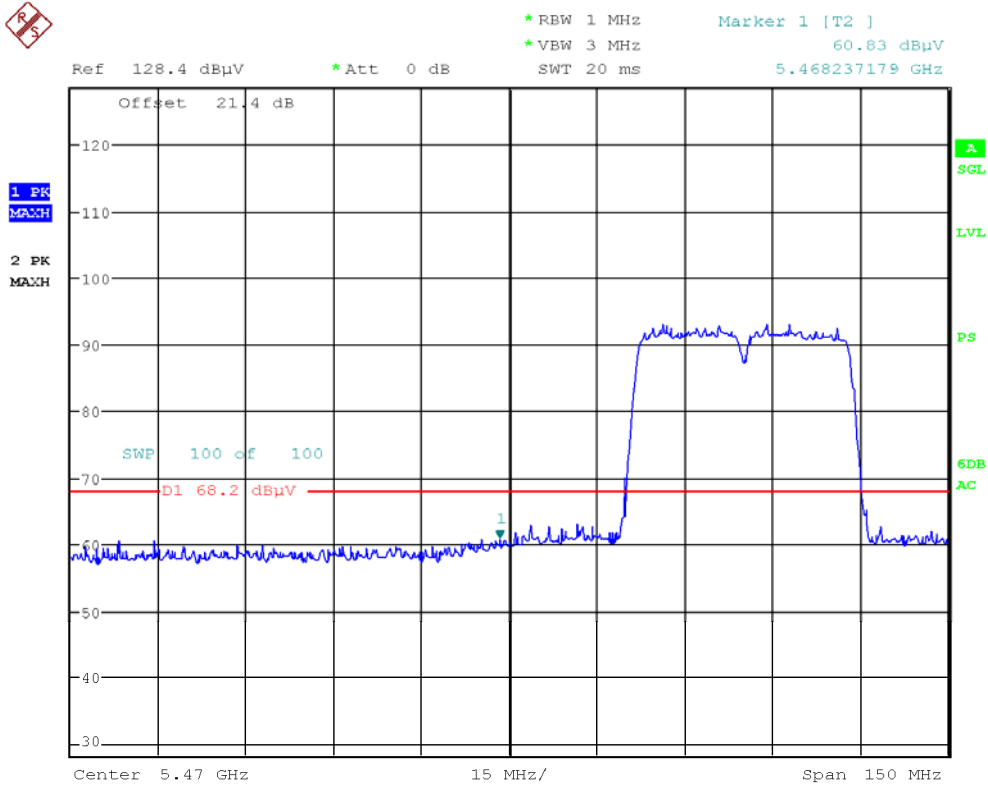
Date: 4.JUN.2014 04:15:22

**Plot 6-134. Radiated Restricted Lower Band Edge Plot (Average – UNII Band 2C)**

FCC ID: A3LSMG860P		FCC Pt. 15.407 802.11a/n/ac UNII MEASUREMENT REPORT (CERTIFICATION)		Reviewed by: Quality Manager
Test Report S/N: 0Y1405221061.A3L	Test Dates: 5/22 - 6/10/2014	EUT Type: Portable Handset	Page 123 of 179	

# Radiated Band Edge Measurements (40MHz BW)

§15.407(b.1)(b.2) §15.205 §15.209



Date: 4.JUN.2014 04:14:12

**Plot 6-135. Radiated Restricted Lower Band Edge Plot (Peak – UNII Band 2C)**

FCC ID: A3LSMG860P		FCC Pt. 15.407 802.11a/n/ac UNII MEASUREMENT REPORT (CERTIFICATION)		Reviewed by: Quality Manager
Test Report S/N: 0Y1405221061.A3L	Test Dates: 5/22 - 6/10/2014	EUT Type: Portable Handset	Page 124 of 179	

# Radiated Band Edge Measurements (40MHz BW)

§15.407(b.1)(b.2) §15.205 §15.209

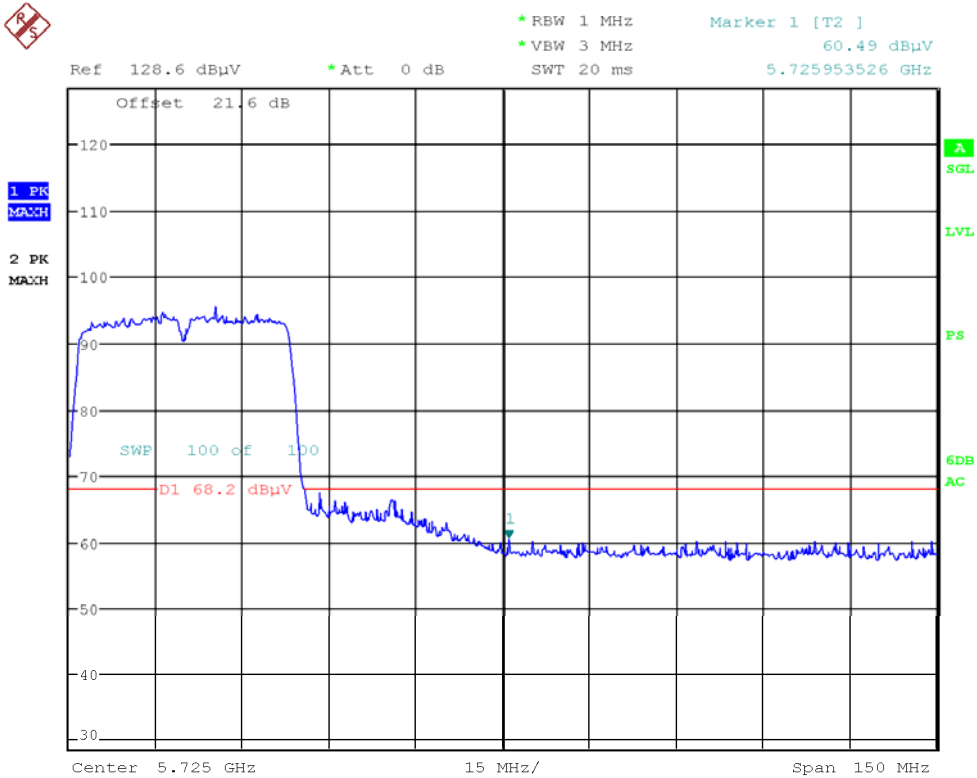
Worst Case Mode: 802.11n (40MHz)

Worst Case Transfer Rate: MCS0

Distance of Measurements: 3 Meters

Operating Frequency: 5670MHz

Channel: 134



Date: 4.JUN.2014 04:33:03

**Plot 6-136. Radiated Upper Band Edge Plot (Peak – UNII Band 2C)**

FCC ID: A3LSMG860P		FCC Pt. 15.407 802.11a/n/ac UNII MEASUREMENT REPORT (CERTIFICATION)		Reviewed by: Quality Manager
Test Report S/N: 0Y1405221061.A3L	Test Dates: 5/22 - 6/10/2014	EUT Type: Portable Handset		Page 125 of 179

## 6.10 Antenna-1 Radiated Band Edge Measurements (80MHz BW)

§15.407(b.1)(b.2) §15.205 §15.209

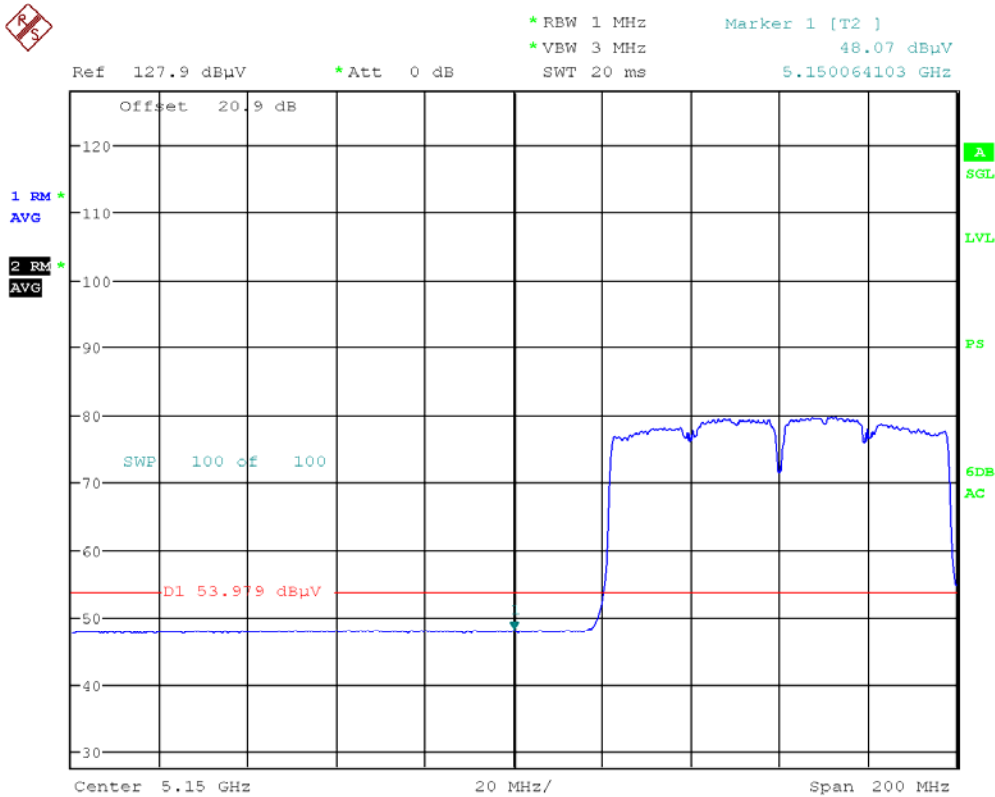
Worst Case Mode: 802.11n (80MHz)

Worst Case Transfer Rate: MCS0

Distance of Measurements: 3 Meters

Operating Frequency: 5210MHz

Channel: 42

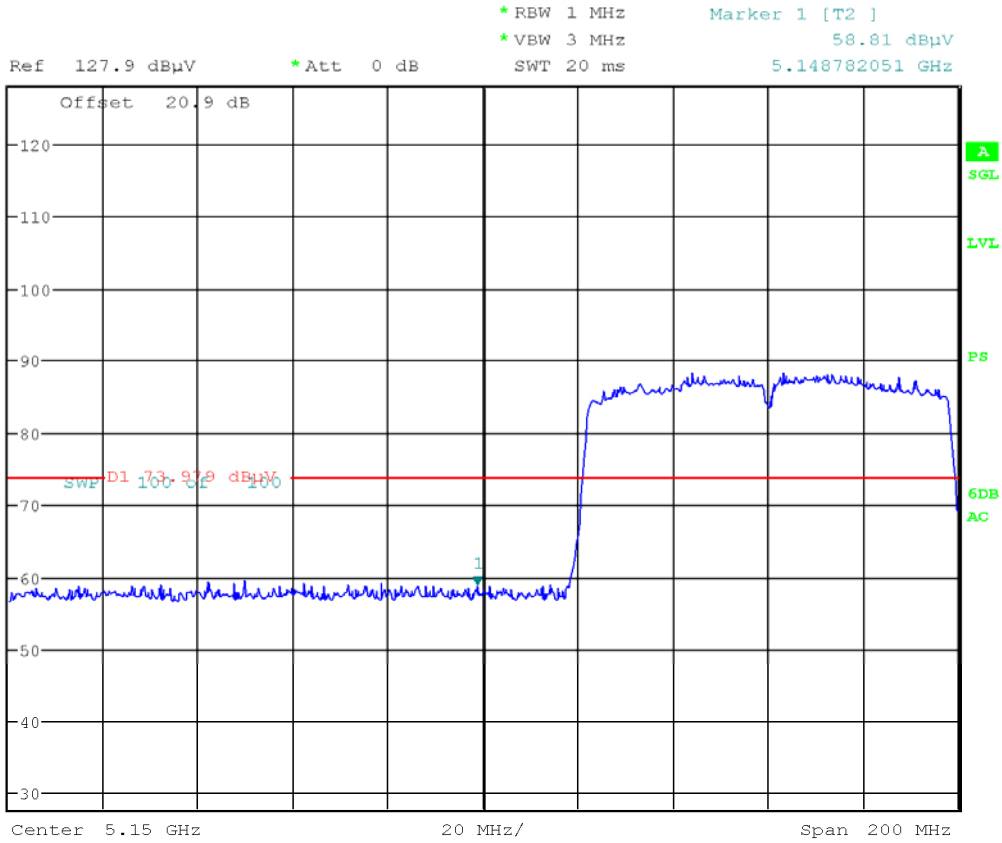


Date: 4.JUN.2014 03:34:51

**Plot 6-137. Radiated Restricted Lower Band Edge Plot (Average – UNII Band 1)**



FCC ID: A3LSMG860P		FCC Pt. 15.407 802.11a/n/ac UNII MEASUREMENT REPORT (CERTIFICATION)		Reviewed by: Quality Manager
Test Report S/N: 0Y1405221061.A3L	Test Dates: 5/22 - 6/10/2014	EUT Type: Portable Handset	Page 126 of 179	

**Radiated Band Edge Measurements (80MHz BW)**  
**§15.407(b.1)(b.2) §15.205 §15.209**



Date: 4.JUN.2014 03:35:42

**Plot 6-138. Radiated Restricted Lower Band Edge Plot (Peak – UNII Band 1)**

<b>FCC ID:</b> A3LSMG860P		FCC Pt. 15.407 802.11a/n/ac UNII MEASUREMENT REPORT (CERTIFICATION)		<b>Reviewed by:</b> Quality Manager
<b>Test Report S/N:</b> 0Y1405221061.A3L	<b>Test Dates:</b> 5/22 - 6/10/2014	<b>EUT Type:</b> Portable Handset	Page 127 of 179	

# Radiated Band Edge Measurements (80MHz BW)

§15.407(b.1)(b.2) §15.205 §15.209

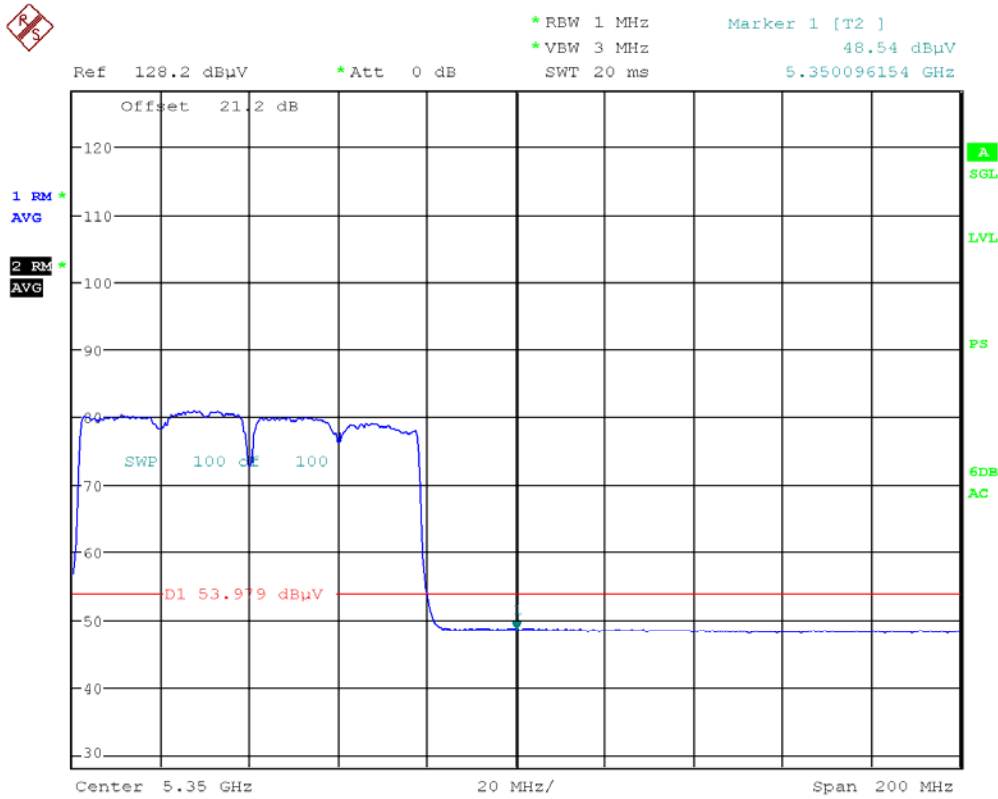
Worst Case Mode: 802.11ac (80MHz)

Worst Case Transfer Rate: MCS0

Distance of Measurements: 3 Meters

Operating Frequency: 5290MHz

Channel: 58

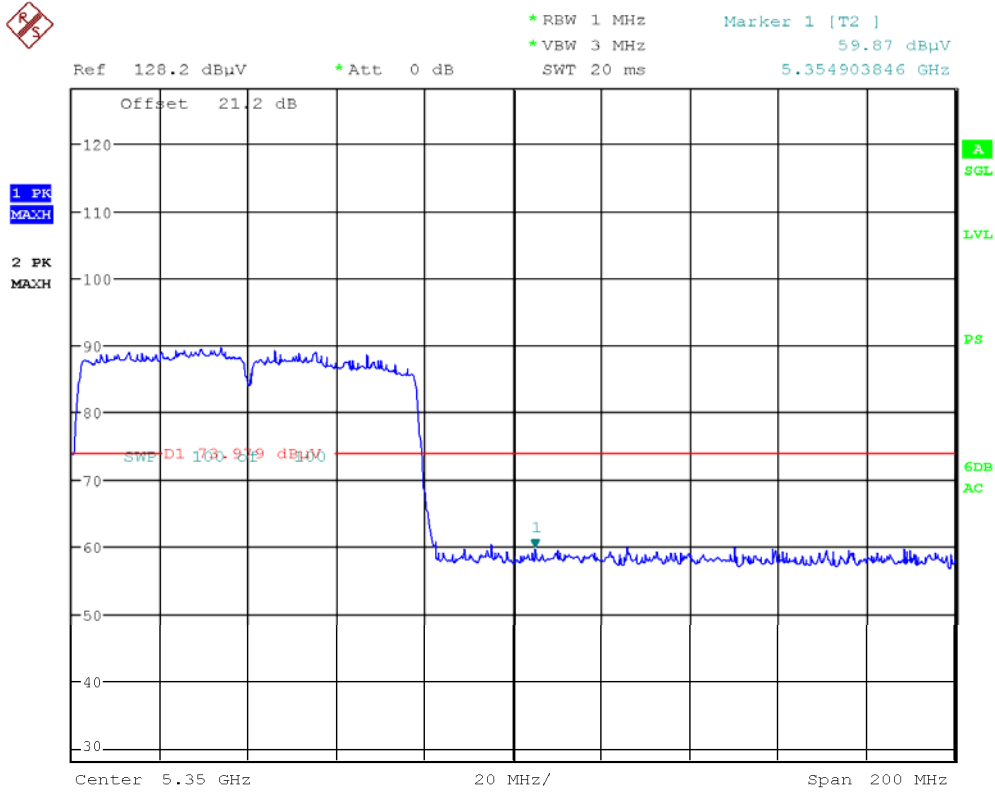


Date: 4.JUN.2014 03:53:29

**Plot 6-139. Radiated Restricted Upper Band Edge Plot (Average – UNII Band 2A)**



FCC ID: A3LSMG860P		FCC Pt. 15.407 802.11a/n/ac UNII MEASUREMENT REPORT (CERTIFICATION)		Reviewed by: Quality Manager
Test Report S/N: 0Y1405221061.A3L	Test Dates: 5/22 - 6/10/2014	EUT Type: Portable Handset	Page 128 of 179	

**Radiated Band Edge Measurements (80MHz BW)**  
**\$15.407(b.1)(b.2) \$15.205 \$15.209**



Date: 4.JUN.2014 03:54:23

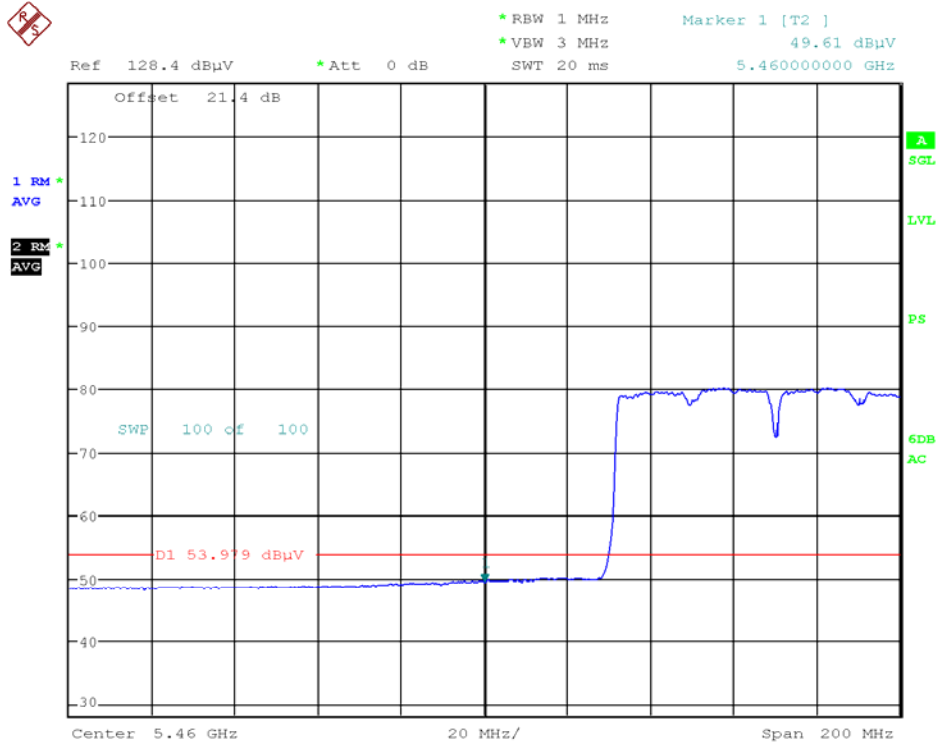
**Plot 6-140. Radiated Restricted Upper Band Edge Plot (Peak – UNII Band 2A)**

<b>FCC ID:</b> A3LSMG860P		FCC Pt. 15.407 802.11a/n/ac UNII MEASUREMENT REPORT (CERTIFICATION)		<b>Reviewed by:</b> Quality Manager
<b>Test Report S/N:</b> 0Y1405221061.A3L	<b>Test Dates:</b> 5/22 - 6/10/2014	<b>EUT Type:</b> Portable Handset	Page 129 of 179	

# Radiated Band Edge Measurements (80MHz BW)

§15.407(b.1)(b.2) §15.205 §15.209

Worst Case Mode: 802.11ac (80MHz)  
 Worst Case Transfer Rate: MCS0  
 Distance of Measurements: 3 Meters  
 Operating Frequency: 5530MHz  
 Channel: 106

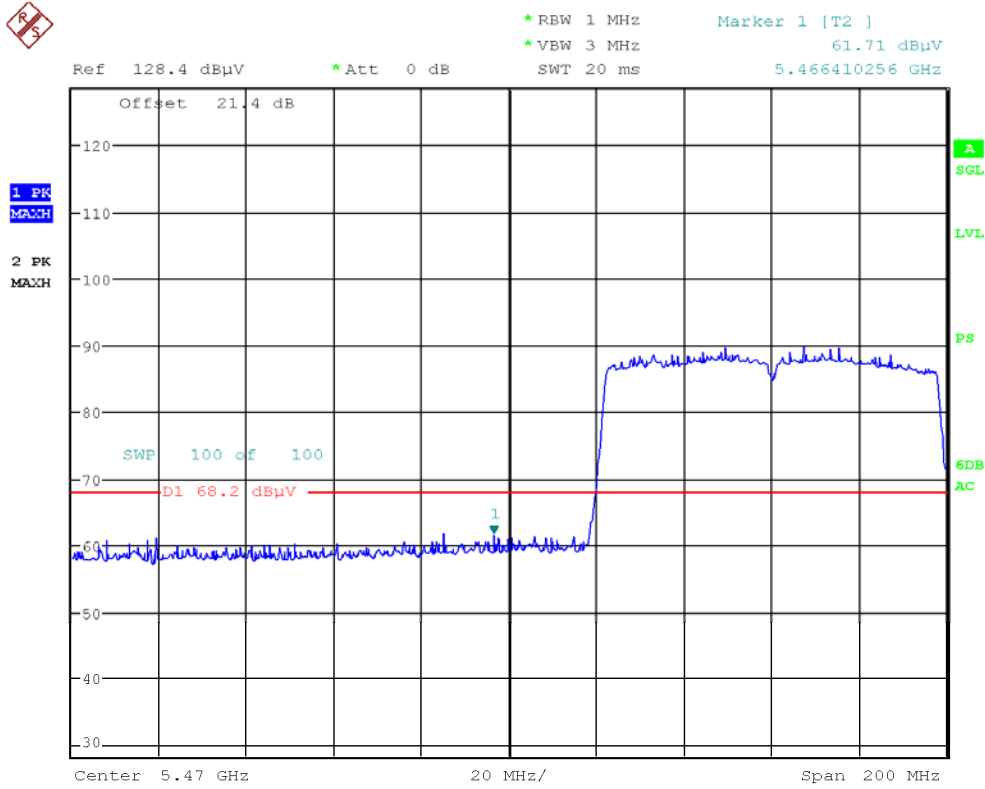


Date: 4.JUN.2014 04:18:06

**Plot 6-141. Radiated Restricted Lower Band Edge Plot (Average – UNII Band 2C)**



FCC ID: A3LSMG860P		FCC Pt. 15.407 802.11a/n/ac UNII MEASUREMENT REPORT (CERTIFICATION)		Reviewed by: Quality Manager
Test Report S/N: 0Y1405221061.A3L	Test Dates: 5/22 - 6/10/2014	EUT Type: Portable Handset	Page 130 of 179	

**Radiated Band Edge Measurements (80MHz BW)**  
**§15.407(b.1)(b.2) §15.205 §15.209**



Date: 4.JUN.2014 04:19:06

**Plot 6-142. Radiated Restricted Lower Band Edge Plot (Peak – UNII Band 2C)**

<b>FCC ID:</b> A3LSMG860P		FCC Pt. 15.407 802.11a/n/ac UNII MEASUREMENT REPORT (CERTIFICATION)		<b>Reviewed by:</b> Quality Manager
<b>Test Report S/N:</b> 0Y1405221061.A3L	<b>Test Dates:</b> 5/22 - 6/10/2014	<b>EUT Type:</b> Portable Handset	Page 131 of 179	

## 6.11 Antenna-2 Radiated Band Edge Measurements (20MHz BW)

§15.407(b.1)(b.2) §15.205 §15.209

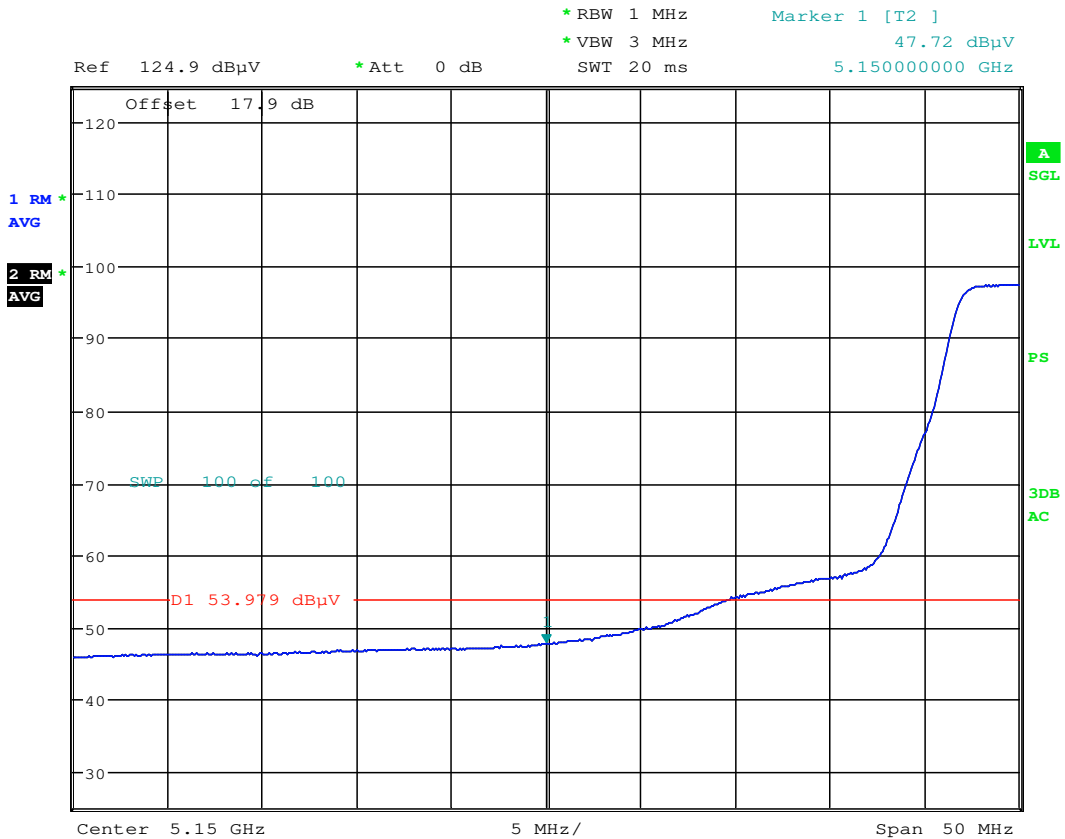
Worst Case Mode: 802.11a

Worst Case Transfer Rate: 6 Mbps

Distance of Measurements: 3 Meters

Operating Frequency: 5180MHz

Channel: 36



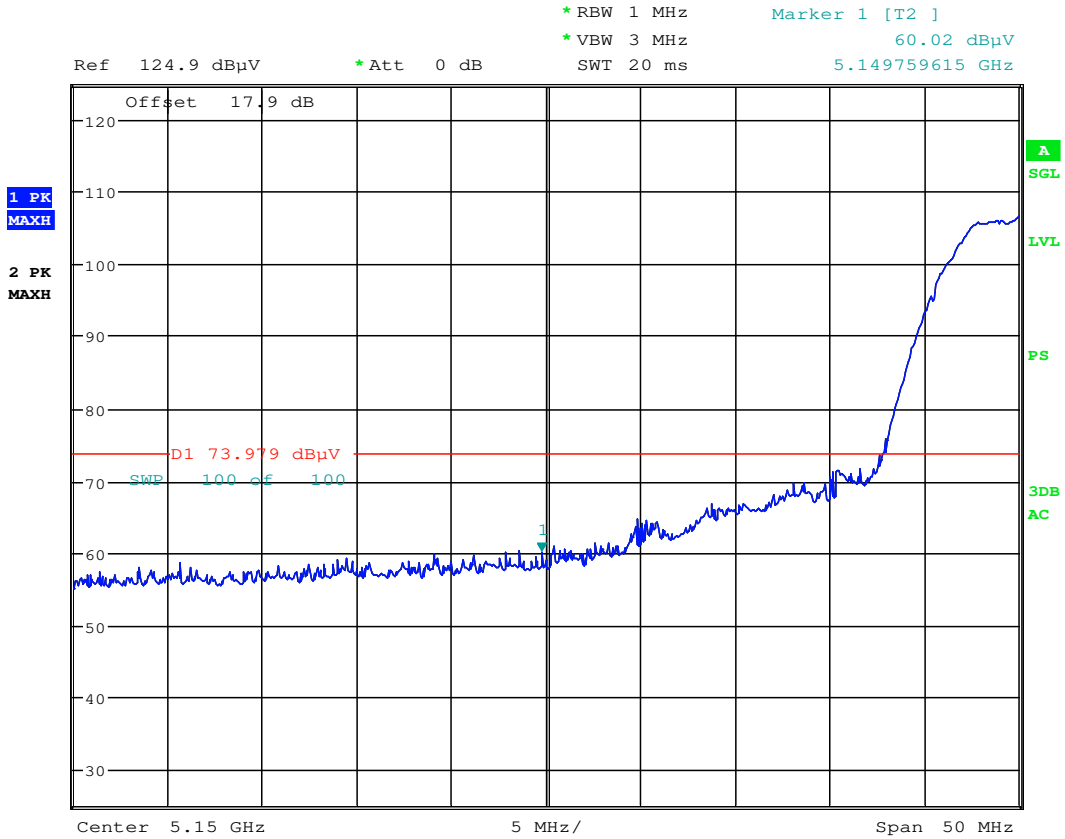
Date: 27.MAY.2014 18:25:49

**Plot 6-143. Radiated Restricted Lower Band Edge Plot (Average – UNII Band 1)**

FCC ID: A3LSMG860P		FCC Pt. 15.407 802.11a/n/ac UNII MEASUREMENT REPORT (CERTIFICATION)		Reviewed by: Quality Manager
Test Report S/N: 0Y1405221061.A3L	Test Dates: 5/22 - 6/10/2014	EUT Type: Portable Handset	Page 132 of 179	

# Radiated Band Edge Measurements (20MHz BW)

§15.407(b.1)(b.2) §15.205 §15.209



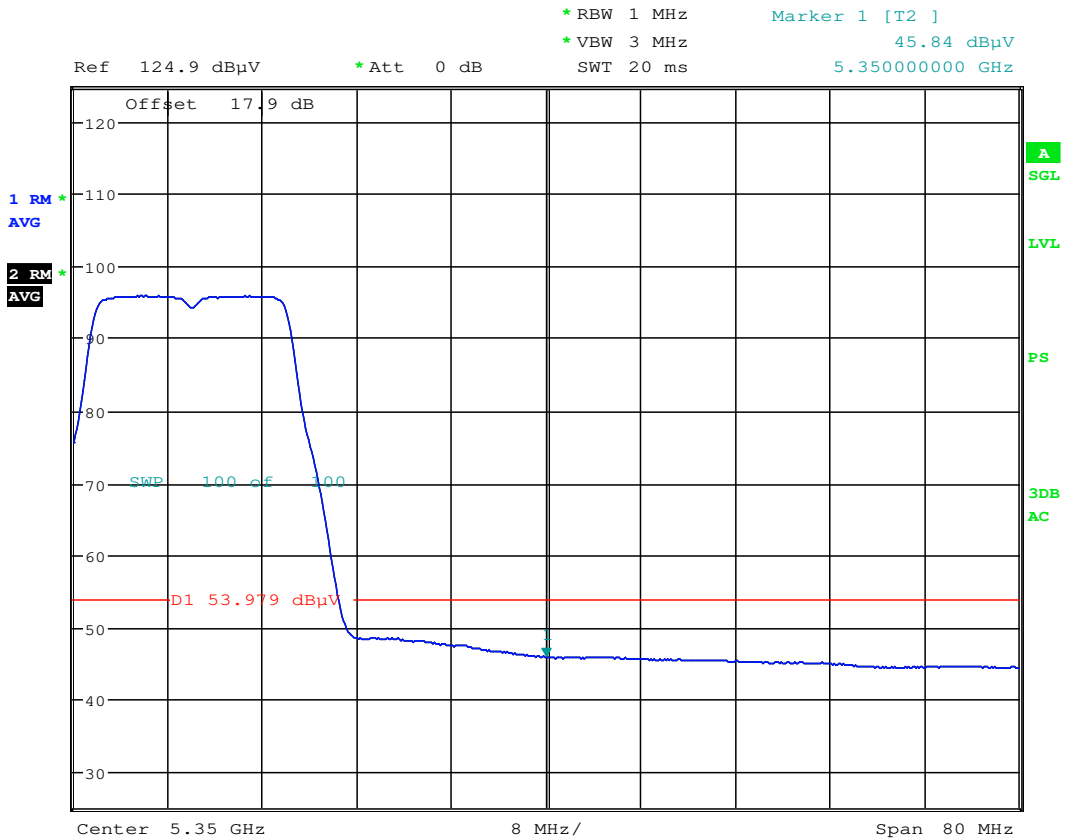
Date: 27.MAY.2014 18:26:40

**Plot 6-144. Radiated Restricted Lower Band Edge Plot (Peak – UNII Band 1)**

FCC ID: A3LSMG860P		FCC Pt. 15.407 802.11a/n/ac UNII MEASUREMENT REPORT (CERTIFICATION)		Reviewed by: Quality Manager
Test Report S/N: 0Y1405221061.A3L	Test Dates: 5/22 - 6/10/2014	EUT Type: Portable Handset	Page 133 of 179	

**Radiated Band Edge Measurements (20MHz BW)**  
§15.407(b.1)(b.2) §15.205 §15.209

Worst Case Mode: 802.11a  
 Worst Case Transfer Rate: 6 Mbps  
 Distance of Measurements: 3 Meters  
 Operating Frequency: 5320MHz  
 Channel: 64



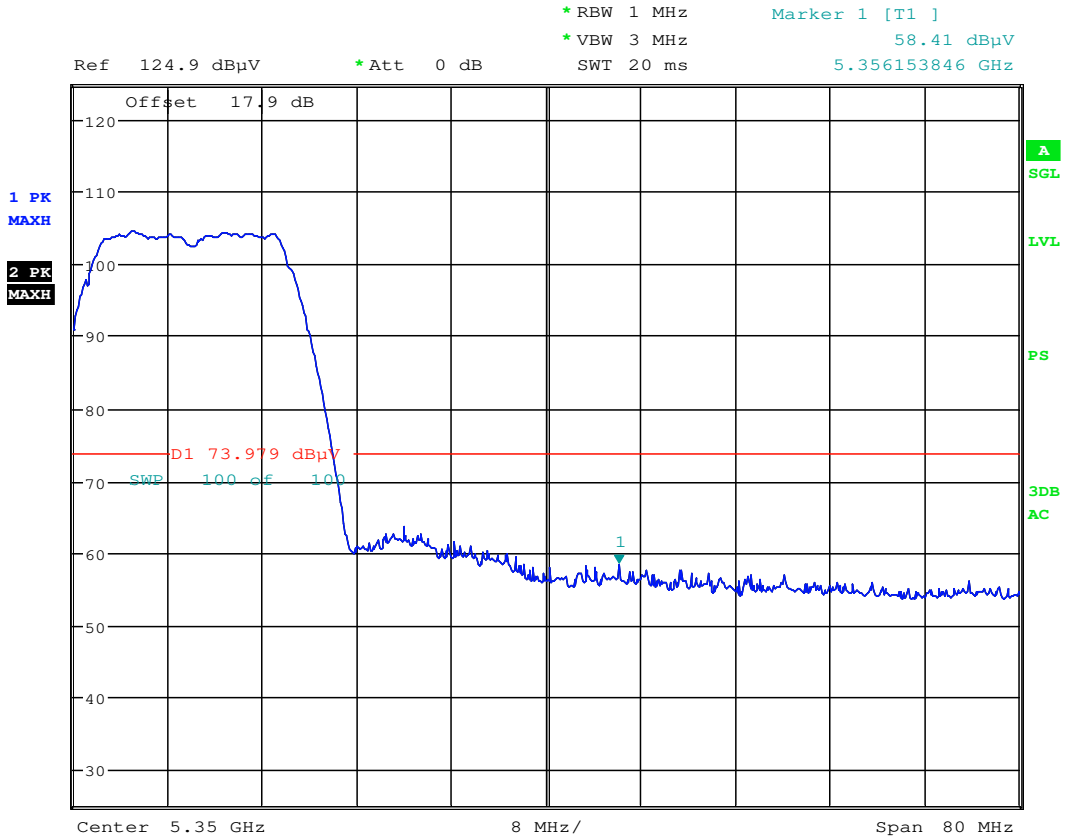
Date: 27.MAY.2014 18:41:37

**Plot 6-145. Radiated Restricted Upper Band Edge Plot (Average – UNII Band 2A)**

FCC ID: A3LSMG860P		FCC Pt. 15.407 802.11a/n/ac UNII MEASUREMENT REPORT (CERTIFICATION)		Reviewed by: Quality Manager
Test Report S/N: 0Y1405221061.A3L	Test Dates: 5/22 - 6/10/2014	EUT Type: Portable Handset	Page 134 of 179	

# Radiated Band Edge Measurements (20MHz BW)

§15.407(b.1)(b.2) §15.205 §15.209



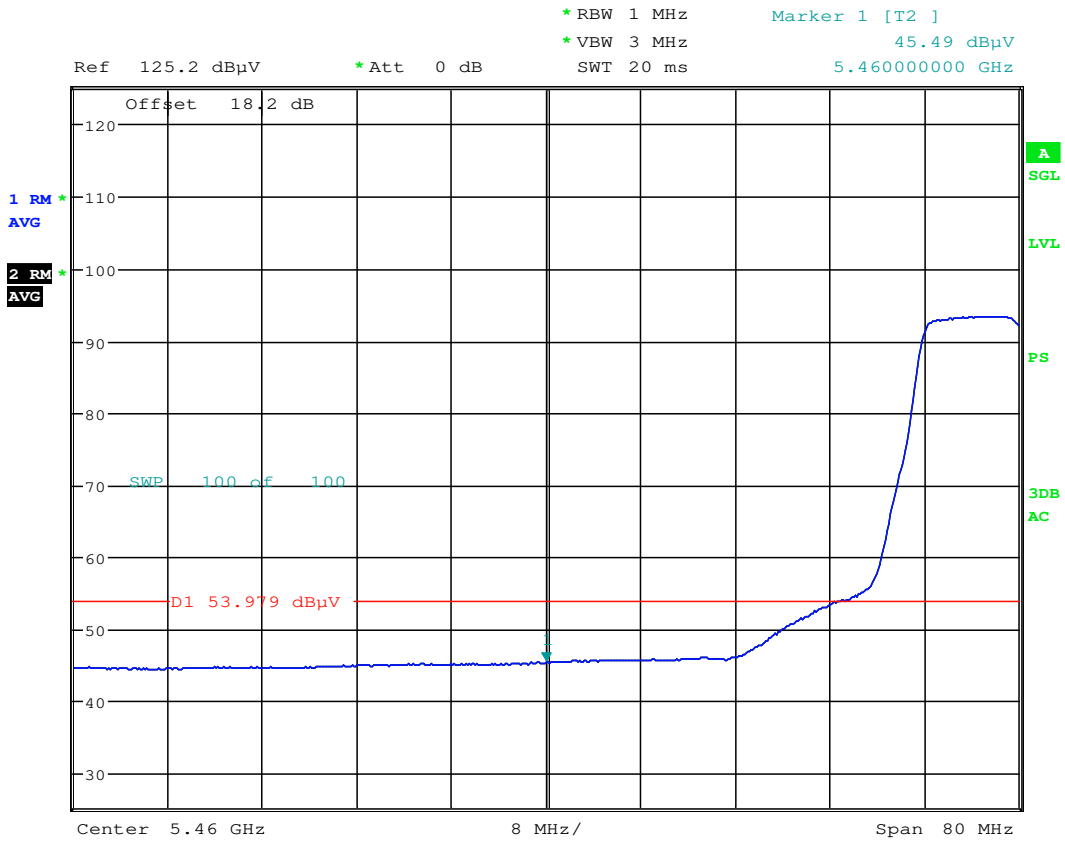
Date: 27.MAY.2014 19:33:26

**Plot 6-146. Radiated Restricted Upper Band Edge Plot (Peak – UNII Band 2A)**

<b>FCC ID:</b> A3LSMG860P		FCC Pt. 15.407 802.11a/n/ac UNII MEASUREMENT REPORT (CERTIFICATION)		<b>Reviewed by:</b> Quality Manager
<b>Test Report S/N:</b> 0Y1405221061.A3L	<b>Test Dates:</b> 5/22 - 6/10/2014	<b>EUT Type:</b> Portable Handset	Page 135 of 179	

**Radiated Band Edge Measurements (20MHz BW)**  
§15.407(b.1)(b.2) §15.205 §15.209

Worst Case Mode: 802.11a  
 Worst Case Transfer Rate: 6 Mbps  
 Distance of Measurements: 3 Meters  
 Operating Frequency: 5500MHz  
 Channel: 100



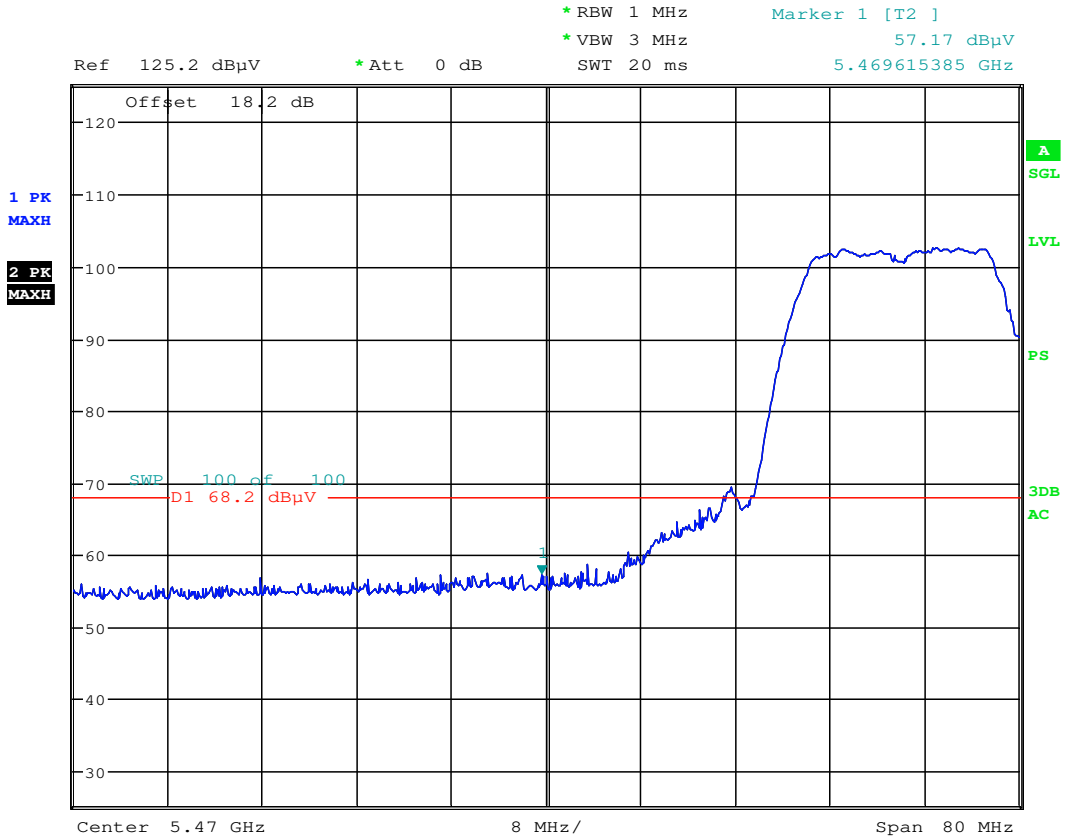
Date: 27.MAY.2014 18:49:04

**Plot 6-147. Radiated Restricted Lower Band Edge Plot (Average – UNII Band 2C)**

FCC ID: A3LSMG860P		FCC Pt. 15.407 802.11a/n/ac UNII MEASUREMENT REPORT (CERTIFICATION)		Reviewed by: Quality Manager
Test Report S/N: 0Y1405221061.A3L	Test Dates: 5/22 - 6/10/2014	EUT Type: Portable Handset	Page 136 of 179	

# Radiated Band Edge Measurements (20MHz BW)

§15.407(b.1)(b.2) §15.205 §15.209



Date: 27.MAY.2014 18:51:14

**Plot 6-148. Radiated Restricted Lower Band Edge Plot (Peak – UNII Band 2C)**

<b>FCC ID:</b> A3LSMG860P		FCC Pt. 15.407 802.11a/n/ac UNII MEASUREMENT REPORT (CERTIFICATION)		<b>Reviewed by:</b> Quality Manager
<b>Test Report S/N:</b> 0Y1405221061.A3L	<b>Test Dates:</b> 5/22 - 6/10/2014	<b>EUT Type:</b> Portable Handset	Page 137 of 179	

# Radiated Band Edge Measurements (20MHz BW)

§15.407(b.1)(b.2) §15.205 §15.209

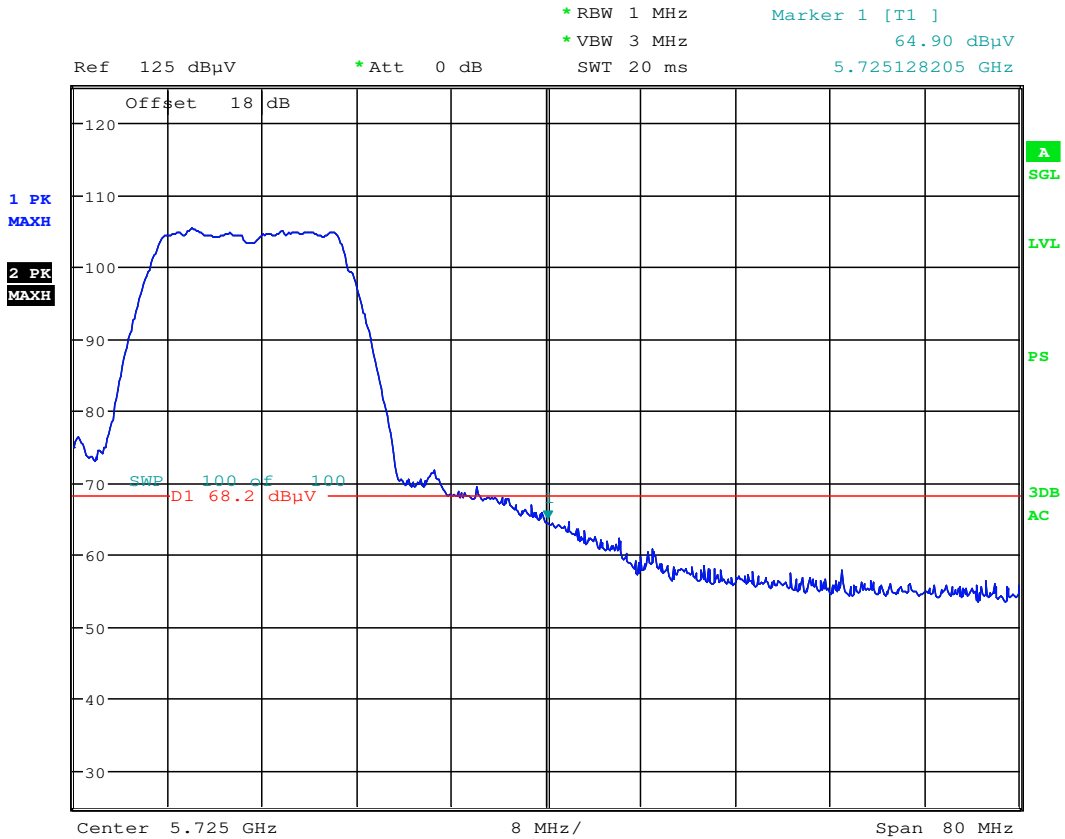
Worst Case Mode: 802.11a

Worst Case Transfer Rate: 6 Mbps

Distance of Measurements: 3 Meters

Operating Frequency: 5700MHz

Channel: 140



Date: 27.MAY.2014 18:59:01

**Plot 6-149. Radiated Upper Band Edge Plot (Peak – UNII Band 2C)**

FCC ID: A3LSMG860P		FCC Pt. 15.407 802.11a/n/ac UNII MEASUREMENT REPORT (CERTIFICATION)		Reviewed by: Quality Manager
Test Report S/N: 0Y1405221061.A3L	Test Dates: 5/22 - 6/10/2014	EUT Type: Portable Handset		Page 138 of 179

## 6.12 Antenna-2 Radiated Band Edge Measurements (40MHz BW)

§15.407(b.1)(b.2) §15.205 §15.209

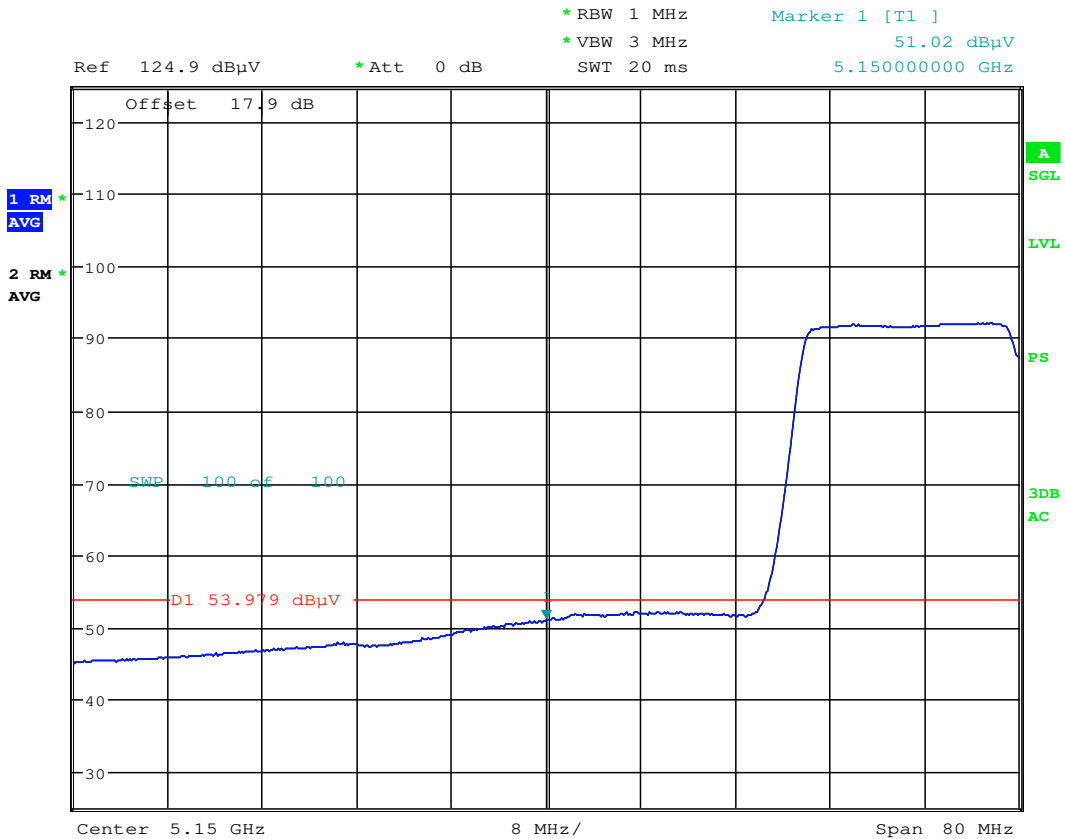
Worst Case Mode: 802.11n (40MHz)

Worst Case Transfer Rate: MCS0

Distance of Measurements: 3 Meters

Operating Frequency: 5190MHz

Channel: 38



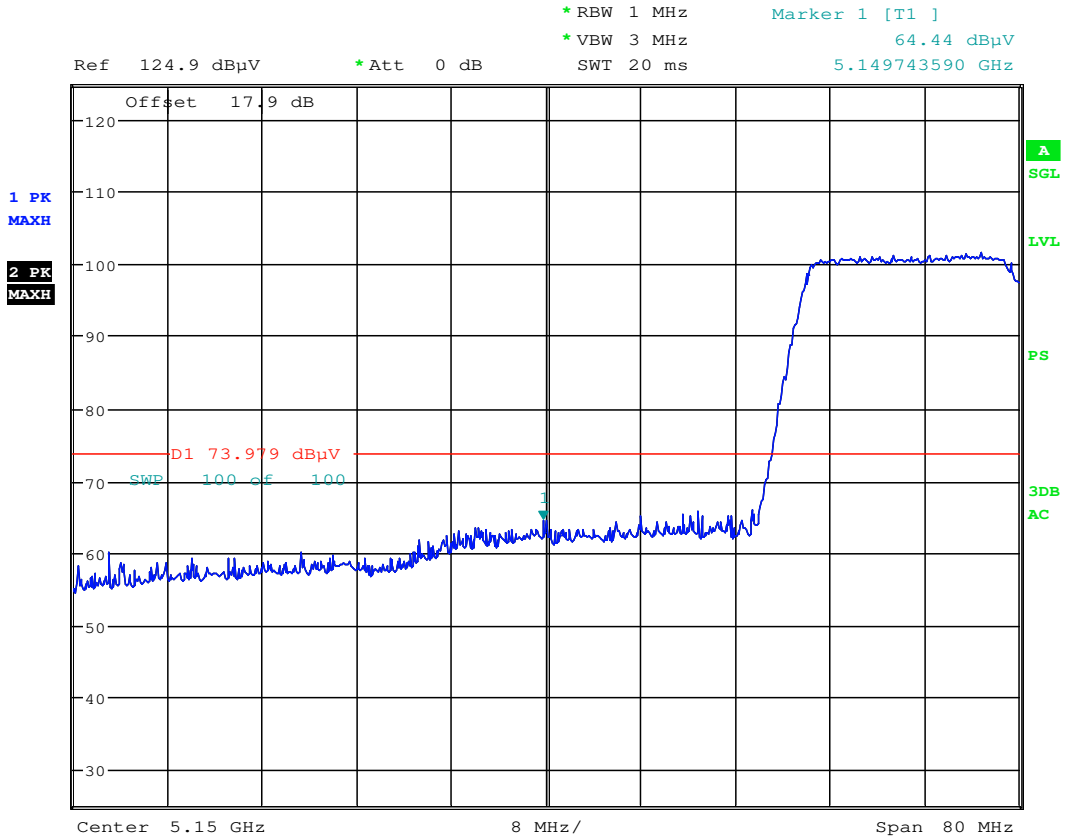
Date: 27.MAY.2014 19:14:39

**Plot 6-150. Radiated Restricted Lower Band Edge Plot (Average – UNII Band 1)**

FCC ID: A3LSMG860P		FCC Pt. 15.407 802.11a/n/ac UNII MEASUREMENT REPORT (CERTIFICATION)		Reviewed by: Quality Manager
Test Report S/N: 0Y1405221061.A3L	Test Dates: 5/22 - 6/10/2014	EUT Type: Portable Handset	Page 139 of 179	

# Radiated Band Edge Measurements (40MHz BW)

§15.407(b.1)(b.2) §15.205 §15.209



Date: 27.MAY.2014 19:15:38

**Plot 6-151. Radiated Restricted Lower Band Edge Plot (Peak – UNII Band 1)**

<b>FCC ID:</b> A3LSMG860P		FCC Pt. 15.407 802.11a/n/ac UNII MEASUREMENT REPORT (CERTIFICATION)		<b>Reviewed by:</b> Quality Manager
<b>Test Report S/N:</b> 0Y1405221061.A3L	<b>Test Dates:</b> 5/22 - 6/10/2014	<b>EUT Type:</b> Portable Handset	Page 140 of 179	

# Radiated Band Edge Measurements (40MHz BW)

§15.407(b.1)(b.2) §15.205 §15.209

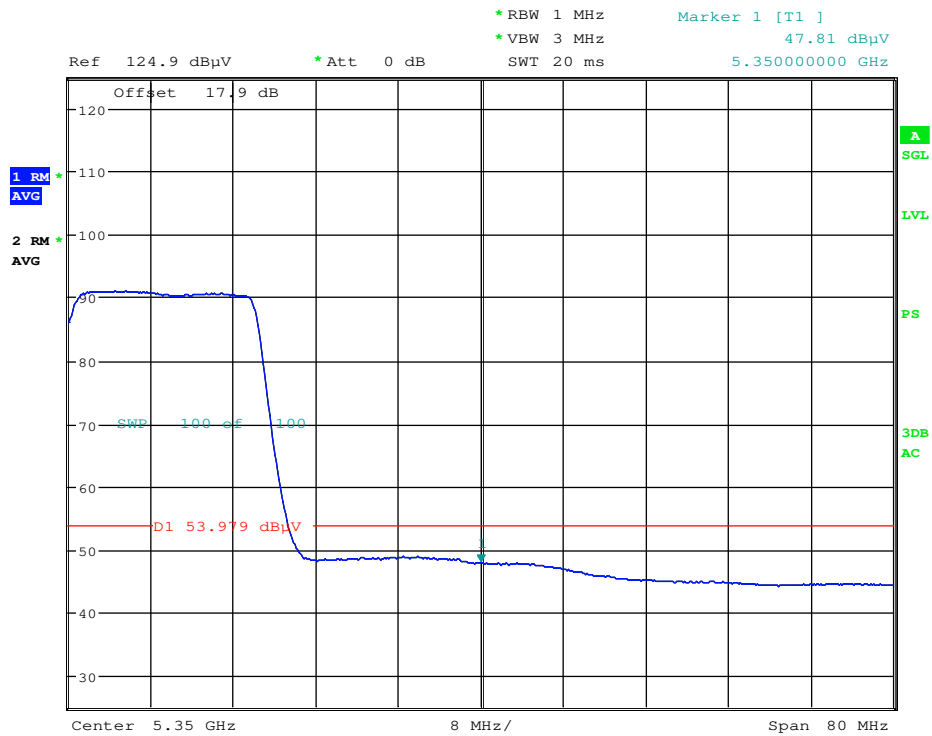
Worst Case Mode: 802.11n (40MHz)

Worst Case Transfer Rate: MCS0

Distance of Measurements: 3 Meters

Operating Frequency: 5310MHz

Channel: 62



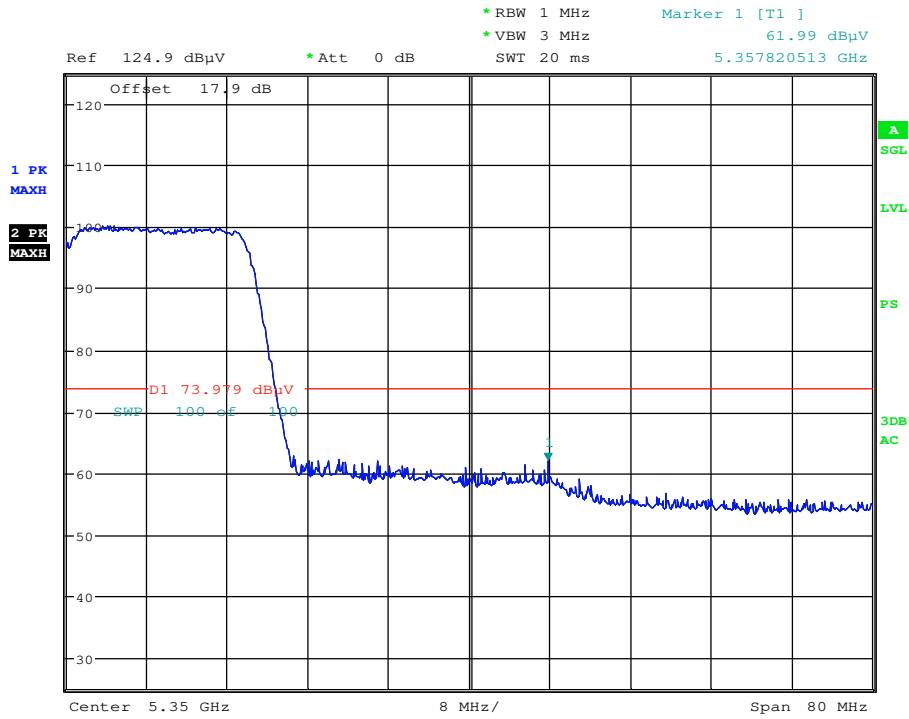
Date: 27.MAY.2014 19:26:22

**Plot 6-152. Radiated Restricted Upper Band Edge Plot (Average – UNII Band 2A)**

FCC ID: A3LSMG860P		FCC Pt. 15.407 802.11a/n/ac UNII MEASUREMENT REPORT (CERTIFICATION)		Reviewed by: Quality Manager
Test Report S/N: 0Y1405221061.A3L	Test Dates: 5/22 - 6/10/2014	EUT Type: Portable Handset		Page 141 of 179

# Radiated Band Edge Measurements (40MHz BW)

§15.407(b.1)(b.2) §15.205 §15.209



Date: 27.MAY.2014 19:27:46

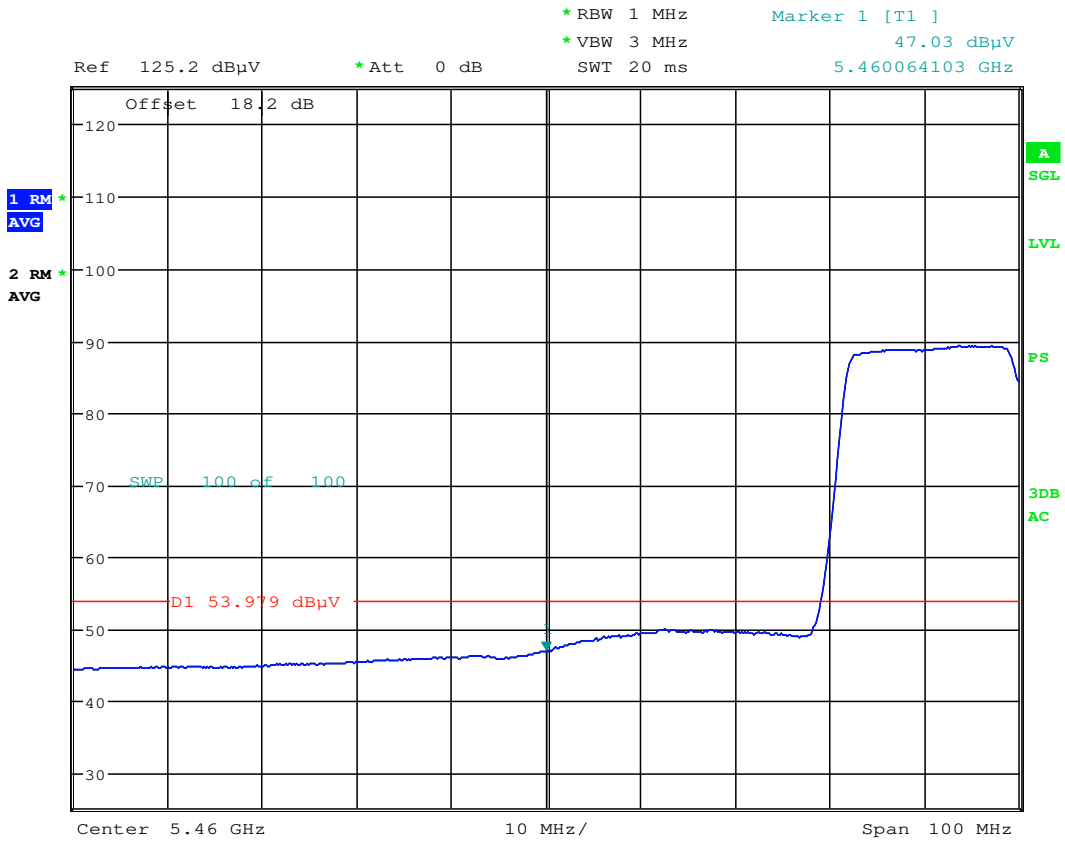
**Plot 6-153. Radiated Restricted Upper Band Edge Plot (Peak – UNII Band 2A)**

FCC ID: A3LSMG860P		FCC Pt. 15.407 802.11a/n/ac UNII MEASUREMENT REPORT (CERTIFICATION)		Reviewed by: Quality Manager
Test Report S/N: 0Y1405221061.A3L	Test Dates: 5/22 - 6/10/2014	EUT Type: Portable Handset	Page 142 of 179	

# Radiated Band Edge Measurements (40MHz BW)

§15.407(b.1)(b.2) §15.205 §15.209

Worst Case Mode: 802.11n (40MHz)  
 Worst Case Transfer Rate: MCS0  
 Distance of Measurements: 3 Meters  
 Operating Frequency: 5510MHz  
 Channel: 102



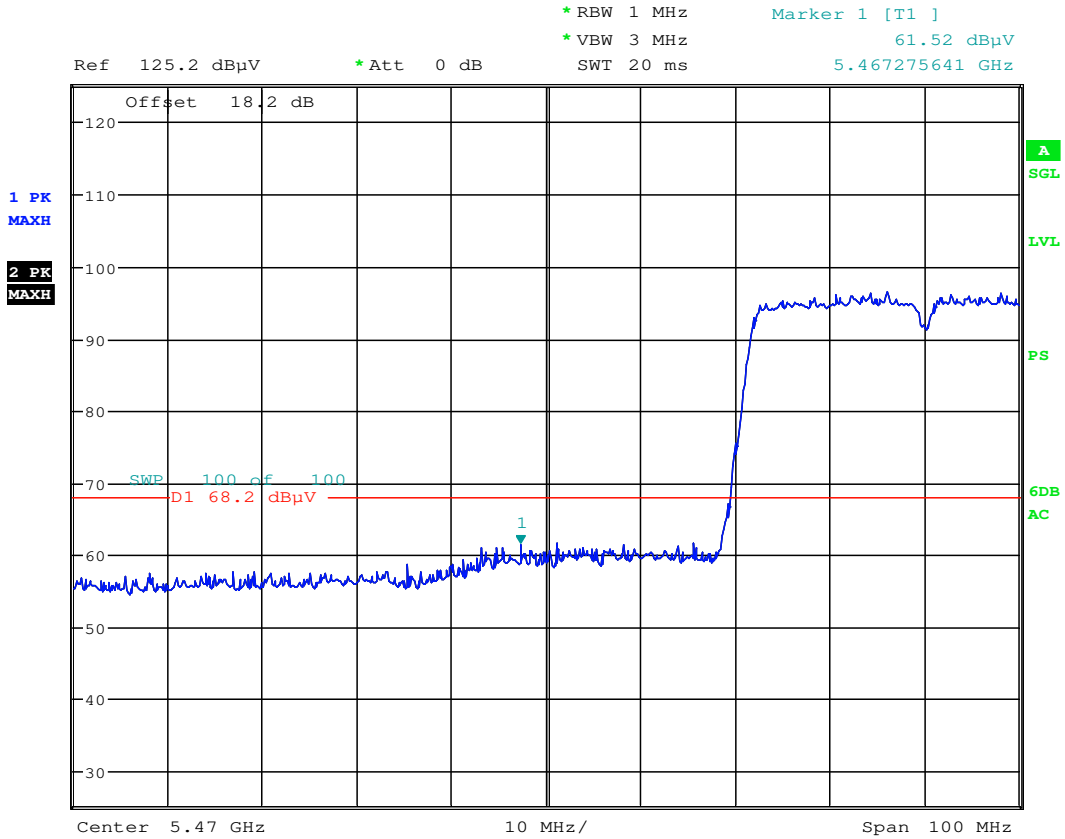
Date: 27.MAY.2014 19:41:13

**Plot 6-154. Radiated Restricted Lower Band Edge Plot (Average – UNII Band 2C)**

FCC ID: A3LSMG860P		FCC Pt. 15.407 802.11a/n/ac UNII MEASUREMENT REPORT (CERTIFICATION)		Reviewed by: Quality Manager
Test Report S/N: 0Y1405221061.A3L	Test Dates: 5/22 - 6/10/2014	EUT Type: Portable Handset	Page 143 of 179	

# Radiated Band Edge Measurements (40MHz BW)

§15.407(b.1)(b.2) §15.205 §15.209



Date: 27.MAY.2014 19:50:23

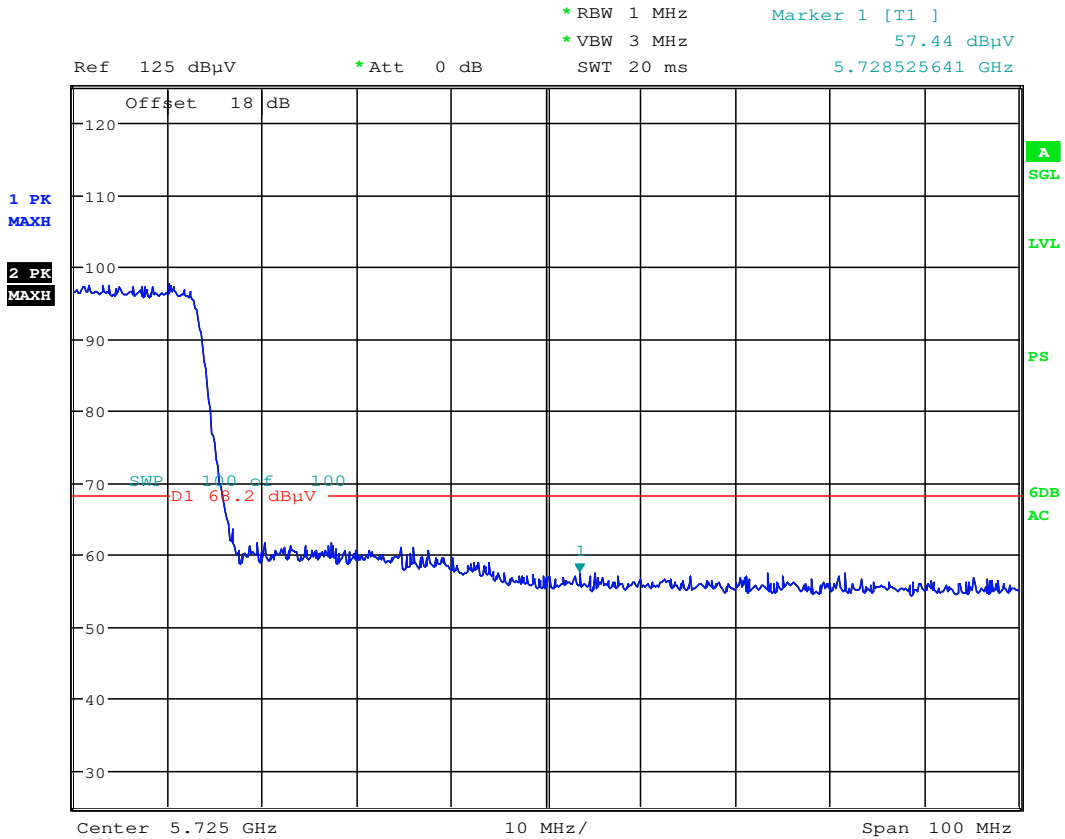
**Plot 6-155. Radiated Restricted Lower Band Edge Plot (Peak – UNII Band 2C)**

<b>FCC ID:</b> A3LSMG860P		FCC Pt. 15.407 802.11a/n/ac UNII MEASUREMENT REPORT (CERTIFICATION)		<b>Reviewed by:</b> Quality Manager
<b>Test Report S/N:</b> 0Y1405221061.A3L	<b>Test Dates:</b> 5/22 - 6/10/2014	<b>EUT Type:</b> Portable Handset	Page 144 of 179	

# Radiated Band Edge Measurements (40MHz BW)

§15.407(b.1)(b.2) §15.205 §15.209

Worst Case Mode: 802.11n (40MHz)  
 Worst Case Transfer Rate: MCS0  
 Distance of Measurements: 3 Meters  
 Operating Frequency: 5670MHz  
 Channel: 134



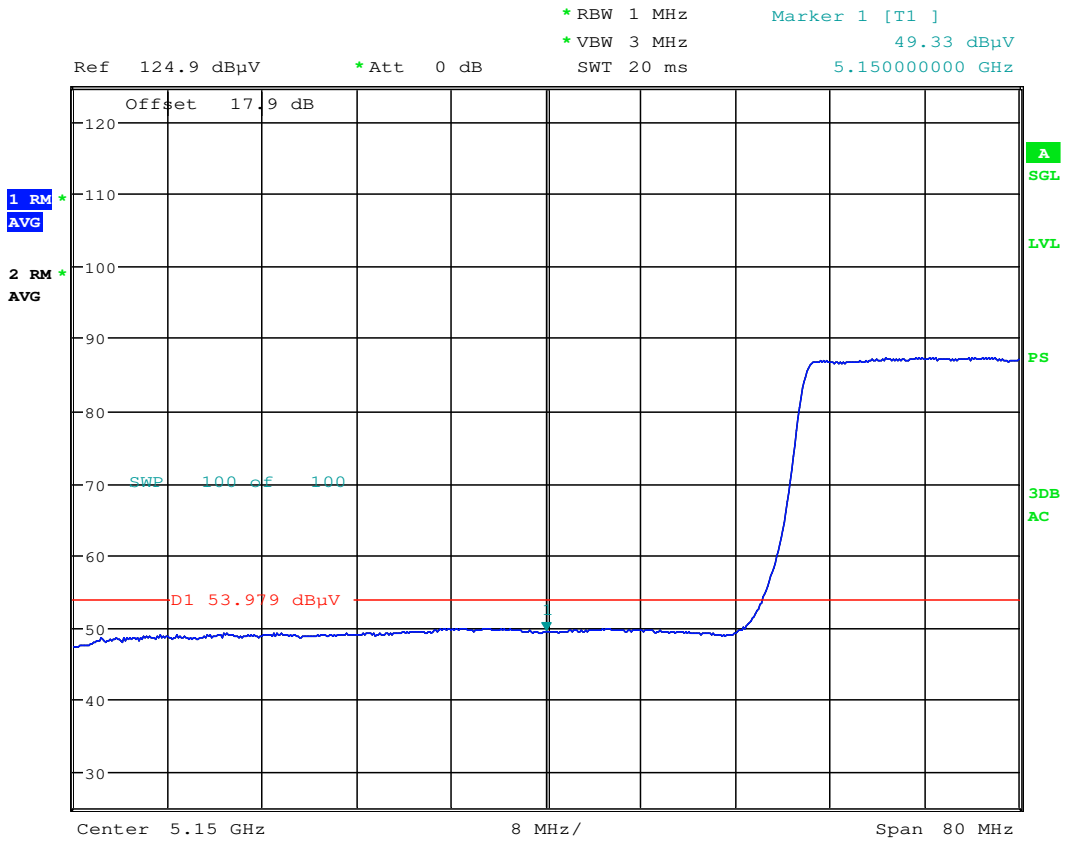
Date: 27.MAY.2014 20:00:44

**Plot 6-156. Radiated Upper Band Edge Plot (Peak – UNII Band 2C)**

FCC ID: A3LSMG860P		FCC Pt. 15.407 802.11a/n/ac UNII MEASUREMENT REPORT (CERTIFICATION)		Reviewed by: Quality Manager
Test Report S/N: 0Y1405221061.A3L	Test Dates: 5/22 - 6/10/2014	EUT Type: Portable Handset	Page 145 of 179	

### 6.13 Antenna-2 Radiated Band Edge Measurements (80MHz BW) §15.407(b.1)(b.2) §15.205 §15.209

Worst Case Mode: 802.11n (80MHz)  
 Worst Case Transfer Rate: MCS0  
 Distance of Measurements: 3 Meters  
 Operating Frequency: 5210MHz  
 Channel: 42



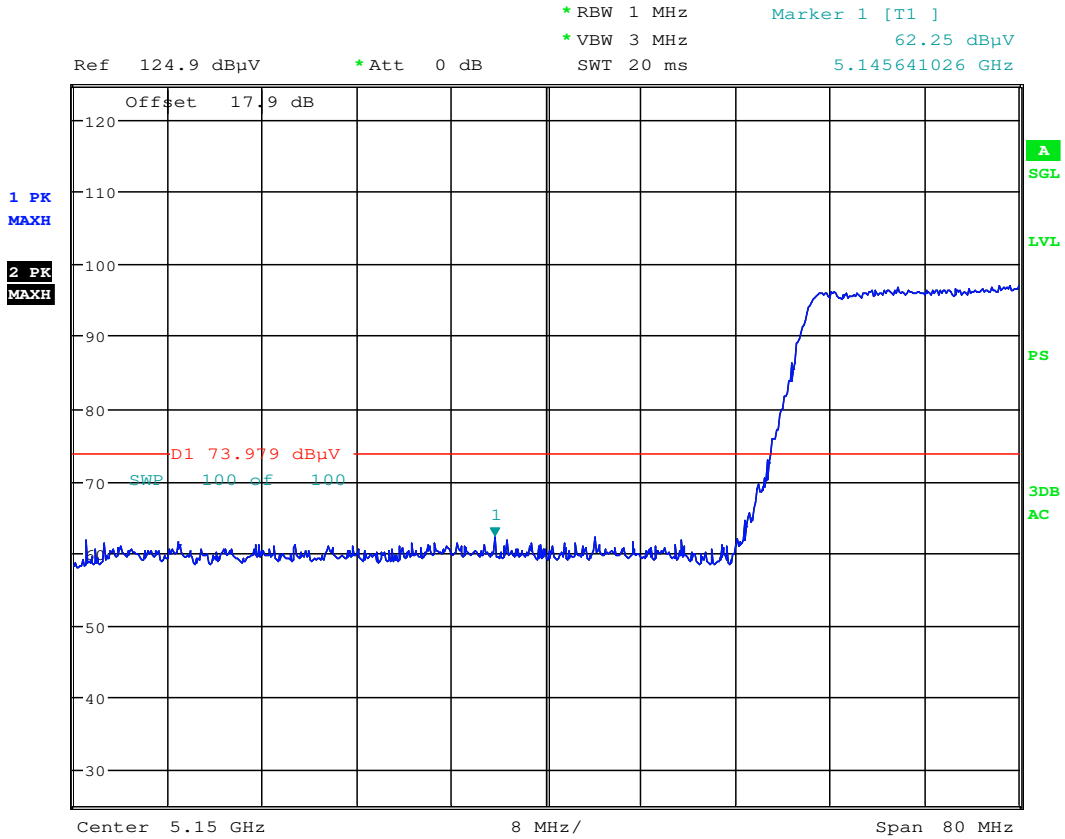
Date: 27.MAY.2014 19:19:51

**Plot 6-157. Radiated Restricted Lower Band Edge Plot (Average – UNII Band 1)**

FCC ID: A3LSMG860P		FCC Pt. 15.407 802.11a/n/ac UNII MEASUREMENT REPORT (CERTIFICATION)		Reviewed by: Quality Manager
Test Report S/N: 0Y1405221061.A3L	Test Dates: 5/22 - 6/10/2014	EUT Type: Portable Handset	Page 146 of 179	

# Radiated Band Edge Measurements (80MHz BW)

§15.407(b.1)(b.2) §15.205 §15.209



Date: 27.MAY.2014 19:18:43

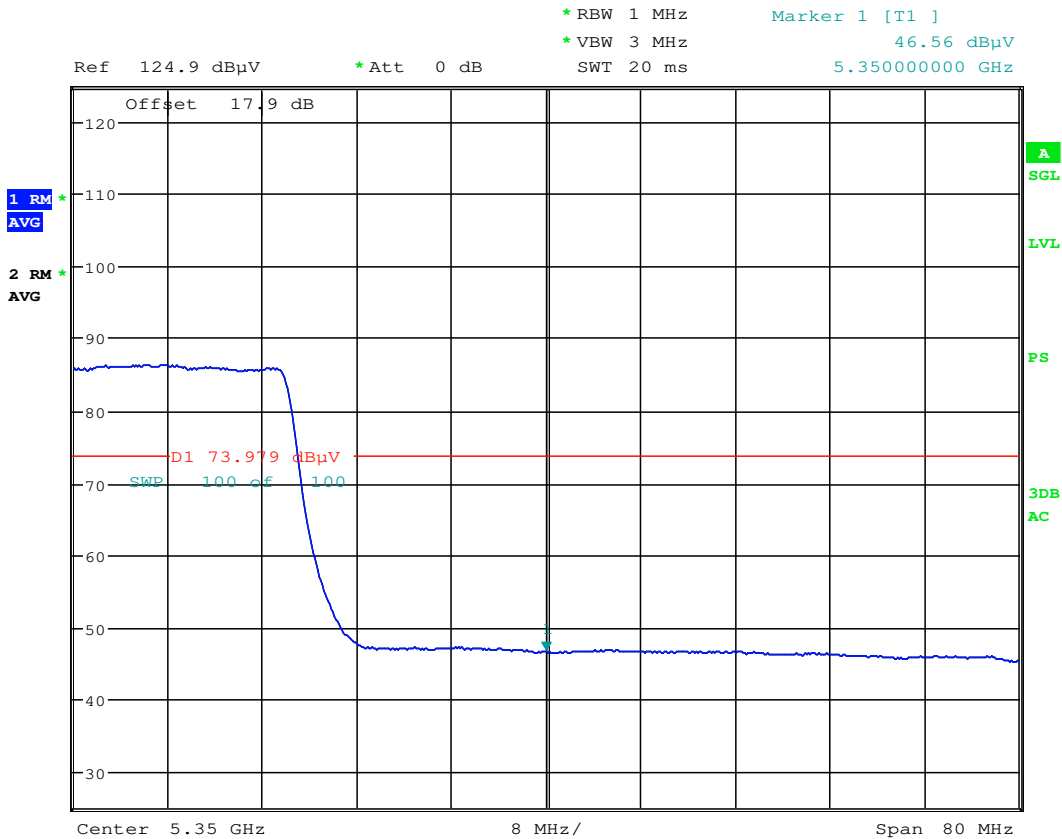
**Plot 6-158. Radiated Restricted Lower Band Edge Plot (Peak – UNII Band 1)**

<b>FCC ID:</b> A3LSMG860P		FCC Pt. 15.407 802.11a/n/ac UNII MEASUREMENT REPORT (CERTIFICATION)		<b>Reviewed by:</b> Quality Manager
<b>Test Report S/N:</b> 0Y1405221061.A3L	<b>Test Dates:</b> 5/22 - 6/10/2014	<b>EUT Type:</b> Portable Handset	Page 147 of 179	

# Radiated Band Edge Measurements (80MHz BW)

§15.407(b.1)(b.2) §15.205 §15.209

Worst Case Mode: 802.11ac (80MHz)  
 Worst Case Transfer Rate: MCS0  
 Distance of Measurements: 3 Meters  
 Operating Frequency: 5290MHz  
 Channel: 58



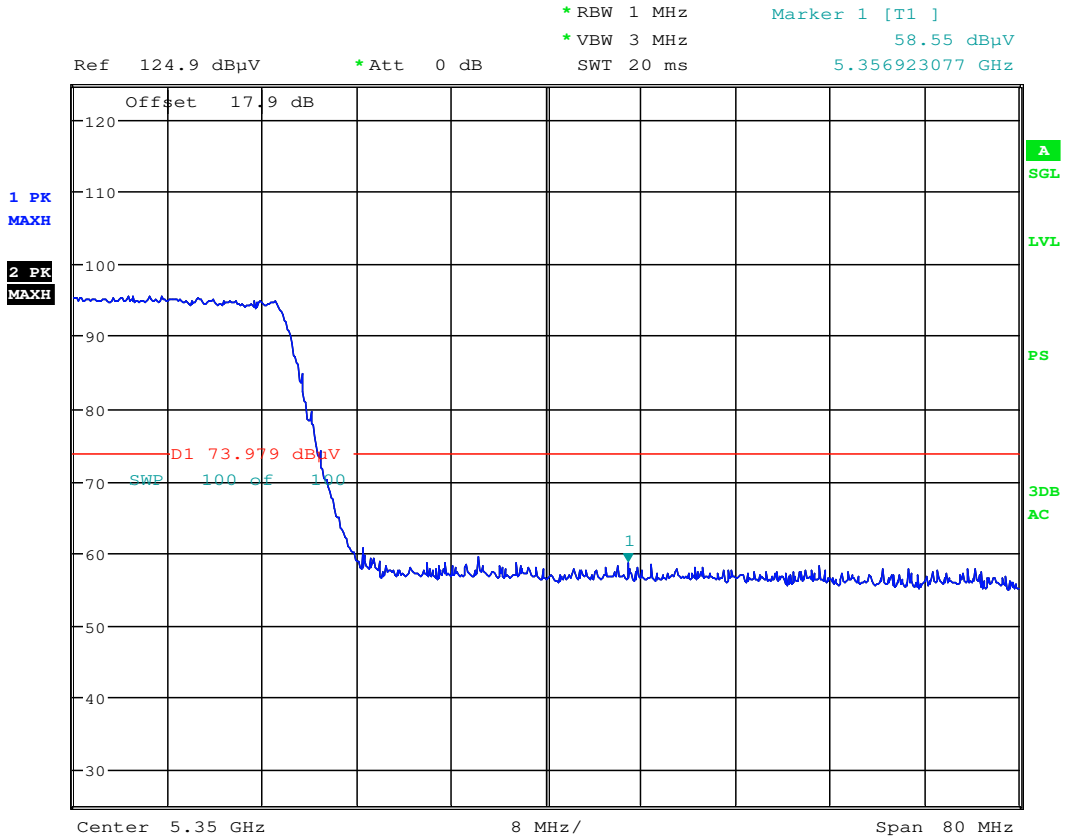
Date: 27.MAY.2014 19:30:44

**Plot 6-159. Radiated Restricted Upper Band Edge Plot (Average – UNII Band 2A)**

FCC ID: A3LSMG860P		FCC Pt. 15.407 802.11a/n/ac UNII MEASUREMENT REPORT (CERTIFICATION)		Reviewed by: Quality Manager
Test Report S/N: 0Y1405221061.A3L	Test Dates: 5/22 - 6/10/2014	EUT Type: Portable Handset	Page 148 of 179	

# Radiated Band Edge Measurements (80MHz BW)

§15.407(b.1)(b.2) §15.205 §15.209



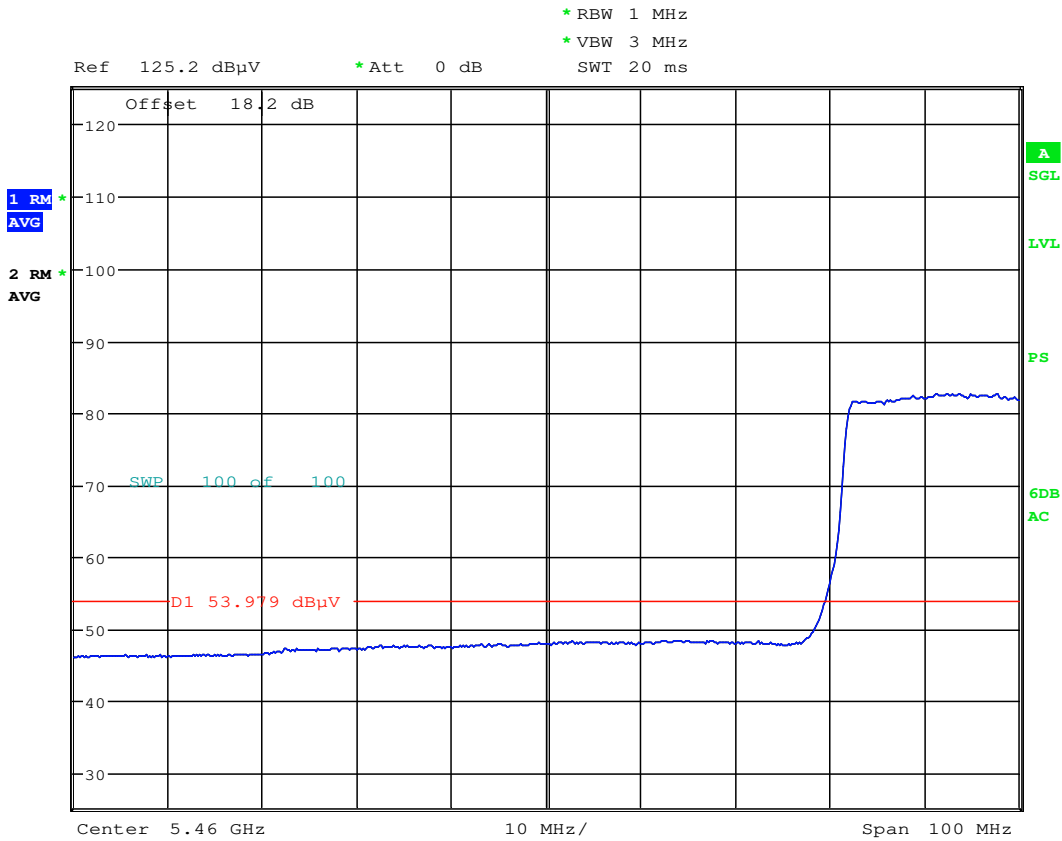
Date: 27.MAY.2014 19:30:12

**Plot 6-160. Radiated Restricted Upper Band Edge Plot (Peak – UNII Band 2A)**

<b>FCC ID:</b> A3LSMG860P		FCC Pt. 15.407 802.11a/n/ac UNII MEASUREMENT REPORT (CERTIFICATION)		<b>Reviewed by:</b> Quality Manager
<b>Test Report S/N:</b> 0Y1405221061.A3L	<b>Test Dates:</b> 5/22 - 6/10/2014	<b>EUT Type:</b> Portable Handset	Page 149 of 179	

**Radiated Band Edge Measurements (80MHz BW)**  
§15.407(b.1)(b.2) §15.205 §15.209

Worst Case Mode: 802.11ac (80MHz)  
 Worst Case Transfer Rate: MCS0  
 Distance of Measurements: 3 Meters  
 Operating Frequency: 5530MHz  
 Channel: 106



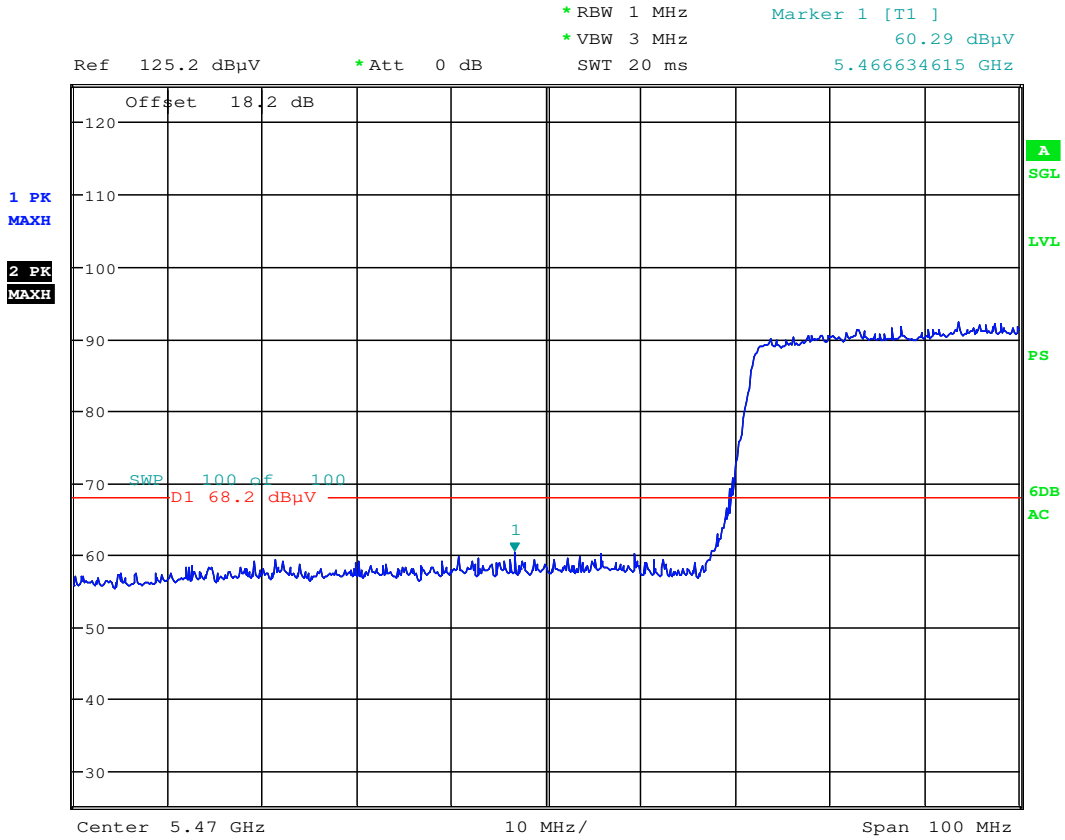
Date: 27.MAY.2014 19:47:41

**Plot 6-161. Radiated Restricted Lower Band Edge Plot (Average – UNII Band 2C)**

FCC ID: A3LSMG860P		FCC Pt. 15.407 802.11a/n/ac UNII MEASUREMENT REPORT (CERTIFICATION)		Reviewed by: Quality Manager
Test Report S/N: 0Y1405221061.A3L	Test Dates: 5/22 - 6/10/2014	EUT Type: Portable Handset	Page 150 of 179	

# Radiated Band Edge Measurements (80MHz BW)

§15.407(b.1)(b.2) §15.205 §15.209



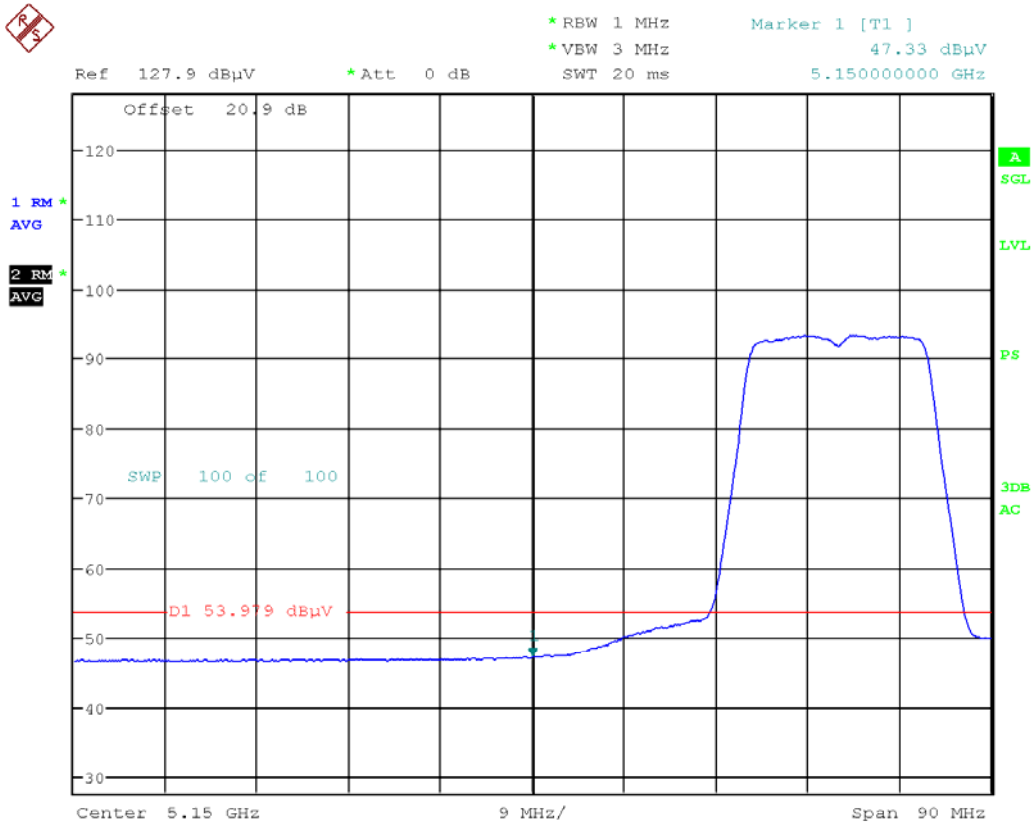
Date: 27.MAY.2014 19:46:37

**Plot 6-162. Radiated Restricted Lower Band Edge Plot (Peak – UNII Band 2C)**

FCC ID: A3LSMG860P		FCC Pt. 15.407 802.11a/n/ac UNII MEASUREMENT REPORT (CERTIFICATION)		Reviewed by: Quality Manager
Test Report S/N: 0Y1405221061.A3L	Test Dates: 5/22 - 6/10/2014	EUT Type: Portable Handset	Page 151 of 179	

### 6.14 MIMO Radiated Band Edge Measurements (20MHz BW) §15.407(b.1)(b.2) §15.205 §15.209

Worst Case Mode: 802.11n (20MHz)  
 Worst Case Transfer Rate: MCS0  
 Distance of Measurements: 3 Meters  
 Operating Frequency: 5180MHz  
 Channel: 36

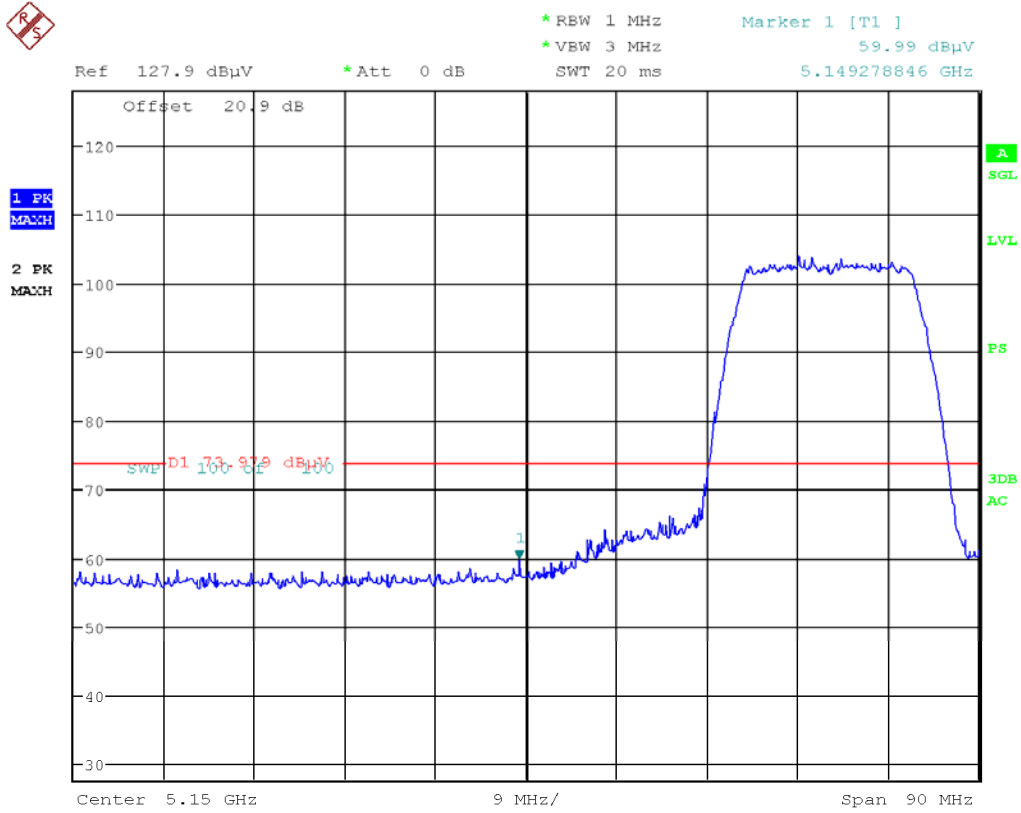


Date: 4.JUN.2014 06:25:20

**Plot 6-163. Radiated Restricted Lower Band Edge Plot (Average – UNII Band 1)**



FCC ID: A3LSMG860P		FCC Pt. 15.407 802.11a/n/ac UNII MEASUREMENT REPORT (CERTIFICATION)		Reviewed by: Quality Manager
Test Report S/N: 0Y1405221061.A3L	Test Dates: 5/22 - 6/10/2014	EUT Type: Portable Handset	Page 152 of 179	

**Radiated Band Edge Measurements (20MHz BW)**  
**\$15.407(b.1)(b.2) \$15.205 \$15.209**



Date: 4.JUN.2014 06:26:04

**Plot 6-164. Radiated Restricted Lower Band Edge Plot (Peak – UNII Band 1)**

FCC ID: A3LSMG860P		FCC Pt. 15.407 802.11a/n/ac UNII MEASUREMENT REPORT (CERTIFICATION)		Reviewed by: Quality Manager
Test Report S/N: 0Y1405221061.A3L	Test Dates: 5/22 - 6/10/2014	EUT Type: Portable Handset	Page 153 of 179	

# Radiated Band Edge Measurements (20MHz BW)

§15.407(b.1)(b.2) §15.205 §15.209

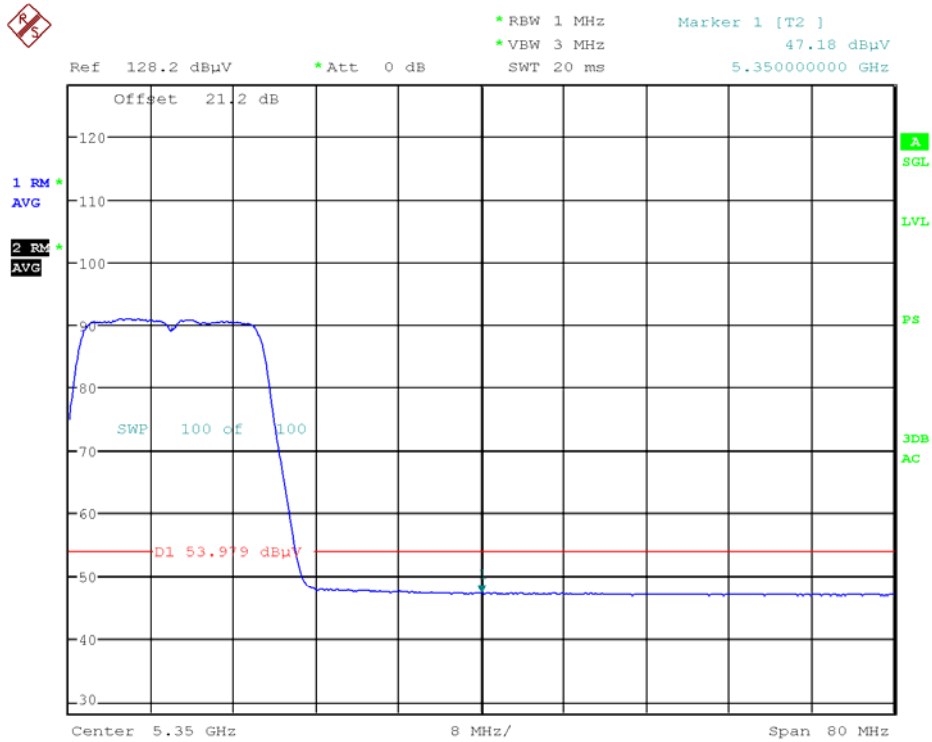
Worst Case Mode: 802.11n (20MHz)

Worst Case Transfer Rate: MCS0

Distance of Measurements: 3 Meters

Operating Frequency: 5320MHz

Channel: 64

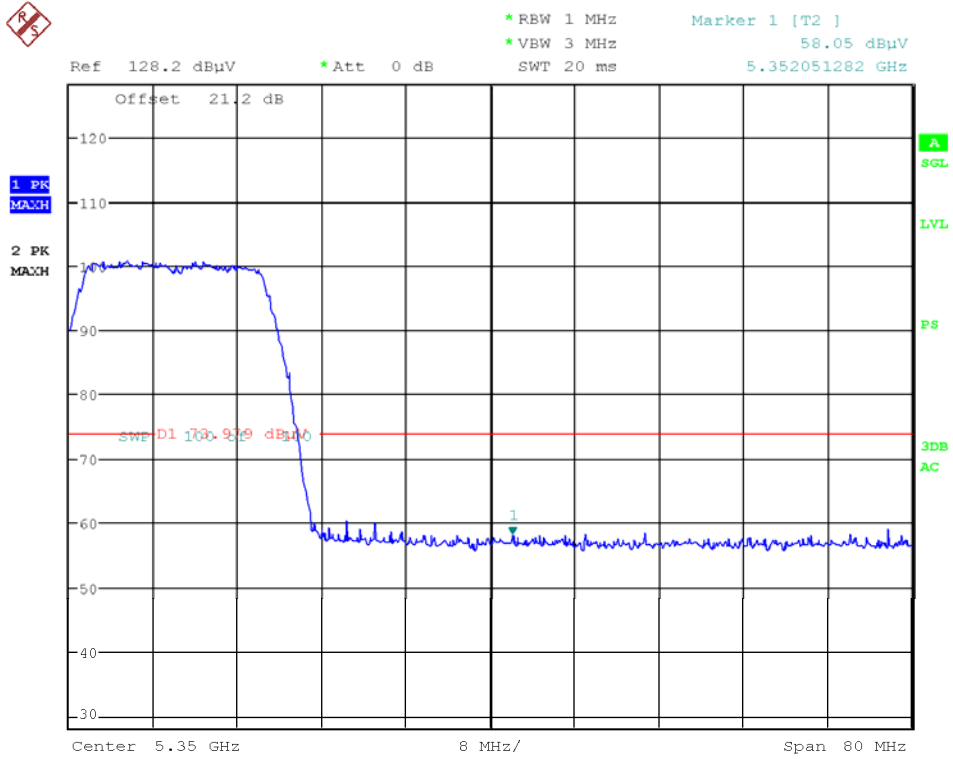


Date: 4.JUN.2014 06:43:21

**Plot 6-165. Radiated Restricted Upper Band Edge Plot (Average – UNII Band 2A)**



FCC ID: A3LSMG860P		FCC Pt. 15.407 802.11a/n/ac UNII MEASUREMENT REPORT (CERTIFICATION)		Reviewed by: Quality Manager
Test Report S/N: 0Y1405221061.A3L	Test Dates: 5/22 - 6/10/2014	EUT Type: Portable Handset		Page 154 of 179

**Radiated Band Edge Measurements (20MHz BW)**  
**§15.407(b.1)(b.2) §15.205 §15.209**



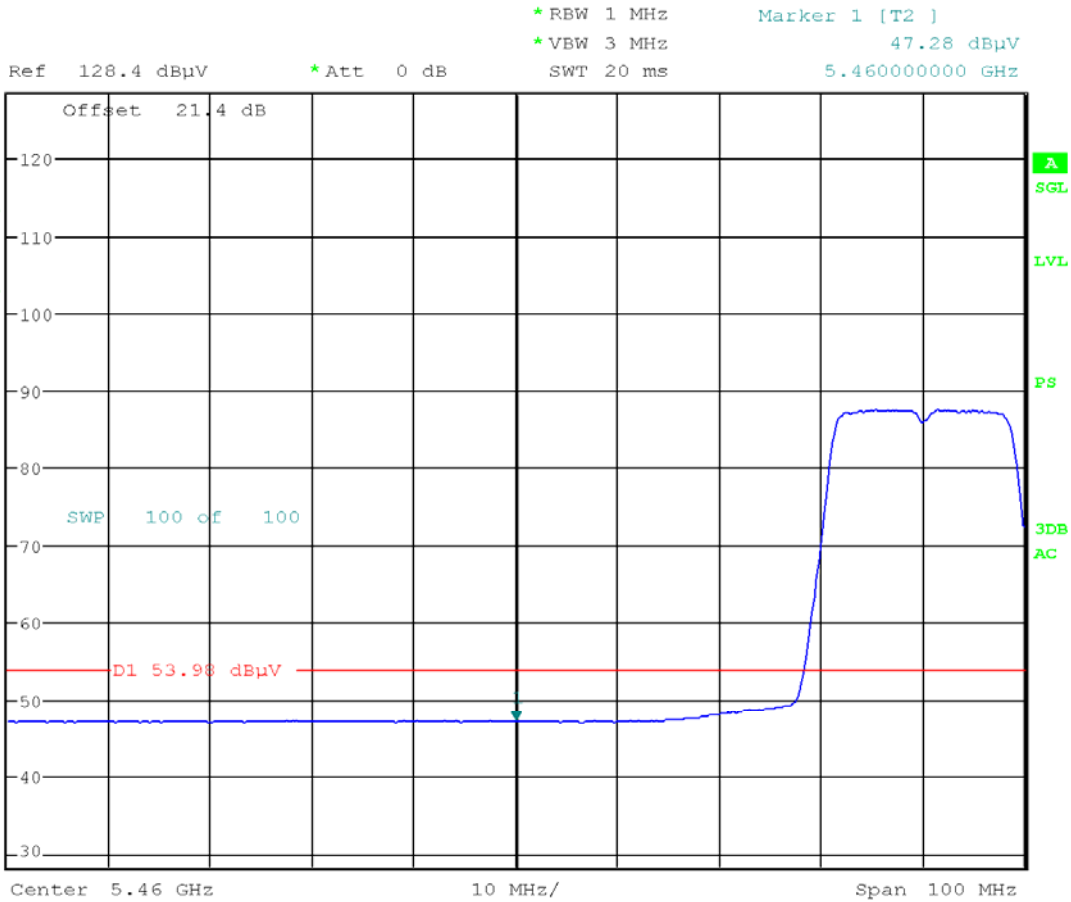
Date: 4 JUN.2014 06:44:14

**Plot 6-166. Radiated Restricted Upper Band Edge Plot (Peak – UNII Band 2A)**

FCC ID: A3LSMG860P		FCC Pt. 15.407 802.11a/n/ac UNII MEASUREMENT REPORT (CERTIFICATION)		Reviewed by: Quality Manager
Test Report S/N: 0Y1405221061.A3L	Test Dates: 5/22 - 6/10/2014	EUT Type: Portable Handset	Page 155 of 179	

**Radiated Band Edge Measurements (20MHz BW)**  
§15.407(b.1)(b.2) §15.205 §15.209

Worst Case Mode: 802.11n (20MHz)  
 Worst Case Transfer Rate: MCS0  
 Distance of Measurements: 3 Meters  
 Operating Frequency: 5500MHz  
 Channel: 100

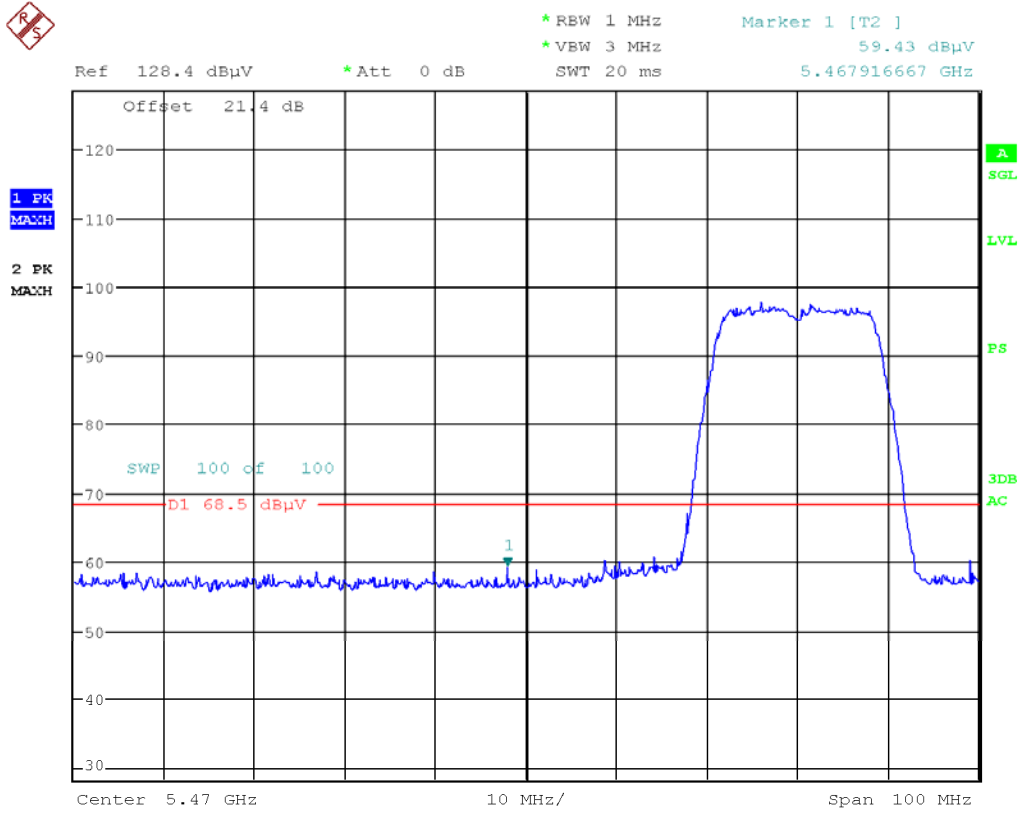


Date: 4.JUN.2014 07:10:18

**Plot 6-167. Radiated Restricted Lower Band Edge Plot (Average – UNII Band 2C)**

FCC ID: A3LSMG860P		FCC Pt. 15.407 802.11a/n/ac UNII MEASUREMENT REPORT (CERTIFICATION)		Reviewed by: Quality Manager
Test Report S/N: 0Y1405221061.A3L	Test Dates: 5/22 - 6/10/2014	EUT Type: Portable Handset	Page 156 of 179	

**Radiated Band Edge Measurements (20MHz BW)**  
**§15.407(b.1)(b.2) §15.205 §15.209**



Date: 4.JUN.2014 07:11:14

**Plot 6-168. Radiated Restricted Lower Band Edge Plot (Peak – UNII Band 2C)**

<b>FCC ID:</b> A3LSMG860P	<b>PCTEST</b> ENGINEERING LABORATORY, INC.	FCC Pt. 15.407 802.11a/n/ac UNII MEASUREMENT REPORT (CERTIFICATION)	<b>SAMSUNG</b>	<b>Reviewed by:</b> Quality Manager
<b>Test Report S/N:</b> 0Y1405221061.A3L	<b>Test Dates:</b> 5/22 - 6/10/2014	<b>EUT Type:</b> Portable Handset	Page 157 of 179	

# Radiated Band Edge Measurements (20MHz BW)

§15.407(b.1)(b.2) §15.205 §15.209

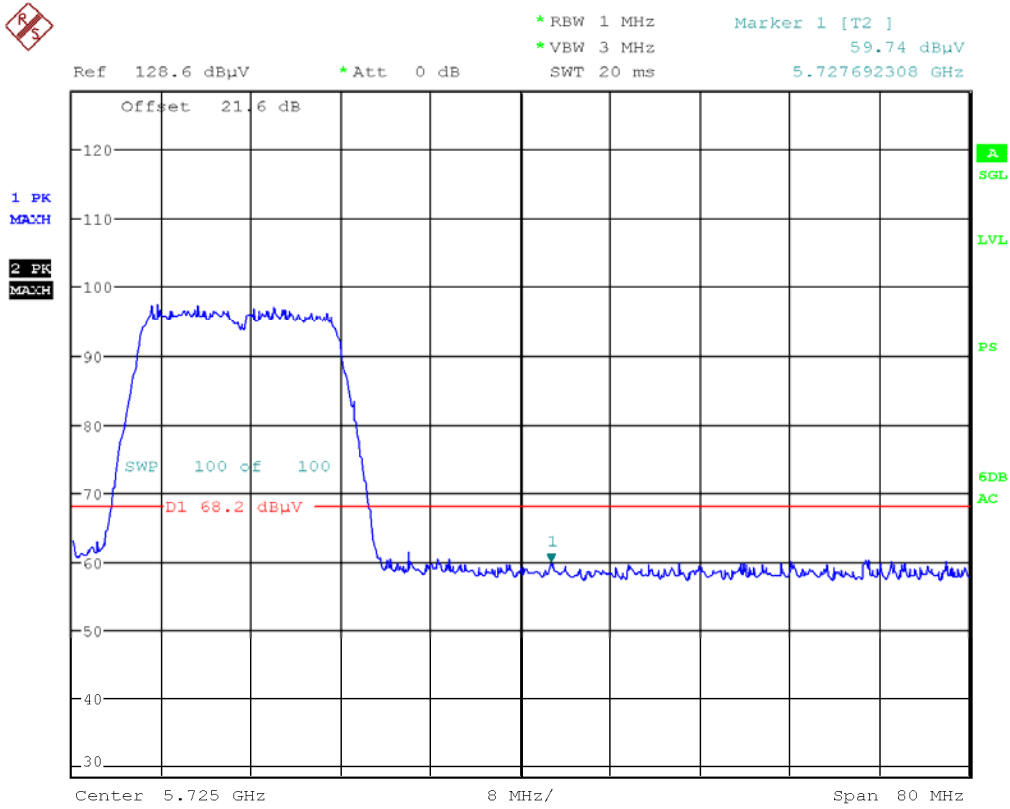
Worst Case Mode: 802.11n (20MHz)

Worst Case Transfer Rate: MCS0

Distance of Measurements: 3 Meters

Operating Frequency: 5700MHz

Channel: 140



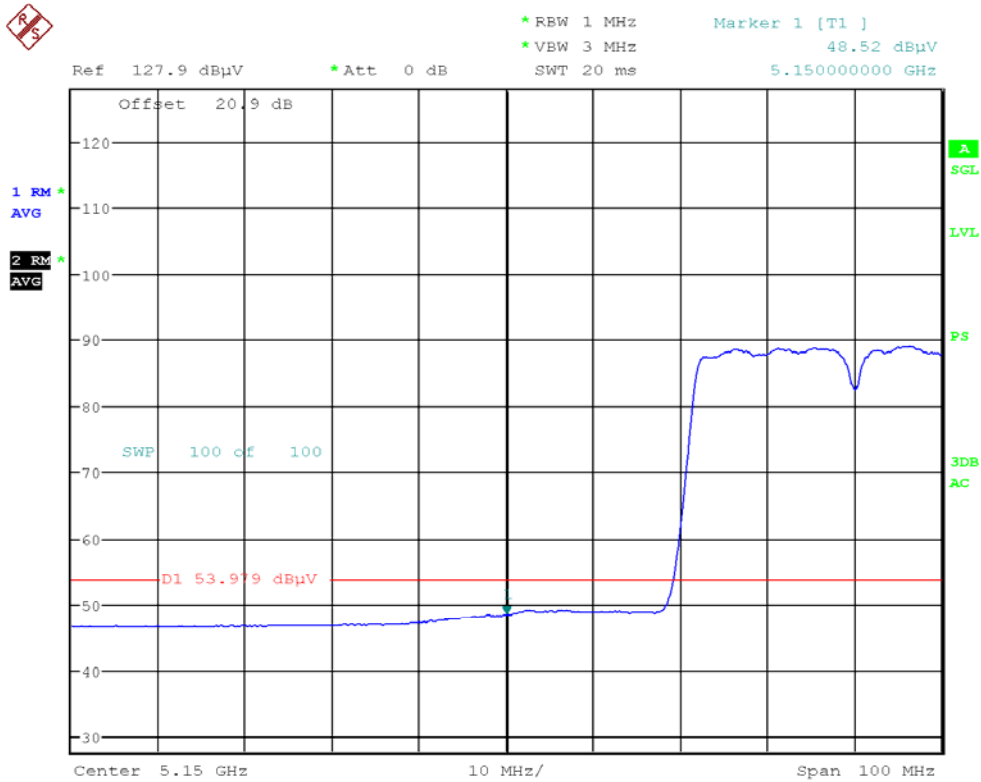
Date: 4.JUN.2014 07:26:26

**Plot 6-169. Radiated Upper Band Edge Plot (Peak – UNII Band 2C)**

FCC ID: A3LSMG860P		FCC Pt. 15.407 802.11a/n/ac UNII MEASUREMENT REPORT (CERTIFICATION)		Reviewed by: Quality Manager
Test Report S/N: 0Y1405221061.A3L	Test Dates: 5/22 - 6/10/2014	EUT Type: Portable Handset	Page 158 of 179	

### 6.15 MIMO Radiated Band Edge Measurements (40MHz BW) §15.407(b.1)(b.2) §15.205 §15.209

Worst Case Mode: 802.11n (40MHz)  
 Worst Case Transfer Rate: MCS0  
 Distance of Measurements: 3 Meters  
 Operating Frequency: 5190MHz  
 Channel: 38

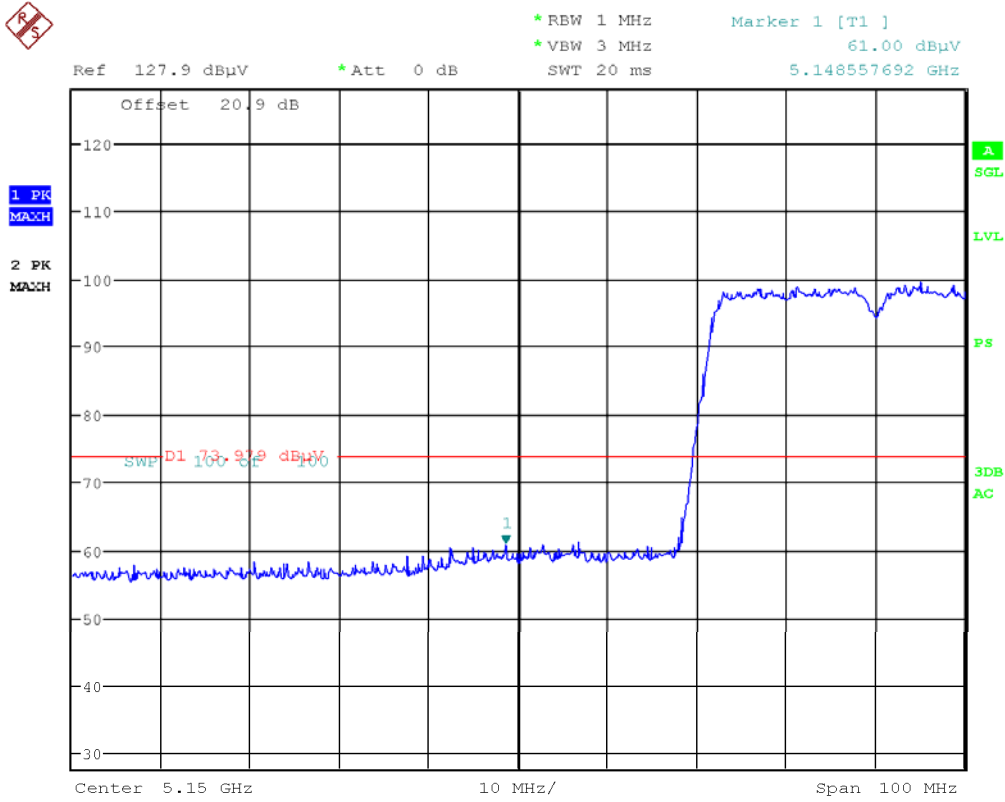


Date: 4.JUN.2014 06:29:26

**Plot 6-170. Radiated Restricted Lower Band Edge Plot (Average – UNII Band 1)**



FCC ID: A3LSMG860P		FCC Pt. 15.407 802.11a/n/ac UNII MEASUREMENT REPORT (CERTIFICATION)		Reviewed by: Quality Manager
Test Report S/N: 0Y1405221061.A3L	Test Dates: 5/22 - 6/10/2014	EUT Type: Portable Handset	Page 159 of 179	

**Radiated Band Edge Measurements (40MHz BW)**  
**\$15.407(b.1)(b.2) \$15.205 \$15.209**



Date: 4.JUN.2014 06:28:41

**Plot 6-171. Radiated Restricted Lower Band Edge Plot (Peak – UNII Band 1)**

<b>FCC ID:</b> A3LSMG860P		FCC Pt. 15.407 802.11a/n/ac UNII MEASUREMENT REPORT (CERTIFICATION)		<b>Reviewed by:</b> Quality Manager
<b>Test Report S/N:</b> 0Y1405221061.A3L	<b>Test Dates:</b> 5/22 - 6/10/2014	<b>EUT Type:</b> Portable Handset	Page 160 of 179	

# Radiated Band Edge Measurements (40MHz BW)

§15.407(b.1)(b.2) §15.205 §15.209

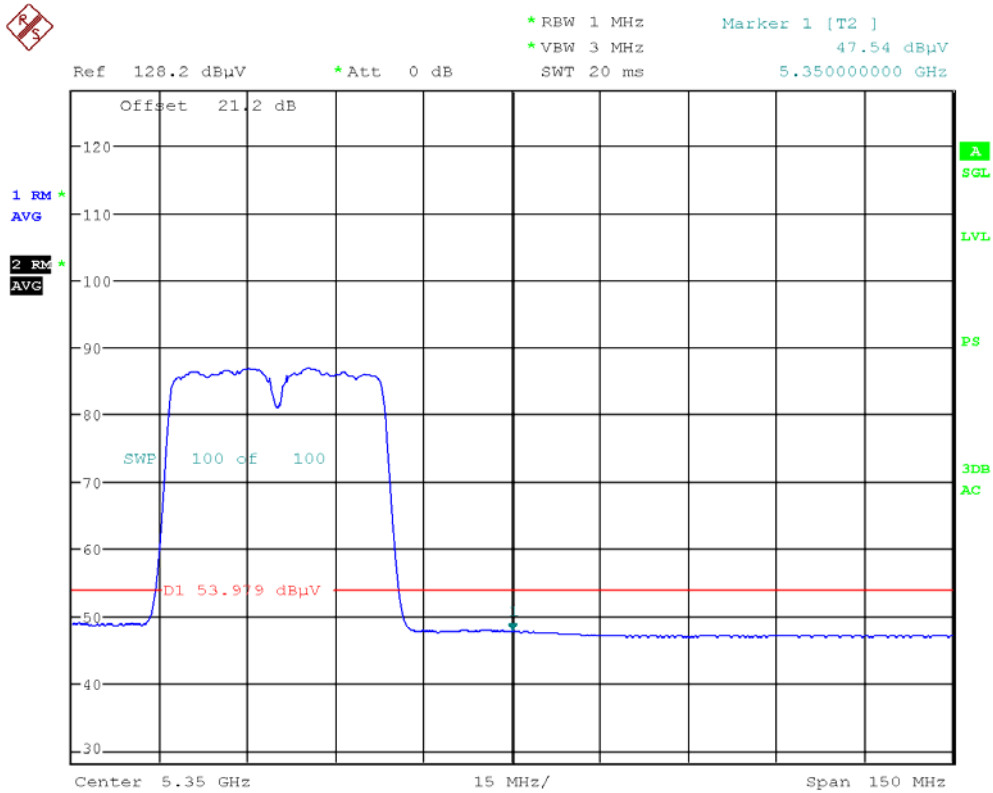
Worst Case Mode: 802.11n (40MHz)

Worst Case Transfer Rate: MCS0

Distance of Measurements: 3 Meters

Operating Frequency: 5310MHz

Channel: 62

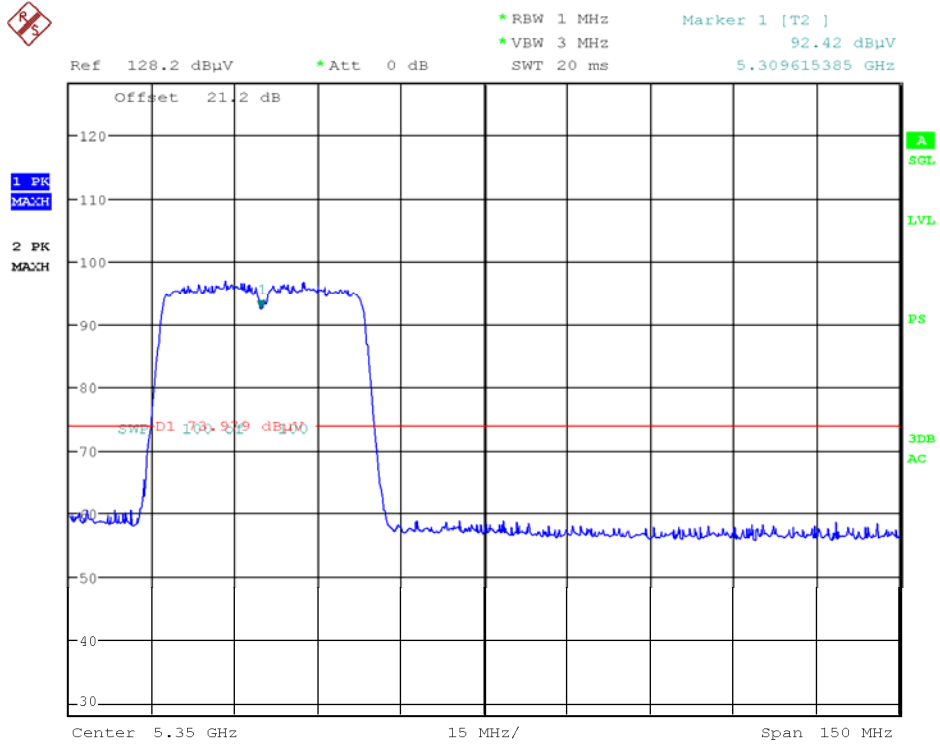


Date: 4.JUN.2014 06:48:52

**Plot 6-172. Radiated Restricted Upper Band Edge Plot (Average – UNII Band 2A)**

FCC ID: A3LSMG860P		FCC Pt. 15.407 802.11a/n/ac UNII MEASUREMENT REPORT (CERTIFICATION)		Reviewed by: Quality Manager
Test Report S/N: 0Y1405221061.A3L	Test Dates: 5/22 - 6/10/2014	EUT Type: Portable Handset		Page 161 of 179

**Radiated Band Edge Measurements (40MHz BW)**  
**§15.407(b.1)(b.2) §15.205 §15.209**



Date: 4.JUN.2014 06:48:04

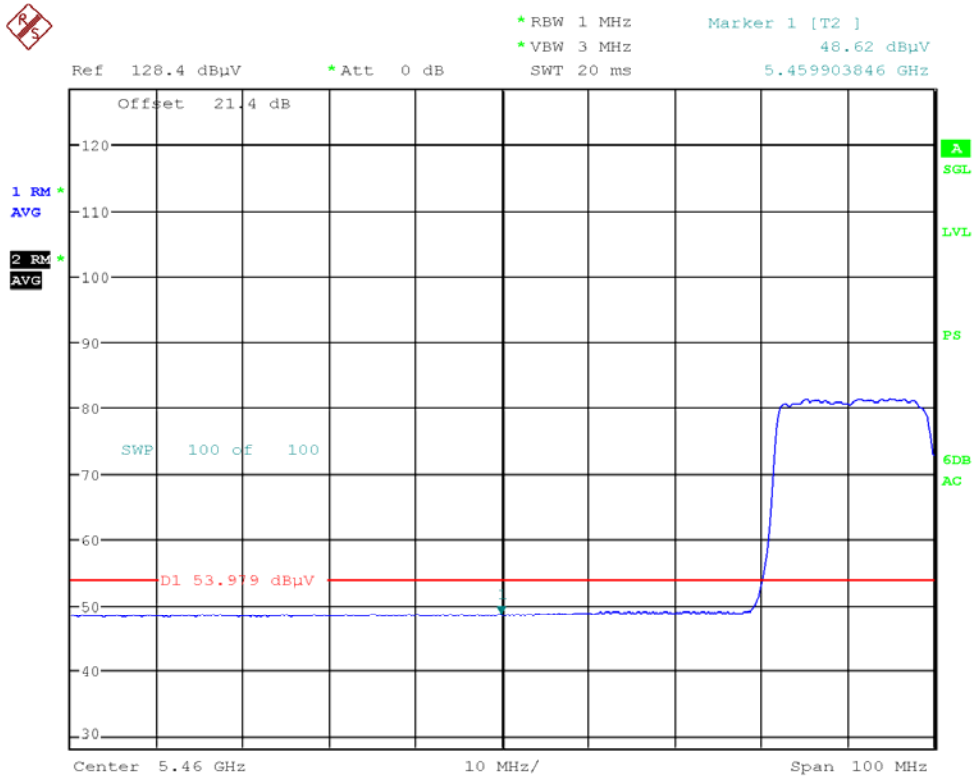
**Plot 6-173. Radiated Restricted Upper Band Edge Plot (Peak – UNII Band 2A)**

FCC ID: A3LSMG860P	<b>PCTEST</b> ENGINEERING LABORATORY, INC.	FCC Pt. 15.407 802.11a/n/ac UNII MEASUREMENT REPORT (CERTIFICATION)	<b>SAMSUNG</b>	Reviewed by: Quality Manager
Test Report S/N: 0Y1405221061.A3L	Test Dates: 5/22 - 6/10/2014	EUT Type: Portable Handset	Page 162 of 179	

# Radiated Band Edge Measurements (40MHz BW)

§15.407(b.1)(b.2) §15.205 §15.209

Worst Case Mode: 802.11n (40MHz)  
 Worst Case Transfer Rate: MCS0  
 Distance of Measurements: 3 Meters  
 Operating Frequency: 5510MHz  
 Channel: 102

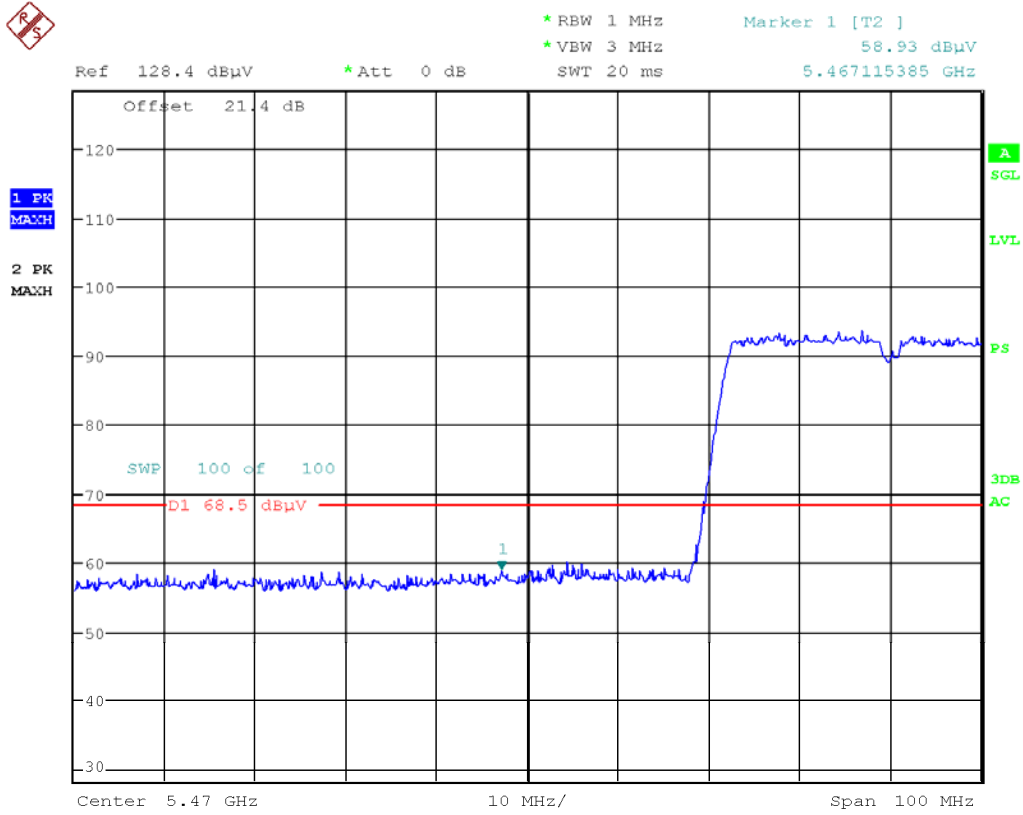


Date: 4.JUN.2014 07:15:36

**Plot 6-174. Radiated Restricted Lower Band Edge Plot (Average – UNII Band 2C)**

FCC ID: A3LSMG860P		FCC Pt. 15.407 802.11a/n/ac UNII MEASUREMENT REPORT (CERTIFICATION)		Reviewed by: Quality Manager
Test Report S/N: 0Y1405221061.A3L	Test Dates: 5/22 - 6/10/2014	EUT Type: Portable Handset	Page 163 of 179	

**Radiated Band Edge Measurements (40MHz BW)**  
**§15.407(b.1)(b.2) §15.205 §15.209**



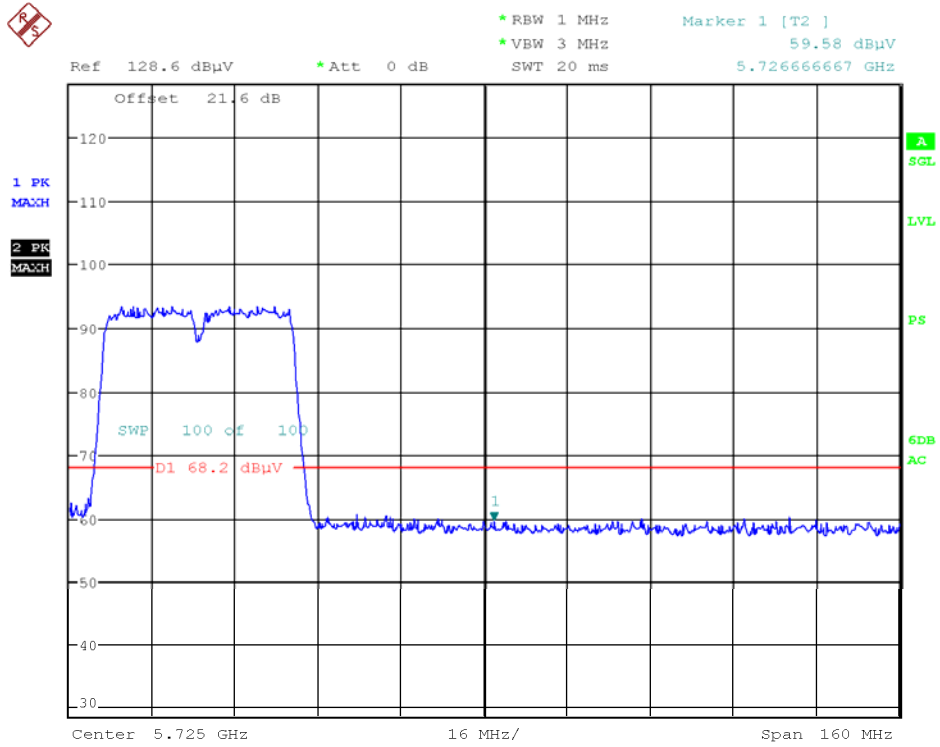
Date: 4.JUN.2014 07:13:34

**Plot 6-175. Radiated Restricted Lower Band Edge Plot (Peak – UNII Band 2C)**

<b>FCC ID:</b> A3LSMG860P	<b>PCTEST</b> ENGINEERING LABORATORY, INC.	FCC Pt. 15.407 802.11a/n/ac UNII MEASUREMENT REPORT (CERTIFICATION)	<b>SAMSUNG</b>	<b>Reviewed by:</b> Quality Manager
<b>Test Report S/N:</b> 0Y1405221061.A3L	<b>Test Dates:</b> 5/22 - 6/10/2014	<b>EUT Type:</b> Portable Handset	Page 164 of 179	

**Radiated Band Edge Measurements (40MHz BW)**  
§15.407(b.1)(b.2) §15.205 §15.209

Worst Case Mode: 802.11n (40MHz)  
 Worst Case Transfer Rate: MCS0  
 Distance of Measurements: 3 Meters  
 Operating Frequency: 5670MHz  
 Channel: 134



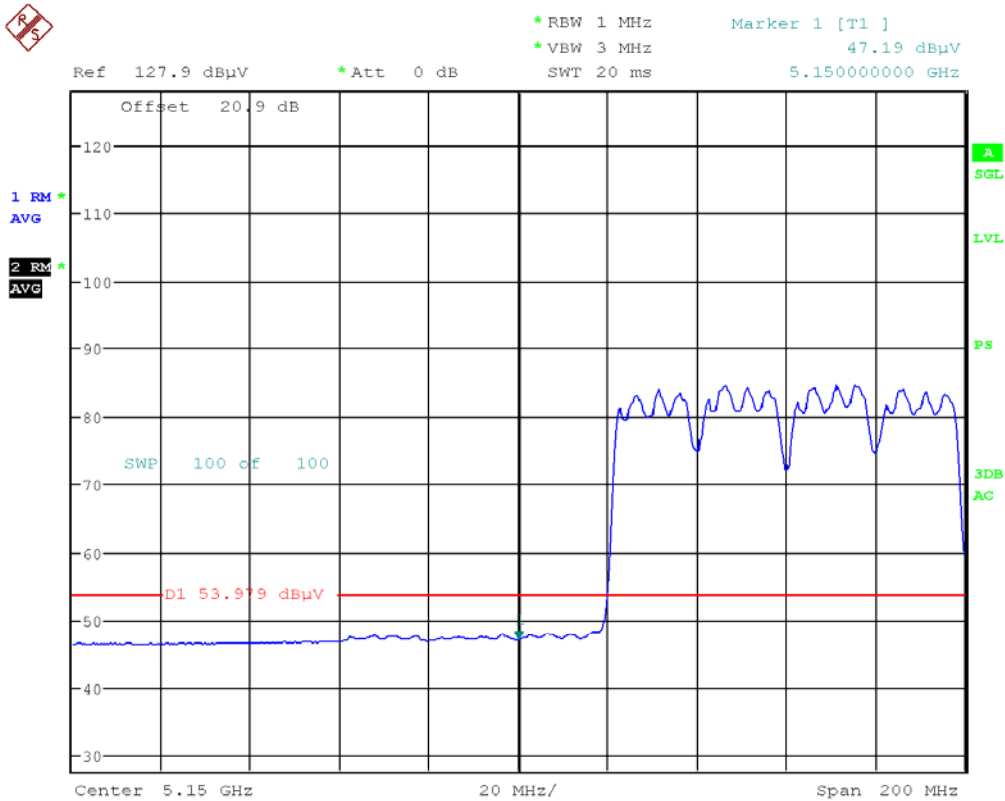
Date: 4.JUN.2014 07:28:17

**Plot 6-176. Radiated Upper Band Edge Plot (Peak – UNII Band 2C)**

FCC ID: A3LSMG860P		FCC Pt. 15.407 802.11a/n/ac UNII MEASUREMENT REPORT (CERTIFICATION)		Reviewed by: Quality Manager
Test Report S/N: 0Y1405221061.A3L	Test Dates: 5/22 - 6/10/2014	EUT Type: Portable Handset		Page 165 of 179

## 6.16 MIMO Radiated Band Edge Measurements (80MHz BW) §15.407(b.1)(b.2) §15.205 §15.209

Worst Case Mode: 802.11n (80MHz)  
 Worst Case Transfer Rate: MCS0  
 Distance of Measurements: 3 Meters  
 Operating Frequency: 5210MHz  
 Channel: 42

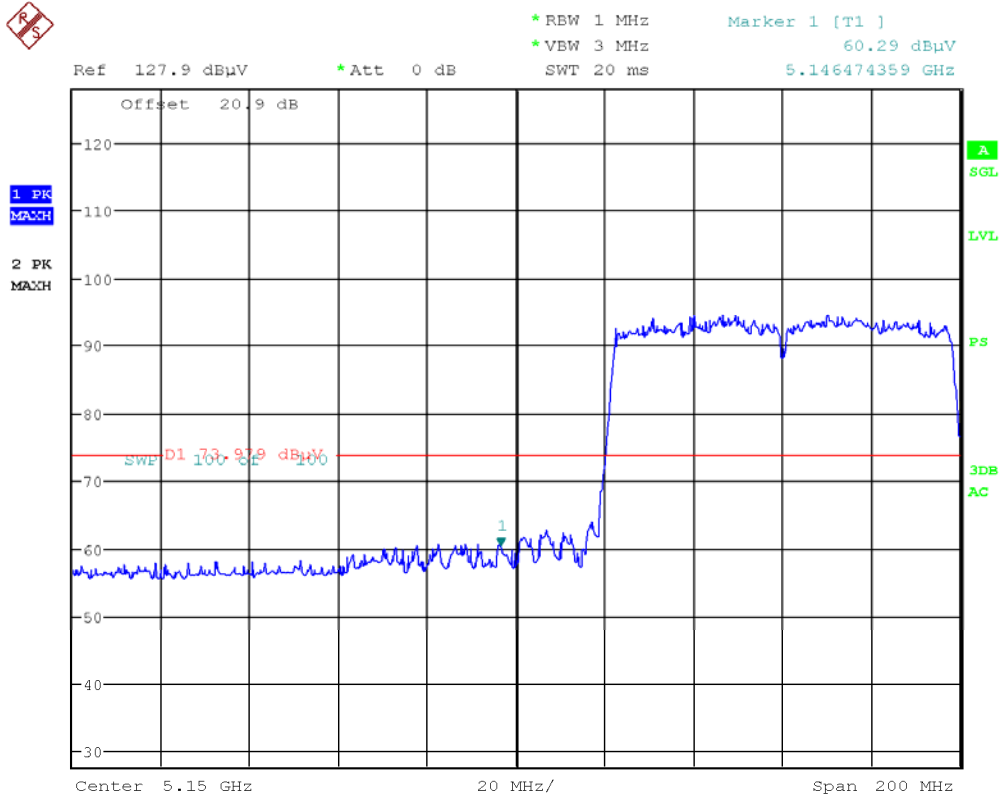


Date: 4.JUN.2014 06:32:11

**Plot 6-177. Radiated Restricted Lower Band Edge Plot (Average – UNII Band 1)**



FCC ID: A3LSMG860P		FCC Pt. 15.407 802.11a/n/ac UNII MEASUREMENT REPORT (CERTIFICATION)		Reviewed by: Quality Manager
Test Report S/N: 0Y1405221061.A3L	Test Dates: 5/22 - 6/10/2014	EUT Type: Portable Handset	Page 166 of 179	

**Radiated Band Edge Measurements (80MHz BW)**  
**§15.407(b.1)(b.2) §15.205 §15.209**



Date: 4.JUN.2014 06:33:12

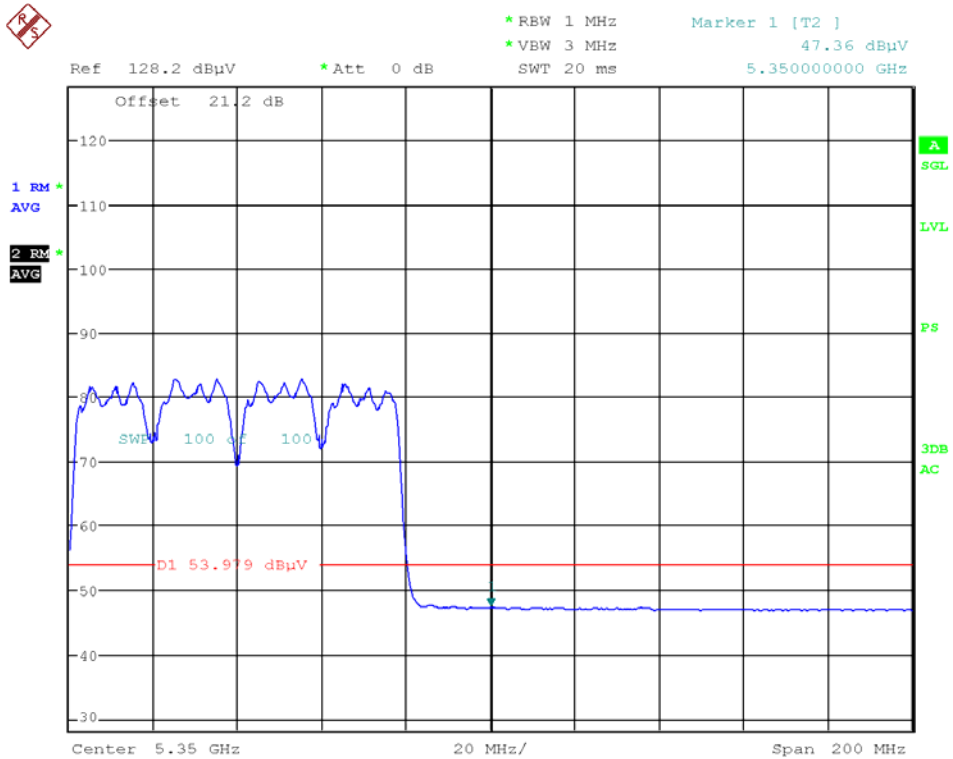
**Plot 6-178. Radiated Restricted Lower Band Edge Plot (Peak – UNII Band 1)**

<b>FCC ID:</b> A3LSMG860P		FCC Pt. 15.407 802.11a/n/ac UNII MEASUREMENT REPORT (CERTIFICATION)		<b>Reviewed by:</b> Quality Manager
<b>Test Report S/N:</b> 0Y1405221061.A3L	<b>Test Dates:</b> 5/22 - 6/10/2014	<b>EUT Type:</b> Portable Handset	Page 167 of 179	

# Radiated Band Edge Measurements (80MHz BW)

§15.407(b.1)(b.2) §15.205 §15.209

Worst Case Mode: 802.11ac (80MHz)  
 Worst Case Transfer Rate: MCS0  
 Distance of Measurements: 3 Meters  
 Operating Frequency: 5290MHz  
 Channel: 58



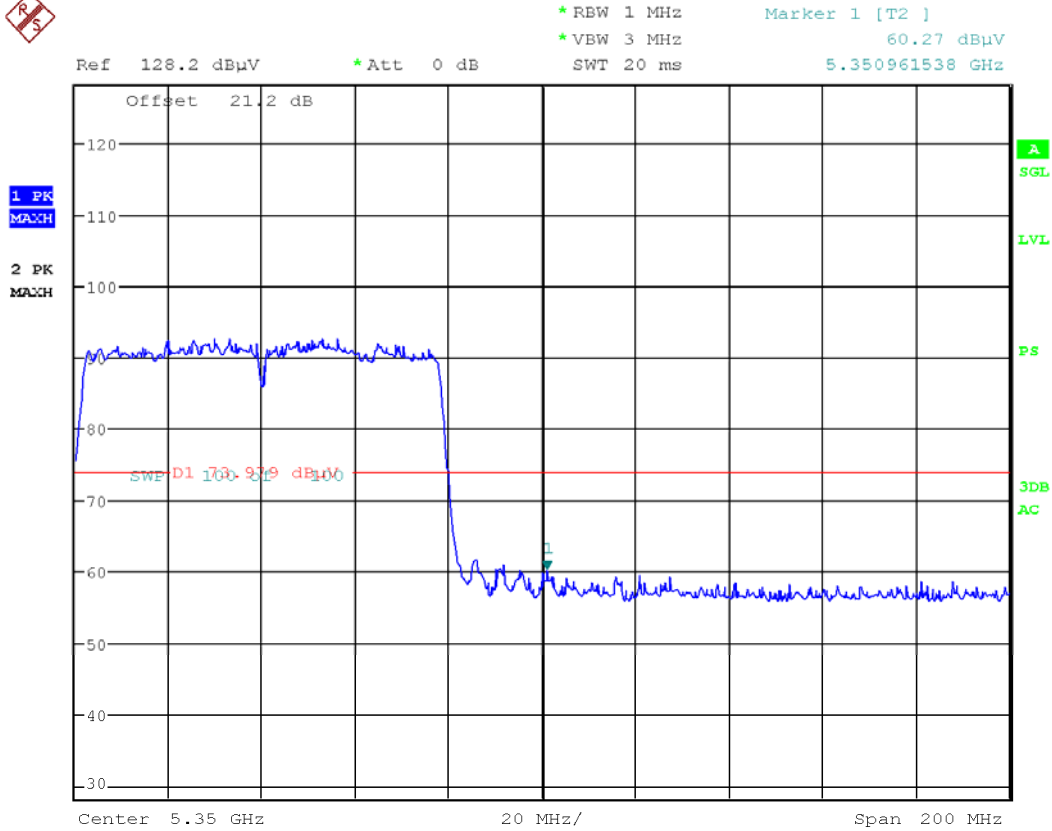
Date: 4.JUN.2014 06:52:25

**Plot 6-179. Radiated Restricted Upper Band Edge Plot (Average – UNII Band 2A)**

FCC ID: A3LSMG860P		FCC Pt. 15.407 802.11a/n/ac UNII MEASUREMENT REPORT (CERTIFICATION)		Reviewed by: Quality Manager
Test Report S/N: 0Y1405221061.A3L	Test Dates: 5/22 - 6/10/2014	EUT Type: Portable Handset	Page 168 of 179	

# Radiated Band Edge Measurements (80MHz BW)

§15.407(b.1)(b.2) §15.205 §15.209



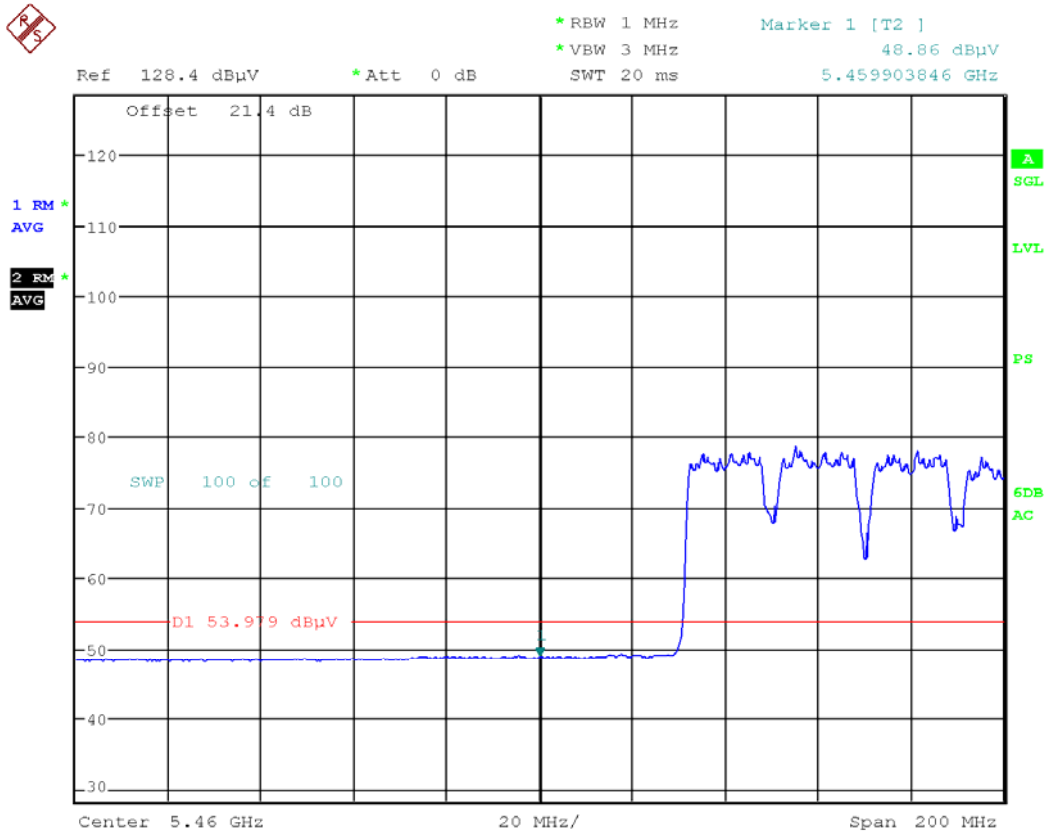
Date: 4.JUN.2014 06:53:19

**Plot 6-180. Radiated Restricted Upper Band Edge Plot (Peak – UNII Band 2A)**

FCC ID: A3LSMG860P		FCC Pt. 15.407 802.11a/n/ac UNII MEASUREMENT REPORT (CERTIFICATION)		Reviewed by: Quality Manager
Test Report S/N: 0Y1405221061.A3L	Test Dates: 5/22 - 6/10/2014	EUT Type: Portable Handset	Page 169 of 179	

**Radiated Band Edge Measurements (80MHz BW)**  
**§15.407(b.1)(b.2) §15.205 §15.209**

Worst Case Mode: 802.11ac (80MHz)  
 Worst Case Transfer Rate: MCS0  
 Distance of Measurements: 3 Meters  
 Operating Frequency: 5530MHz  
 Channel: 106

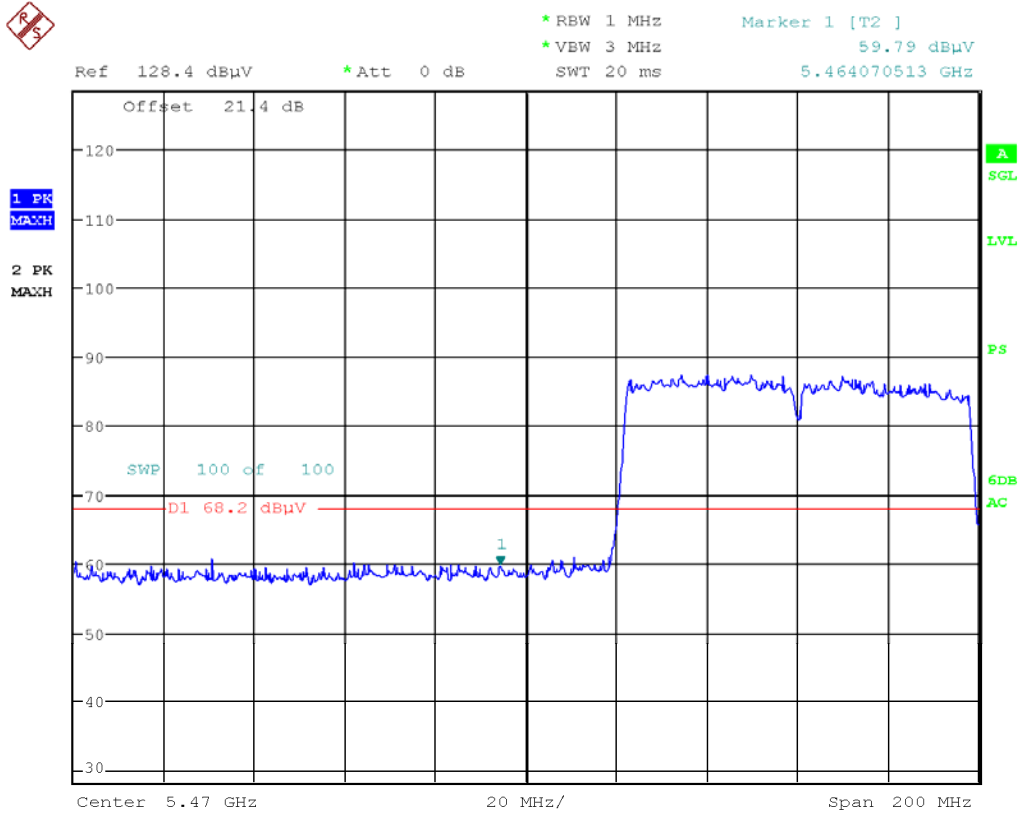


Date: 4.JUN.2014 07:17:42

**Plot 6-181. Radiated Restricted Lower Band Edge Plot (Average – UNII Band 2C)**



FCC ID: A3LSMG860P		FCC Pt. 15.407 802.11a/n/ac UNII MEASUREMENT REPORT (CERTIFICATION)		Reviewed by: Quality Manager
Test Report S/N: 0Y1405221061.A3L	Test Dates: 5/22 - 6/10/2014	EUT Type: Portable Handset	Page 170 of 179	

**Radiated Band Edge Measurements (80MHz BW)**  
**\$15.407(b.1)(b.2) \$15.205 \$15.209**



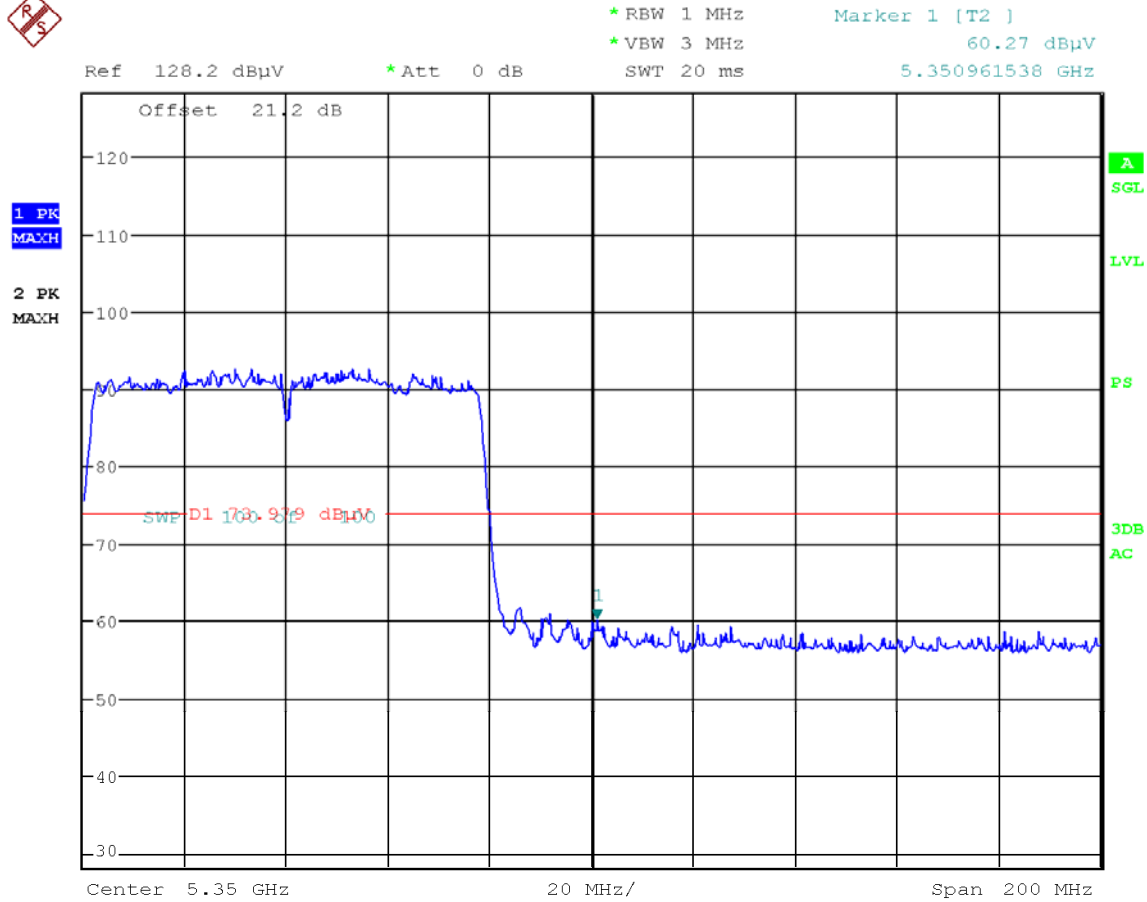
Date: 4.JUN.2014 07:18:45

**Plot 6-182. Radiated Restricted Lower Band Edge Plot (Peak – UNII Band 2C)**

<b>FCC ID:</b> A3LSMG860P		FCC Pt. 15.407 802.11a/n/ac UNII MEASUREMENT REPORT (CERTIFICATION)		<b>Reviewed by:</b> Quality Manager
<b>Test Report S/N:</b> 0Y1405221061.A3L	<b>Test Dates:</b> 5/22 - 6/10/2014	<b>EUT Type:</b> Portable Handset	Page 171 of 179	

**6.17 WCC Radiated Band Edge Measurements**  
\$15.407(b.1)(b.2) \$15.205 \$15.209

Worst Case Mode: 802.11a  
 Worst Case Transfer Rate: 6 Mbps  
 Distance of Measurements: 3 Meters  
 Operating Frequency: 5500MHz  
 Channel: 100



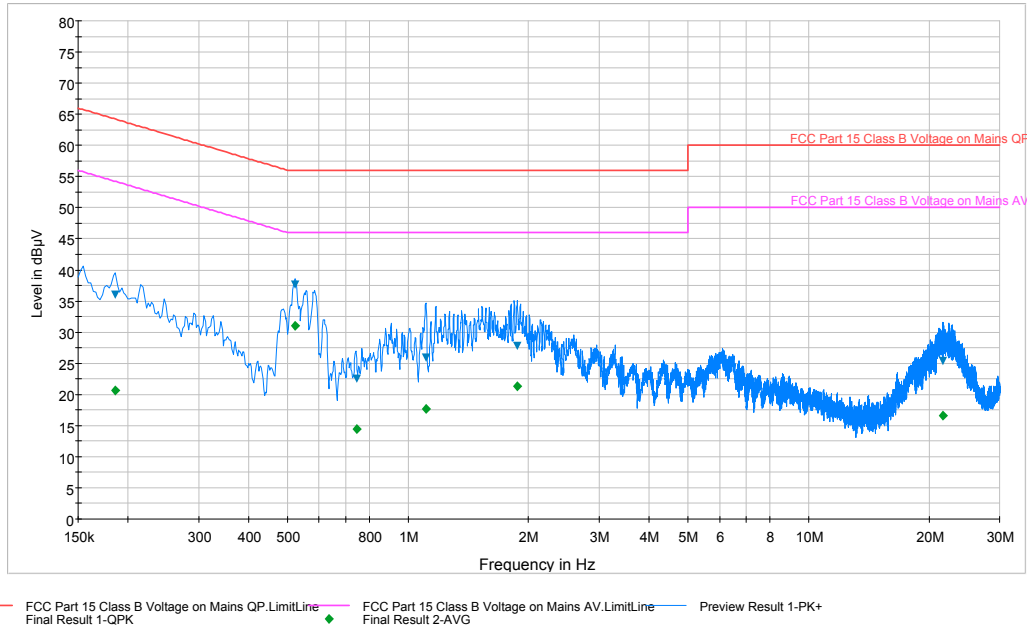
Date: 4.JUN.2014 06:53:19

**Plot 6-183. Radiated Restricted Lower Band Edge Plot with WCC (Average – UNII Band 2C)**

FCC ID: A3LSMG860P		FCC Pt. 15.407 802.11a/n/ac UNII MEASUREMENT REPORT (CERTIFICATION)		Reviewed by: Quality Manager
Test Report S/N: 0Y1405221061.A3L	Test Dates: 5/22 - 6/10/2014	EUT Type: Portable Handset	Page 172 of 179	

## 6.18 Line-Conducted Test Data

### \$15.407



**Plot 6-184. Line Conducted Plot with 802.11a UNII Band 1 (L1)**

Frequency MHz	Line	Corr. dB	QuasiPeak dBµV	Limit dBµV	Margin dB	Average dBµV	Limit dBµV	Margin dB
0.157	L1	0.2	40.40	65.60	25.20	26.60	55.60	29.00
0.548	L1	0.1	39.20	56.00	16.80	31.60	46.00	14.40
1.205	L1	0.1	25.10	56.00	30.90	17.70	46.00	28.30
1.536	L1	0.1	28.60	56.00	27.40	21.50	46.00	24.50
1.739	L1	0.1	28.90	56.00	27.10	22.30	46.00	23.70
22.499	L1	0.7	29.10	60.00	30.90	21.60	50.00	28.40

**Table 6-54. Line Conducted Data with 802.11a UNII Band 1 (L1)**

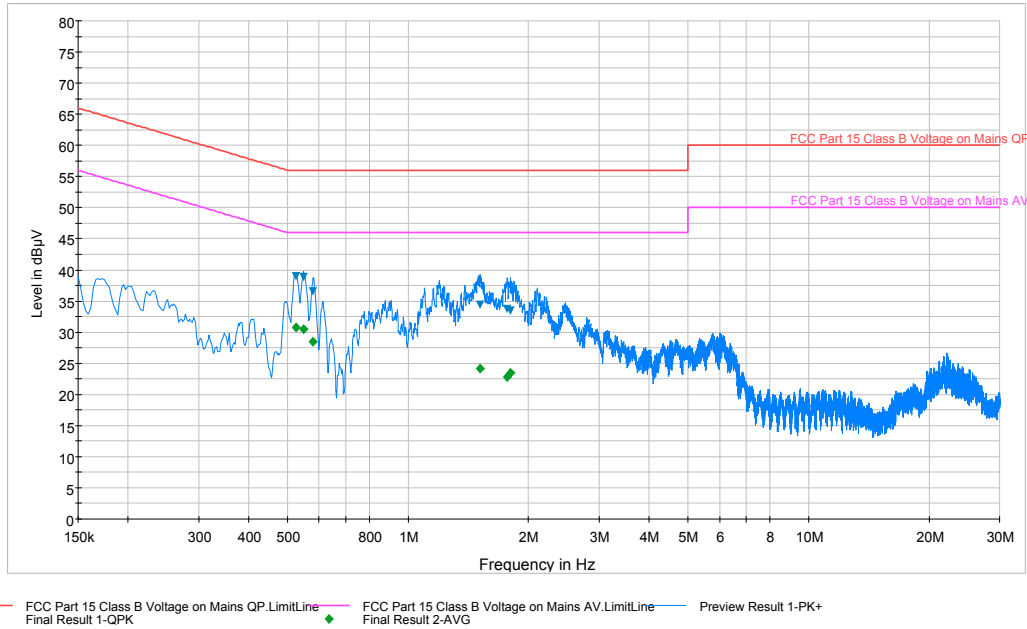
**Notes:**

- All modes of operation, data rates, and test channels were investigated and the worst-case emissions are reported in 802.11a mode using 6Mbps on Channel 36. The emissions found were not affected by the choice of channel used during testing.
- The limit for Class B device(s) from 150kHz to 30MHz are specified in Section 15.207 of the Title 47 CFR.
- L1 = Phase; N = Neutral
- Corr. (dB) = Cable loss (dB) + LISN insertion factor (dB)
- QP/AV Level (dBµV) = QP/AV Analyzer/Receiver Level (dBµV) + Corr. (dB)
- Margin (dB) = QP/AVLimit (dBµV) - QP/AV Level (dBµV)
- Traces shown in plot are made using a peak detector.
- Deviations to the Specifications: None.

FCC ID: A3LSMG860P		FCC Pt. 15.407 802.11a/n/ac UNII MEASUREMENT REPORT (CERTIFICATION)		Reviewed by: Quality Manager
Test Report S/N: 0Y1405221061.A3L	Test Dates: 5/22 - 6/10/2014	EUT Type: Portable Handset		Page 173 of 179

# Line-Conducted Test Data

## \$15.407



**Plot 6-185. Line Conducted Plot with 802.11a UNII Band 1 (N)**

Frequency MHz	Line	Corr. dB	QuasiPeak dBµV	Limit dBµV	Margin dB	Average dBµV	Limit dBµV	Margin dB
0.526	N	0.1	38.90	56.00	17.10	30.80	46.00	15.20
0.548	N	0.1	38.90	56.00	17.10	30.40	46.00	15.60
0.580	N	0.1	36.60	56.00	19.40	28.40	46.00	17.60
1.516	N	0.2	34.40	56.00	21.60	24.10	46.00	21.90
1.772	N	0.2	33.80	56.00	22.20	22.90	46.00	23.20
1.802	N	0.2	33.40	56.00	22.60	23.40	46.00	22.60

**Table 6-55. Line Conducted Data with 802.11a UNII Band 1 (N)**

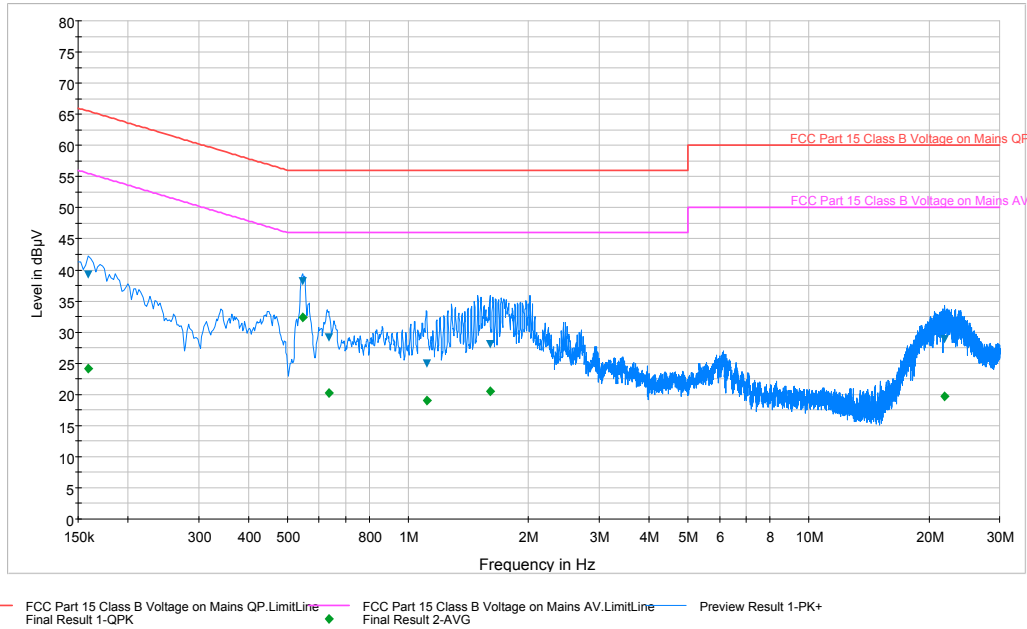
**Notes:**

- All modes of operation, data rates, and test channels were investigated and the worst-case emissions are reported in 802.11a mode using 6Mbps on Channel 36. The emissions found were not affected by the choice of channel used during testing.
- The limit for Class B device(s) from 150kHz to 30MHz are specified in Section 15.207 of the Title 47 CFR.
- L1 = Phase; N = Neutral
- Corr. (dB) = Cable loss (dB) + LISN insertion factor (dB)
- QP/AV Level (dBµV) = QP/AV Analyzer/Receiver Level (dBµV) + Corr. (dB)
- Margin (dB) = QP/AVLimit (dBµV) - QP/AV Level (dBµV)
- Traces shown in plot are made using a peak detector.
- Deviations to the Specifications: None.

FCC ID: A3LSMG860P		FCC Pt. 15.407 802.11a/n/ac UNII MEASUREMENT REPORT (CERTIFICATION)		Reviewed by: Quality Manager
Test Report S/N: 0Y1405221061.A3L	Test Dates: 5/22 - 6/10/2014	EUT Type: Portable Handset		Page 174 of 179

# Line-Conducted Test Data

## \$15.407



**Plot 6-186. Line Conducted Plot with 802.11a UNII Band 2A (L1)**

Frequency MHz	Line	Corr. dB	QuasiPeak dBµV	Limit dBµV	Margin dB	Average dBµV	Limit dBµV	Margin dB
0.159	L1	0.2	39.30	65.50	26.20	24.10	55.50	31.40
0.546	L1	0.1	38.10	56.00	17.90	32.30	46.00	13.70
0.634	L1	0.1	29.10	56.00	26.90	20.30	46.00	25.70
1.113	L1	0.1	25.00	56.00	31.00	19.00	46.00	27.00
1.601	L1	0.1	28.00	56.00	28.00	20.40	46.00	25.60
21.914	L1	0.7	28.80	60.00	31.20	19.80	50.00	30.20

**Table 6-56. Line Conducted Data with 802.11a UNII Band 2A (L1)**

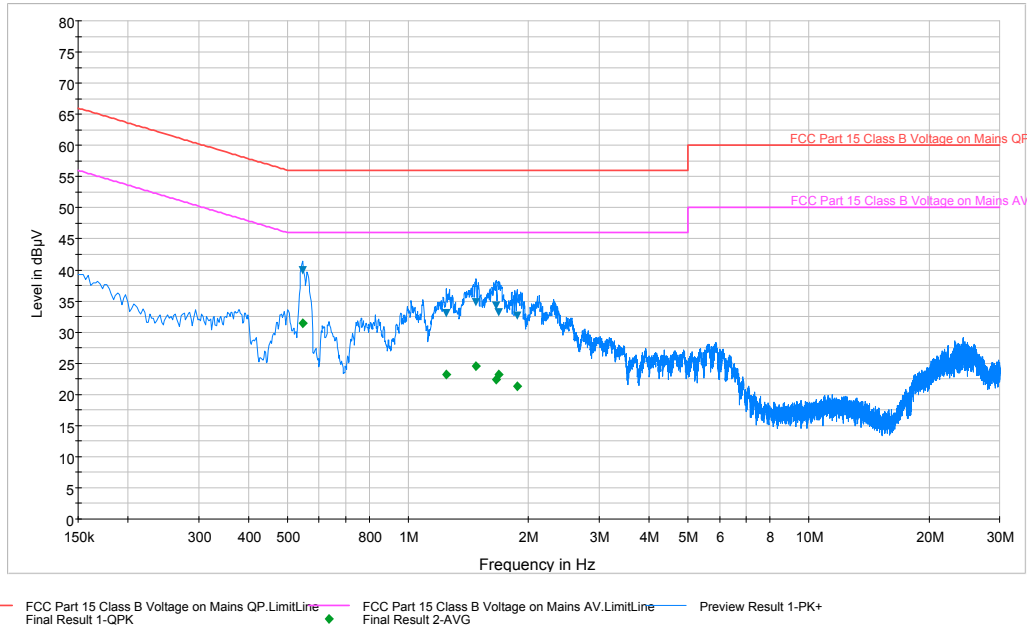
**Notes:**

- All modes of operation, data rates, and test channels were investigated and the worst-case emissions are reported in 802.11a mode using 6Mbps on Channel 52. The emissions found were not affected by the choice of channel used during testing.
- The limit for Class B device(s) from 150kHz to 30MHz are specified in Section 15.207 of the Title 47 CFR.
- L1 = Phase; N = Neutral
- Corr. (dB) = Cable loss (dB) + LISN insertion factor (dB)
- QP/AV Level (dBµV) = QP/AV Analyzer/Receiver Level (dBµV) + Corr. (dB)
- Margin (dB) = QP/AVLimit (dBµV) - QP/AV Level (dBµV)
- Traces shown in plot are made using a peak detector.
- Deviations to the Specifications: None.

FCC ID: A3LSMG860P		FCC Pt. 15.407 802.11a/n/ac UNII MEASUREMENT REPORT (CERTIFICATION)		Reviewed by: Quality Manager
Test Report S/N: 0Y1405221061.A3L	Test Dates: 5/22 - 6/10/2014	EUT Type: Portable Handset		Page 175 of 179

# Line-Conducted Test Data

## \$15.407



**Plot 6-187. Line Conducted Plot with 802.11a UNII Band 2A (N)**

Frequency MHz	Line	Corr. dB	QuasiPeak dBµV	Limit dBµV	Margin dB	Average dBµV	Limit dBµV	Margin dB
0.546	N	0.1	39.90	56.00	16.10	31.40	46.00	14.60
1.246	N	0.1	33.00	56.00	23.00	23.20	46.00	22.80
1.480	N	0.1	34.80	56.00	21.20	24.50	46.00	21.50
1.660	N	0.2	34.20	56.00	21.80	22.40	46.00	23.60
1.682	N	0.2	33.20	56.00	22.80	23.20	46.00	22.80
1.871	N	0.2	32.60	56.00	23.40	21.30	46.00	24.80

**Table 6-57. Line Conducted Data with 802.11a UNII Band 2A (N)**

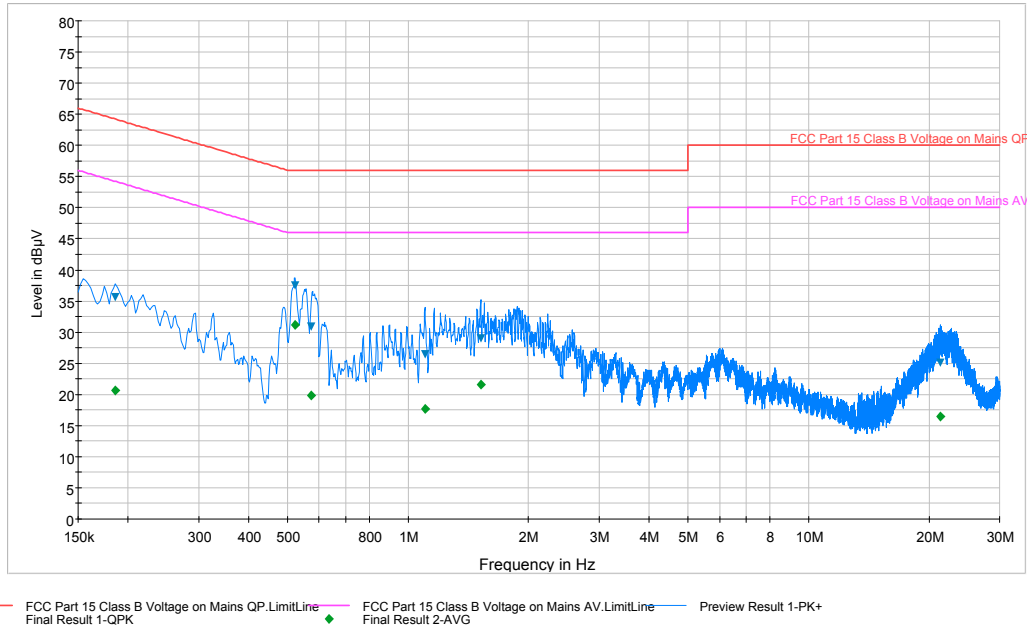
**Notes:**

- All modes of operation, data rates, and test channels were investigated and the worst-case emissions are reported in 802.11a mode using 6Mbps on Channel 52. The emissions found were not affected by the choice of channel used during testing.
- The limit for Class B device(s) from 150kHz to 30MHz are specified in Section 15.207 of the Title 47 CFR.
- L1 = Phase; N = Neutral
- Corr. (dB) = Cable loss (dB) + LISN insertion factor (dB)
- QP/AV Level (dBµV) = QP/AV Analyzer/Receiver Level (dBµV) + Corr. (dB)
- Margin (dB) = QP/AVLimit (dBµV) - QP/AV Level (dBµV)
- Traces shown in plot are made using a peak detector.
- Deviations to the Specifications: None.

FCC ID: A3LSMG860P		FCC Pt. 15.407 802.11a/n/ac UNII MEASUREMENT REPORT (CERTIFICATION)		Reviewed by: Quality Manager
Test Report S/N: 0Y1405221061.A3L	Test Dates: 5/22 - 6/10/2014	EUT Type: Portable Handset		Page 176 of 179

# Line-Conducted Test Data

## \$15.407



**Plot 6-188. Line Conducted Plot with 802.11a UNII Band 2C (L1)**

Frequency MHz	Line	Corr. dB	QuasiPeak dBµV	Limit dBµV	Margin dB	Average dBµV	Limit dBµV	Margin dB
0.186	L1	0.2	35.70	64.20	28.50	20.60	54.20	33.60
0.524	L1	0.1	37.60	56.00	18.40	31.10	46.00	14.90
0.573	L1	0.1	30.90	56.00	25.10	19.80	46.00	26.20
1.102	L1	0.1	26.40	56.00	29.60	17.60	46.00	28.40
1.518	L1	0.1	29.00	56.00	27.00	21.50	46.00	24.50
21.338	L1	0.7	25.10	60.00	34.90	16.50	50.00	33.50

**Table 6-58. Line Conducted Plot with 802.11a UNII Band 2C (L1)**

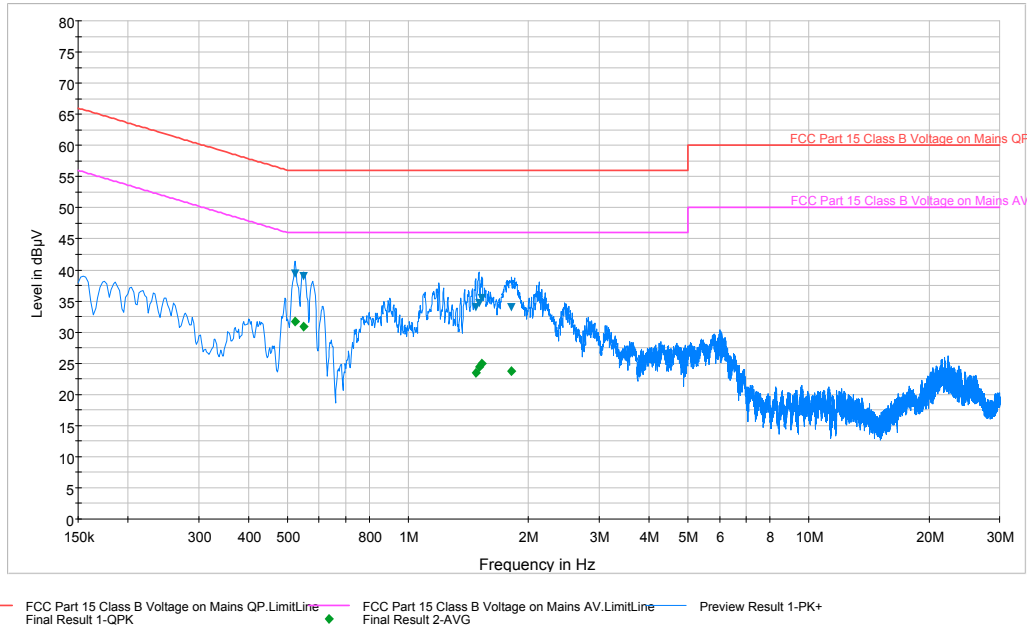
**Notes:**

- All modes of operation, data rates, and test channels were investigated and the worst-case emissions are reported in 802.11a mode using 6Mbps on Channel 100. The emissions found were not affected by the choice of channel used during testing.
- The limit for Class B device(s) from 150kHz to 30MHz are specified in Section 15.207 of the Title 47 CFR.
- L1 = Phase; N = Neutral
- Corr. (dB) = Cable loss (dB) + LISN insertion factor (dB)
- QP/AV Level (dBµV) = QP/AV Analyzer/Receiver Level (dBµV) + Corr. (dB)
- Margin (dB) = QP/AVLimit (dBµV) - QP/AV Level (dBµV)
- Traces shown in plot are made using a peak detector.
- Deviations to the Specifications: None.

FCC ID: A3LSMG860P		FCC Pt. 15.407 802.11a/n/ac UNII MEASUREMENT REPORT (CERTIFICATION)		Reviewed by: Quality Manager
Test Report S/N: 0Y1405221061.A3L	Test Dates: 5/22 - 6/10/2014	EUT Type: Portable Handset		Page 177 of 179

# Line-Conducted Test Data

## \$15.407



**Plot 6-189. Line Conducted Plot with 802.11a UNII Band 2C (N)**

Frequency MHz	Line	Corr. dB	QuasiPeak dBµV	Limit dBµV	Margin dB	Average dBµV	Limit dBµV	Margin dB
0.524	N	0.1	39.40	56.00	16.60	31.70	46.00	14.30
0.548	N	0.1	39.00	56.00	17.00	30.90	46.00	15.10
1.475	N	0.1	34.00	56.00	22.00	23.50	46.00	22.50
1.505	N	0.2	34.70	56.00	21.30	24.40	46.00	21.60
1.527	N	0.2	35.50	56.00	20.50	24.90	46.00	21.10
1.815	N	0.2	34.00	56.00	22.00	23.70	46.00	22.30

**Table 6-59. Line Conducted Data with 802.11a UNII Band 2C (N)**


**Notes:**

- All modes of operation, data rates, and test channels were investigated and the worst-case emissions are reported in 802.11a mode using 6Mbps on Channel 100. The emissions found were not affected by the choice of channel used during testing.
- The limit for Class B device(s) from 150kHz to 30MHz are specified in Section 15.207 of the Title 47 CFR.
- L1 = Phase; N = Neutral
- Corr. (dB) = Cable loss (dB) + LISN insertion factor (dB)
- QP/AV Level (dBµV) = QP/AV Analyzer/Receiver Level (dBµV) + Corr. (dB)
- Margin (dB) = QP/AVLimit (dBµV) - QP/AV Level (dBµV)
- Traces shown in plot are made using a peak detector.
- Deviations to the Specifications: None.

FCC ID: A3LSMG860P		FCC Pt. 15.407 802.11a/n/ac UNII MEASUREMENT REPORT (CERTIFICATION)		Reviewed by: Quality Manager
Test Report S/N: 0Y1405221061.A3L	Test Dates: 5/22 - 6/10/2014	EUT Type: Portable Handset		Page 178 of 179

## 7.0 CONCLUSION

The data collected relate only the item(s) tested and show that the **Samsung Portable Handset FCC ID: A3LSMG860P** is in compliance with Part 15E of the FCC Rules.

<b>FCC ID:</b> A3LSMG860P	 <b>PCTEST</b> ENGINEERING LABORATORY, INC.	<b>FCC Pt. 15.407 802.11a/n/ac UNII MEASUREMENT REPORT (CERTIFICATION)</b>		<b>Reviewed by:</b> Quality Manager
<b>Test Report S/N:</b> 0Y1405221061.A3L	<b>Test Dates:</b> 5/22 - 6/10/2014	<b>EUT Type:</b> Portable Handset	Page 179 of 179	