

**MEASUREMENT REPORT**  
**FCC Part 15.407 UNII 802.11a/n/ac**

**Applicant Name:**  
Samsung Electronics, Co. Ltd.  
129, Samsung-ro, Maetan dong,  
Yeongtong-gu, Suwon-si  
Gyeonggi-do 443-742, Korea

**Date of Testing:**  
5/22 - 6/10/2014  
**Test Site/Location:**  
PCTEST Lab, Columbia, MD, USA  
**Test Report Serial No.:**  
0Y1405221061.A3L


<b>FCC ID:</b>	<b>A3LSMG860P</b>
<b>APPLICANT:</b>	<b>Samsung Electronics, Co. Ltd.</b>

**Application Type:** Certification  
**Model(s):** SM-G860P  
**EUT Type:** Portable Handset  
**FCC Classification:** Unlicensed National Information Infrastructure (UNII)  
**FCC Rule Part(s):** Part 15.407  
**Test Procedure(s):** KDB 789033 v01r04, KDB 644545 v01r02, KDB 662911 D01 v02r01



Mode	UNII Band	Channel Bandwidth (MHz)	Tx Frequency (MHz)	ANT1		ANT2		MIMO	
				Conducted Power		Conducted Power		Conducted Power	
				Max. Power (mW)	Max. Power (dBm)	Max. Power (mW)	Max. Power (dBm)	Max. Power (mW)	Max. Power (dBm)
802.11a	1	20	5180 - 5240	17.219	12.36	17.742	12.49	-	-
	2A	20	5260 - 5320	17.378	12.40	16.672	12.22	-	-
	2C	20	5500 - 5700	16.032	12.05	16.106	12.07	-	-
802.11n	1	20	5180 - 5240	16.749	12.24	17.701	12.48	17.620	12.46
	2A	20	5260 - 5320	17.742	12.49	16.596	12.20	17.742	12.49
	2C	20	5500 - 5700	14.962	11.75	15.959	12.03	16.292	12.12
802.11n	1	40	5190 - 5230	16.069	12.06	16.634	12.21	17.742	12.49
	2A	40	5270 - 5310	17.179	12.35	16.672	12.22	17.742	12.49
	2C	40	5510 - 5670	15.812	11.99	16.032	12.05	17.219	12.36
802.11ac	1	80	5210	13.002	11.14	14.093	11.49	12.078	10.82
	2A	80	5290	13.932	11.44	12.589	11.00	12.390	10.93
	2C	80	5530	13.772	11.39	12.503	10.97	12.303	10.90

This equipment has been shown to be capable of compliance with the applicable technical standards as indicated in the measurement report and was tested in accordance with the measurement procedures specified in KDB 789033 v01r04 and KDB 644545 v01r02. Test results reported herein relate only to the item(s) tested.

I attest to the accuracy of data. All measurements reported herein were performed by me or were made under my supervision and are correct to the best of my knowledge and belief. I assume full responsibility for the completeness of these measurements and vouch for the qualifications of all persons taking them.



  
Randy Ortanez  
President



<b>FCC ID:</b> A3LSMG860P		<b>FCC Pt. 15.407 802.11a/n/ac UNII MEASUREMENT REPORT (CERTIFICATION)</b>		<b>Reviewed by:</b> Quality Manager
<b>Test Report S/N:</b> 0Y1405221061.A3L	<b>Test Dates:</b> 5/22 - 6/10/2014	<b>EUT Type:</b> Portable Handset	Page 1 of 179	

# TABLE OF CONTENTS

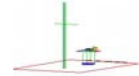
FCC PART 15.407 MEASUREMENT REPORT .....		3
1.0 INTRODUCTION .....		4
1.1 SCOPE .....		4
1.2 PCTEST TEST LOCATION .....		4
2.0 PRODUCT INFORMATION .....		5
2.1 EQUIPMENT DESCRIPTION .....		5
2.2 DEVICE CAPABILITIES .....		5
2.3 TEST CONFIGURATION .....		6
2.4 EMI SUPPRESSION DEVICE(S)/MODIFICATIONS .....		6
2.5 LABELING REQUIREMENTS .....		6
3.0 DESCRIPTION OF TEST .....		7
3.1 EVALUATION PROCEDURE .....		7
3.2 AC LINE CONDUCTED EMISSIONS .....		7
3.3 RADIATED EMISSIONS .....		8
4.0 ANTENNA REQUIREMENTS .....		9
5.0 TEST EQUIPMENT CALIBRATION DATA .....		10
6.0 TEST RESULTS .....		11
6.1 SUMMARY .....		11
6.2 26DB BANDWIDTH MEASUREMENT – 802.11A/N/AC .....		12
6.3 UNII OUTPUT POWER MEASUREMENT – 802.11A/N/AC .....		45
6.4 PEAK POWER SPECTRAL DENSITY – 802.11A/N/AC .....		52
6.5 PEAK EXCURSION RATIO – 802.11A/N/AC .....		84
6.6 FREQUENCY STABILITY .....		91
6.7 RADIATED SPURIOUS EMISSION MEASUREMENTS .....		94
6.8 ANTENNA-1 RADIATED BAND EDGE MEASUREMENTS (20MHZ BW) .....		112
6.9 ANTENNA-1 RADIATED BAND EDGE MEASUREMENTS (40MHZ BW) .....		119
6.10 ANTENNA-1 RADIATED BAND EDGE MEASUREMENTS (80MHZ BW) .....		126
6.11 ANTENNA-2 RADIATED BAND EDGE MEASUREMENTS (20MHZ BW) .....		132
6.12 ANTENNA-2 RADIATED BAND EDGE MEASUREMENTS (40MHZ BW) .....		139
6.13 ANTENNA-2 RADIATED BAND EDGE MEASUREMENTS (80MHZ BW) .....		146
6.14 MIMO RADIATED BAND EDGE MEASUREMENTS (20MHZ BW) .....		152
6.15 MIMO RADIATED BAND EDGE MEASUREMENTS (40MHZ BW) .....		159
6.16 MIMO RADIATED BAND EDGE MEASUREMENTS (80MHZ BW) .....		166
6.17 WCC RADIATED BAND EDGE MEASUREMENTS .....		172
6.18 LINE-CONDUCTED TEST DATA .....		173
7.0 CONCLUSION .....		179

<b>FCC ID:</b> A3LSMG860P		<b>FCC Pt. 15.407 802.11a/n/ac UNII MEASUREMENT REPORT (CERTIFICATION)</b>		<b>Reviewed by:</b> Quality Manager
<b>Test Report S/N:</b> 0Y1405221061.A3L	<b>Test Dates:</b> 5/22 - 6/10/2014	<b>EUT Type:</b> Portable Handset		Page 2 of 179



# MEASUREMENT REPORT

## FCC Part 15.407



### § 2.1033 General Information

**APPLICANT:** Samsung Electronics, Co. Ltd.

**APPLICANT ADDRESS:** 129, Samsung-ro, Maetan dong,  
Yeongtong-gu, Suwon-si, Gyeonggi-do 443-742, Korea

**TEST SITE:** PCTEST ENGINEERING LABORATORY, INC.

**TEST SITE ADDRESS:** 7185 Oakland Mills Road, Columbia, MD 21046 USA

**FCC RULE PART(S):** Part 15.407

**BASE MODEL:** SM-G860P

**FCC ID:** A3LSMG860P

**FCC CLASSIFICATION:** Unlicensed National Information Infrastructure (UNII)

**Test Device Serial No.:** SP1D7290341K,  Production  Pre-Production  Engineering  
SP1D7290366H,  
02JUN-1



**DATE(S) OF TEST:** 5/22 - 6/10/2014



**TEST REPORT S/N:** 0Y1405221061.A3L

### Test Facility / Accreditations

Measurements were performed at PCTEST Engineering Lab located in Columbia, MD 21046, U.S.A.

- PCTEST facility is an FCC registered (PCTEST Reg. No. 159966) test facility with the site description report on file and has met all the requirements specified in Section 2.948 of the FCC Rules and Industry Canada (2451B-1).
- PCTEST Lab is accredited to ISO 17025 by U.S. National Institute of Standards and Technology (NIST) under the National Voluntary Laboratory Accreditation Program (NVLAP Lab code: 100431-0) in EMC, FCC and Telecommunications.
- PCTEST Lab is accredited to ISO 17025-2005 by the American Association for Laboratory Accreditation (A2LA) in Specific Absorption Rate (SAR) testing, Hearing Aid Compatibility (HAC) testing, CTIA Test Plans, and wireless testing for FCC and Industry Canada Rules.
- PCTEST Lab is a recognized U.S. Conformity Assessment Body (CAB) in EMC and R&TTE (n.b. 0982) under the U.S.-EU Mutual Recognition Agreement (MRA).
- PCTEST TCB is a Telecommunication Certification Body (TCB) accredited to ISO/IEC Guide 65 by the American National Standards Institute (ANSI) in all scopes of FCC Rules and Industry Canada Standards (RSS).
- PCTEST facility is an IC registered (2451B-1) test laboratory with the site description on file at Industry Canada.
- PCTEST is a CTIA Authorized Test Laboratory (CATL) for AMPS, CDMA, and EvDO wireless devices and for Over-the-Air (OTA) Antenna Performance testing for AMPS, CDMA, GSM, GPRS, EGPRS, UMTS (W-CDMA), CDMA 1xEVDO, and CDMA 1xRTT.



<b>FCC ID:</b> A3LSMG860P		FCC Pt. 15.407 802.11a/n/ac UNII MEASUREMENT REPORT (CERTIFICATION)		<b>Reviewed by:</b> Quality Manager
<b>Test Report S/N:</b> 0Y1405221061.A3L	<b>Test Dates:</b> 5/22 - 6/10/2014	<b>EUT Type:</b> Portable Handset		Page 3 of 179

# 1.0 INTRODUCTION

## 1.1 Scope

Measurement and determination of electromagnetic emissions (EMC) of radio frequency devices including intentional and/or unintentional radiators for compliance with the technical rules and regulations of the Federal Communications Commission and the Industry Canada Certification and Engineering Bureau.



## 1.2 PCTEST Test Location

The map below shows the location of the PCTEST LABORATORY, its proximity to the FCC Laboratory, the Columbia vicinity, the Baltimore-Washington Intern'tl (BWI) airport, the city of Baltimore and the Washington, DC area. (See Figure 1-1).

These measurement tests were conducted at the PCTEST Engineering Laboratory, Inc. facility located at 7185 Oakland Mills Road, Columbia, MD 21046. The site coordinates are 39° 10'23" N latitude and 76° 49'50" W longitude. The facility is 0.4 miles North of the FCC laboratory, and the ambient signal and ambient signal strength are approximately equal to those of the FCC laboratory. The detailed description of the measurement facility was found to be in compliance with the requirements of § 2.948 according to ANSI C63.4-2009 on February 15, 2012.



**Figure 1-1. Map of the Greater Baltimore and Metropolitan Washington, D.C. area**

FCC ID: A3LSMG860P		FCC Pt. 15.407 802.11a/n/ac UNII MEASUREMENT REPORT (CERTIFICATION)		Reviewed by: Quality Manager
Test Report S/N: 0Y1405221061.A3L	Test Dates: 5/22 - 6/10/2014	EUT Type: Portable Handset	Page 4 of 179	

## 2.0 PRODUCT INFORMATION

### 2.1 Equipment Description

The Equipment Under Test (EUT) is the **Samsung Portable Handset FCC ID: A3LSMG860P**. The test data contained in this report pertains only to the emissions due to the EUT's UNII transmitter.

### 2.2 Device Capabilities

This device contains the following capabilities:

850/1900 CDMA (BC0, BC1, BC10), 850/1900 GPRS/EDGE, 850/1900 WCDMA/HSPA, Multi-Band LTE, 802.11a/b/g/n/ac WLAN, 802.11a/n/ac UNII, Bluetooth (1x, EDR, LE), NFC, ANT+

**Note:** 5GHz WLAN (DTS/NII) operation is possible in 20MHz, and 40MHz, and 80MHz channel bandwidths. The maximum achievable duty cycles for all modes were determined based on measurements performed on a spectrum analyzer in zero-span mode with RBW = 8MHz, VBW = 50MHz, and detector = peak per the guidance of Section B)2)b) of KDB 789033 v01r04. The RBW and VBW were both greater than 50/T, where T is the minimum transmission duration, and the number of sweep points across T was greater than 100. The duty cycles are as follows:

- 802.11a/n 20MHz Bandwidth – 99.0 %
- 802.11n 40MHz Bandwidth – 98.6 %
- 802.11ac 80MHz Bandwidth – 99.2 %

The device employs MIMO technology. Below are the possible configurations.



WiFi Configurations		SISO		SDM	
		ANT1	ANT2	ANT1	ANT2
2.4GHz	11b	✓	✓	-	-
	11g	✓	✓	-	-
	11n	✓	✓	✓	✓
5GHz	11a	✓	✓	-	-
	11n (20MHz)	✓	✓	✓	✓
	11n (40MHz)	✓	✓	✓	✓
	11ac (80MHz)	✓	✓	✓	✓

**Table 2-1. Frequency / Channel Operations**

✓ = Support ; ✗ = NOT Support

**SISO** = Single Input Single Output

**SDM** = Spatial Diversity Multiplexing – MIMO function

FCC ID: A3LSMG860P		FCC Pt. 15.407 802.11a/n/ac UNII MEASUREMENT REPORT (CERTIFICATION)		Reviewed by: Quality Manager
Test Report S/N: 0Y1405221061.A3L	Test Dates: 5/22 - 6/10/2014	EUT Type: Portable Handset	Page 5 of 179	

## 2.3 Test Configuration

The Samsung Portable Handset FCC ID: A3LSMG860P was tested per the guidance of KDB 789033 v01r04. ANSI C63.10-2009 was used to reference the appropriate EUT setup for radiated spurious emissions testing and AC line conducted testing. See Sections 3.2, 3.3, and 6.1 of this test report for a description of the AC line conducted emissions, radiated emissions, and antenna port conducted emissions test setups, respectively.



## 2.4 EMI Suppression Device(s)/Modifications

No EMI suppression device(s) were added and/or no modifications were made during testing.

## 2.5 Labeling Requirements

Per 2.1074 & 15.19; Docket 95-19

The label shall be permanently affixed at a conspicuous location on the device; instruction manual or pamphlet supplied to the user and be readily visible to the purchaser at the time of purchase. However, when the device is so small wherein placement of the label with specified statement is not practical, only the trade name and FCC ID must be displayed on the device per Section 15.19(a)(5). Please see attachment for FCC ID label and label location.

FCC ID: A3LSMG860P		FCC Pt. 15.407 802.11a/n/ac UNII MEASUREMENT REPORT (CERTIFICATION)		Reviewed by: Quality Manager
Test Report S/N: 0Y1405221061.A3L	Test Dates: 5/22 - 6/10/2014	EUT Type: Portable Handset	Page 6 of 179	

## 3.0 DESCRIPTION OF TEST

### 3.1 Evaluation Procedure

The measurement procedures described in the American National Standard for Testing Unlicensed Wireless Devices (ANSI C63.10-2009) and the guidance provided in KDB 789033 v01r04 were used in the measurement of **Samsung Portable Handset FCC ID: A3LSMG860P**.

Deviation from measurement procedure.....None



### 3.2 AC Line Conducted Emissions

The line-conducted facility is located inside a 10'x16'x9' shielded enclosure. The shielded enclosure is manufactured by ETS Lindgren RF Enclosures. The shielding effectiveness of the shielded room is in accordance with MIL-Std-285 or NSA 65-5. A 1m x 1.5m wooden table 80cm high is placed 40cm away from the vertical wall and 80cm away from the sidewall of the shielded room. Two 10kHz-30MHz, 50Ω/50μH Line-Impedance Stabilization Networks (LISNs) are bonded to the shielded room floor. Power to the LISNs is filtered by external high-current high-insertion loss power line filters. The external power line filter is an ETS Lindgren Model LPRX-4X30 (100dB Attenuation, 14kHz-18GHz) and the two EMI/RFI filters are ETS Lindgren Model LRW-2030-S1 (100dB Minimum Insertion Loss, 14kHz – 10GHz). These filters attenuate ambient signal noise from entering the measurement lines. These filters are also bonded to the shielded enclosure.

The EUT is powered from one LISN and the support equipment is powered from the second LISN. If the EUT is a DC-powered device, power will be derived from the source power supply it normally will be powered from and this supply line(s) will be connected to the second LISN. All interconnecting cables more than 1 meter were shortened to a 1 meter length by non-inductive bundling (serpentine fashion) and draped over the back edge of the test table. All cables were at least 40cm above the horizontal reference groundplane. Power cables for support equipment were routed down to the second LISN while ensuring that that cables were not draped over the second LISN.

Sufficient time for the EUT, support equipment, and test equipment was allowed in order for them to warm up to their normal operating condition. The RF output of the LISN was connected to the spectrum analyzer and exploratory measurements were made to determine the frequencies producing the maximum emission from the EUT. The spectrum was scanned from 150kHz to 30MHz with a spectrum analyzer. The detector function was set to peak mode for exploratory measurements while the bandwidth of the analyzer was set to 10kHz. The EUT, support equipment, and interconnecting cables were arranged and manipulated to maximize each emission. Each emission was also maximized by varying: power lines, the mode of operation or resolution, clock or data exchange speed, scrolling H pattern to the EUT and/or support equipment whichever determined the worst-case emission. Once the worst case emissions have been identified, the one EUT cable configuration/arrangement and mode of operation that produced these emissions is used for final measurements on the same test site. The analyzer is set to CISPR quasi-peak and average detectors with a 9kHz resolution bandwidth for final measurements.

Line conducted emissions test results are shown in Section 6.18. Automated test software was used to perform the AC line conducted emissions testing. Automated measurement software utilized is Rohde & Schwarz EMC32, Version 8.51.0.



FCC ID: A3LSMG860P		FCC Pt. 15.407 802.11a/n/ac UNII MEASUREMENT REPORT (CERTIFICATION)		Reviewed by: Quality Manager
Test Report S/N: 0Y1405221061.A3L	Test Dates: 5/22 - 6/10/2014	EUT Type: Portable Handset	Page 7 of 179	

### 3.3 Radiated Emissions

The radiated test facilities consisted of an indoor 3 meter semi-anechoic chamber used for final measurements and exploratory measurements, when necessary. The measurement area is contained within the semi-anechoic chamber which is shielded from any ambient interference. The test site inside the chamber is a 6m x 5.2m elliptical, obstruction-free area in accordance with Clause 5, Figure 5.7 of ANSI C63.4-2009. For measurements above 1GHz absorbers are arranged on the floor between the turn table and the antenna mast in such a way so as to maximize the reduction of reflections. For measurements below 1GHz, the absorbers are removed. An ETS Lindgren Model 2188 raised turntable is used for radiated measurement. It is a continuously rotatable, remote-controlled, metallic turntable and 2 meters (6.56 ft.) in diameter. The turn table is flush with the raised floor of the chamber in order to maintain its function as a ground plane. A 78cm high PVC support structure is placed on top of the turntable. A ¾" (~1.9cm) sheet of high density polyethylene is used as the table top and is placed on top of the PVC supports to bring the total height of the table to 80cm.

For all measurements, the spectrum was scanned through all EUT azimuths and from 1 to 4 meter receive antenna height using a broadband antenna from 30MHz up to the upper frequency shown in 15.33(b)(1) depending on the highest frequency generated or used in the device or on which the device operates or tunes. For frequencies above 1GHz, linearly polarized double ridge horn antennas were used. For frequencies below 30MHz, a calibrated loop antenna was used. When exploratory measurements were necessary, they were performed at 1 meter test distance inside the semi-anechoic chamber using broadband antennas, broadband amplifiers, and spectrum analyzers to determine the frequencies and modes producing the maximum emissions. Sufficient time for the EUT, support equipment, and test equipment was allowed in order for them to warm up to their normal operating condition. The test set-up was placed on top of the 0.8 meter high, 1 x 1.5 meter table. The EUT, support equipment, and interconnecting cables were arranged and manipulated to maximize each emission. Appropriate precaution was taken to ensure that all emissions from the EUT were maximized and investigated. The system configuration, clock speed, mode of operation or video resolution, if applicable, turntable azimuth, and receive antenna height was noted for each frequency found.

Final measurements were made in the semi-anechoic chamber using calibrated, linearly polarized broadband and horn antennas. The test setup was configured to the setup that produced the worst case emissions. The spectrum analyzer was set to investigate all frequencies required for testing to compare the highest radiated disturbances with respect to the specified limits. The turntable containing the EUT was rotated through 360 degrees and the height of the receive antenna was varied 1 to 4 meters and stopped at the azimuth and height producing the maximum emission. Each emission was maximized by changing the orientation of the EUT through three orthogonal planes and changing the polarity of the receive antenna, whichever produced the worst-case emissions. For the EUT positioning, "H" is defined with the EUT lying flat on the test surface, "H2" is defined with the EUT standing up on its side, and "V" is defined with the EUT standing upright.

FCC ID: A3LSMG860P		FCC Pt. 15.407 802.11a/n/ac UNII MEASUREMENT REPORT (CERTIFICATION)		Reviewed by: Quality Manager
Test Report S/N: 0Y1405221061.A3L	Test Dates: 5/22 - 6/10/2014	EUT Type: Portable Handset	Page 8 of 179	

## 4.0 ANTENNA REQUIREMENTS

**Excerpt from §15.203 of the FCC Rules/Regulations:**

“An intentional radiator antenna shall be designed to ensure that no antenna other than that furnished by the responsible party can be used with the device. The use of a permanently attached antenna or of an antenna that uses a unique coupling to the intentional radiator shall be considered sufficient to comply with the provisions of this section.”

- The antennas of the Portable Handset are **permanently attached**.
- There are no provisions for connection to an external antenna.

**Conclusion:**

The **Samsung Portable Handset FCC ID: A3LSMG860P** unit complies with the requirement of §15.203.

Ch.	Frequency (MHz)	Ch.	Frequency (MHz)	Ch.	Frequency (MHz)
36	5180	52	5260	100	5500
:	:	:	:	:	:
42	5210	56	5280	116	5580
:	:	:	:	:	:
48	5240	64	5320	140	5700



**Table 4-1. 802.11a / 802.11n (20MHz) Frequency / Channel Operations**

Band 1		Band 2A		Band 2C	
Ch.	Frequency (MHz)	Ch.	Frequency (MHz)	Ch.	Frequency (MHz)
38	5190	54	5270	102	5510
:	:	:	:	:	:
46	5230	62	5310	110	5550
				:	:
				134	5670

**Table 4-2. 802.11n (40MHz BW) Frequency / Channel Operations**

Band 1		Band 2A		Band 2C	
Ch.	Frequency (MHz)	Ch.	Frequency (MHz)	Ch.	Frequency (MHz)
42	5210	58	5290	106	5530

**Table 4-3. 802.11ac (80MHz BW) Frequency / Channel Operations**

<b>FCC ID:</b> A3LSMG860P		FCC Pt. 15.407 802.11a/n/ac UNII MEASUREMENT REPORT (CERTIFICATION)		<b>Reviewed by:</b> Quality Manager
<b>Test Report S/N:</b> 0Y1405221061.A3L	<b>Test Dates:</b> 5/22 - 6/10/2014	<b>EUT Type:</b> Portable Handset		Page 9 of 179

## 5.0 TEST EQUIPMENT CALIBRATION DATA



Test Equipment Calibration is traceable to the National Institute of Standards and Technology (NIST).

Manufacturer	Model	Description	Cal Date	Cal Interval	Cal Due	Serial Number
-	WL25-1	Conducted Cable Set (25GHz)	1/29/2014	Annual	1/29/2015	N/A
-	RE1	Radiated Emissions Cable Set (UHF/EHF)	3/25/2014	Annual	3/25/2015	N/A
Agilent	8447D	Broadband Amplifier	5/31/2013	Annual	5/31/2014	2443A01900
Agilent	E4448A	PSA (3Hz-50GHz) Spectrum Analyzer	4/16/2014	Annual	4/16/2015	US42510244
Agilent	N9020A	MXA Signal Analyzer	10/29/2013	Annual	10/29/2014	US46470561
Agilent	N9038A	MXE EMI Receiver	1/3/2014	Annual	1/3/2015	MY51210133
Emco	6502	Active Loop Antenna (10k - 30 MHz)	5/31/2012	Biennial	5/31/2014	267
Espec	ESX-2CA	Environmental Chamber	4/16/2014	Annual	4/16/2015	17620
ETS Lindgren	3117	1-18 GHz DRG Horn (Medium)	4/8/2014	Biennial	4/8/2016	125518
ETS Lindgren	3160-09	18-26.5 GHz Standard Gain Horn	5/30/2012	Biennial	5/30/2014	135427
ETS Lindgren	3160-10	26.5-40 GHz Standard Gain Horn	6/6/2012	Biennial	6/6/2014	130993
Huber+Suhner	Sucoflex 102A	40GHz Radiated Cable	1/30/2014	Annual	1/30/2015	251425001
K & L	11SH10-6000/T18000	High Pass Filter	2/7/2014	Annual	2/7/2015	1
Mini-Circuits	VHF-3100+	High Pass Filter	1/29/2014	Annual	1/29/2015	31144
Rohde & Schwarz	TS-PR18	1-18 GHz Pre-Amplifier	5/31/2013	Annual	5/31/2014	100071
Rohde & Schwarz	TS-PR26	18-26.5 GHz Pre-Amplifier	5/31/2013	Annual	5/31/2014	100040
Rohde & Schwarz	ESU26	EMI Test Receiver (26.5GHz)	1/27/2014	Annual	1/27/2015	100342
Rohde & Schwarz	ESU40	EMI Test Receiver (40GHz)	1/24/2014	Annual	1/24/2015	100348
Rohde & Schwarz	TS-PR40	26.5-40 GHz Pre-Amplifier	5/15/2014	Annual	5/15/2015	100037
Solar Electronics	8012-50-R-24-BNC	Line Impedance Stabilization Network	6/20/2013	Biennial	6/20/2015	310233
Sunol	JB5	Bi-Log Antenna (30M - 5GHz)	1/28/2014	Biennial	1/28/2016	A051107

**Table 5-1. Annual Test Equipment Calibration Schedule**

**Note:**

For equipment listed above that has a calibration due date that falls within the test date range, care was taken to ensure that this equipment was utilized prior to the calibration due date.

FCC ID: A3LSMG860P		FCC Pt. 15.407 802.11a/n/ac UNII MEASUREMENT REPORT (CERTIFICATION)		Reviewed by: Quality Manager
Test Report S/N: 0Y1405221061.A3L	Test Dates: 5/22 - 6/10/2014	EUT Type: Portable Handset	Page 10 of 179	

## 6.0 TEST RESULTS

### 6.1 Summary



Company Name: Samsung Electronics, Co. Ltd.  
 FCC ID: A3LSMG860P  
 Method/System: Unlicensed National Information Infrastructure (UNII)  
 Data Rate(s) Tested: 6, 9, 12, 18, 24, 36, 48, 54Mbps (802.11a)  
6.5/7.2, 13/14.4, 19.5/21.7, 26/28.9, 39/43.3, 52/57.8, 58.5/65, 65/72.2 (n – 20MHz)  
13.5/15, 27/30, 40.5/45, 54/60, 81/90, 108/120, 121.5/135, 135/150 (n – 40MHz BW)  
29.3/32.5, 58.5/65, 87.8/97.5, 117/130, 175.5/195, 234/260, 263.3/292.5, 292.5/325,  
351/390, 390/433.3 (ac – 80MHz BW)

FCC Part Section(s)	Test Description	Test Limit	Test Condition	Test Result	Reference
<b>TRANSMITTER MODE (TX)</b>					
N/A	26dB Bandwidth	N/A	CONDUCTED	PASS	Section 6.2
15.407 (a.1)	Maximum Conducted Output Power	< 4 + 10log <sub>10</sub> (BW) dBm (5150-5250MHz) [FCC] < 10 + 10log <sub>10</sub> (BW) dBm (5150-5250MHz) [IC] < 11 + 10log <sub>10</sub> (B) dBm (5250-5350MHz, 5470 – 5725MHz)		PASS	Section 6.3
15.407 (a.1), (5)	Peak Power Spectral Density	< 4 dBm/MHz (5150-5250) [FCC] < 10dBm/MHz (5150-5250) [IC] < 11dBm/MHz (5250-5350) < 11dBm/MHz (5470-5725)		PASS	Section 6.4
15.407(a.6)	Peak Excursion	< 13 dB/MHz maximum difference		PASS	Section 6.5
15.407(g)	Frequency Stability	N/A		PASS	Section 6.6
15.407(h)	Dynamic Frequency Selection	See DFS Test Report		PASS	See DFS Test Report
15.407(b.1), (2),(3)	Undesirable Emissions	< -27 dBm/MHz EIRP (5150-5350MHz, 5470-5725MHz)		RADIATED	PASS
15.205, 15.407(b.1), (5), (6)	General Field Strength Limits (Restricted Bands and Radiated Emission Limits)	Emissions in restricted bands must meet the radiated limits detailed in 15.209 (RSS-210 table 3 limits)	PASS		Section 6.8, 6.9, 6.10, 6.11, 6.12, 6.13, 6.14, 6.15, 6.16
15.407	AC Conducted Emissions 150kHz – 30MHz	< FCC 15.207 limits or < RSS-Gen table 2 limits	LINE CONDUCTED		PASS

**Table 6-1. Summary of Test Results**

**Notes:**

- 1) All channels, modes, and modulations/data rates were investigated among all UNII bands. The test results shown in the following sections represent the worst case emissions.
- 2) The analyzer plots shown in this section were all taken with a correction table loaded into the analyzer. The correction table was used to account for the losses of the cables and attenuators used as part of the system to connect the EUT to the analyzer at all frequencies of interest.
- 3) All antenna port conducted emissions testing was performed on a test bench with the antenna port of the EUT connected to the spectrum analyzer through calibrated cables and attenuators.
- 4) For conducted spurious emissions, automated test software was used to measure emissions and capture the corresponding plots necessary to show compliance. The measurement software utilized is PCTEST “UNII Automation”, Version 2.9.

FCC ID: A3LSMG860P		FCC Pt. 15.407 802.11a/n/ac UNII MEASUREMENT REPORT (CERTIFICATION)		Reviewed by: Quality Manager
Test Report S/N: 0Y1405221061.A3L	Test Dates: 5/22 - 6/10/2014	EUT Type: Portable Handset	Page 11 of 179	

## 6.2 26dB Bandwidth Measurement – 802.11a/n/ac

### Test Overview and Limit

The bandwidth at 26dB down from the highest in-band spectral density is measured with a spectrum analyzer connected to the antenna terminal while the EUT is operating at its maximum duty cycle (>98%), at its maximum power control level, as defined in KDB 789033 v01r04, and at the appropriate frequencies. The spectrum analyzer's bandwidth measurement function is configured to measure the 26dB bandwidth.

*The 26dB bandwidth is used to determine the conducted power limits.*

### Test Procedure Used


KDB 789033 v01r04 – Section C

### Test Settings

1. The signal analyzers' automatic bandwidth measurement capability was used to perform the 26dB bandwidth measurement. The "X" dB bandwidth parameter was set to X = 26. The automatic bandwidth measurement function also has the capability of simultaneously measuring the 99% occupied bandwidth. The bandwidth measurement was not influenced by any intermediate power nulls in the fundamental emission.
2. RBW = approximately 1% of the emission bandwidth
3. VBW  $\geq$  3 x RBW
4. Detector = Peak
5. Trace mode = max hold

### Test Setup



The EUT and measurement equipment were set up as shown in the diagram below.



**Figure 6-1. Test Instrument & Measurement Setup**

### Test Notes



Per KDB 644545 v01r01 and 15.215(c), a 20dB bandwidth measurement can be performed to demonstrate that the entire emission of one channel lies solely within a particular band. 20dB bandwidth plots are included at the end of this section to show that the DFS requirements are not applicable in UNII Band 1 since the Band 1 channel does not cross over into Band 2A. Another 20dB bandwidth plot is also included to show that no emissions are present within the 5600 – 5650MHz TDWR band.

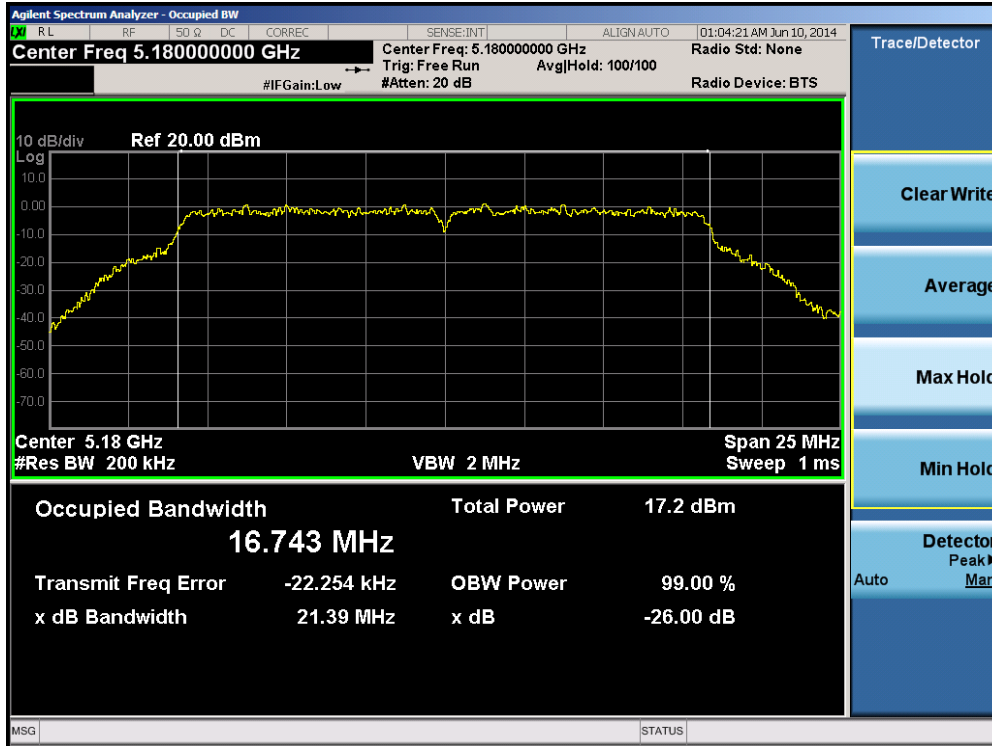
FCC ID: A3LSMG860P		FCC Pt. 15.407 802.11a/n/ac UNII MEASUREMENT REPORT (CERTIFICATION)		Reviewed by: Quality Manager
Test Report S/N: 0Y1405221061.A3L	Test Dates: 5/22 - 6/10/2014	EUT Type: Portable Handset	Page 12 of 179	

## Antenna-1 26dB Bandwidth Measurements

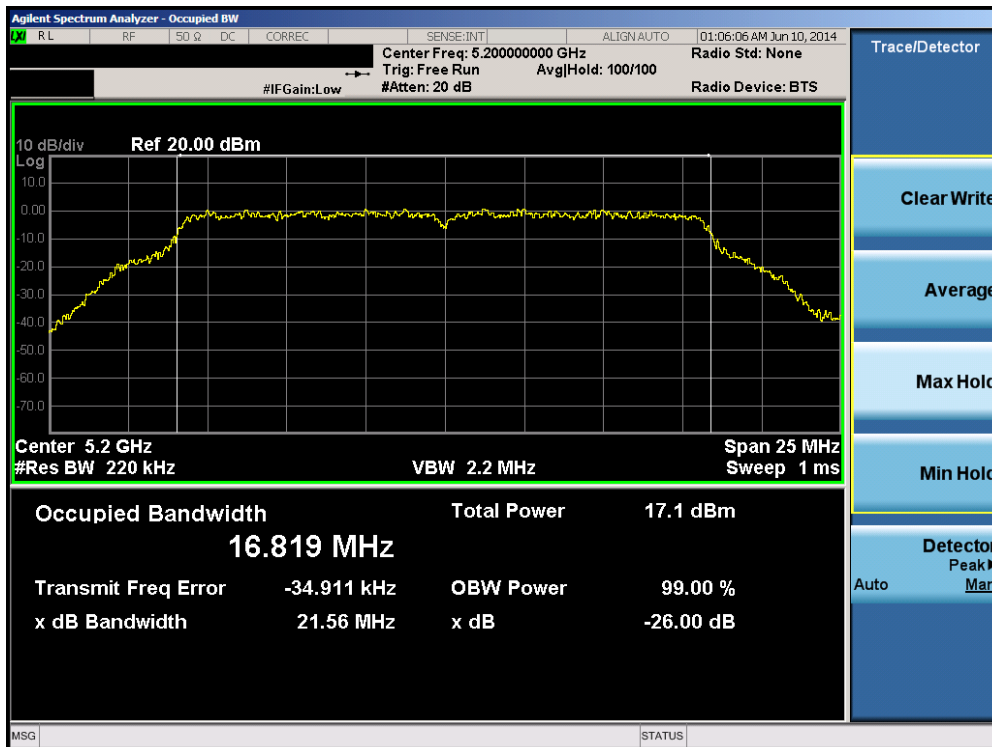
	Frequency [MHz]	Channel No.	802.11 Mode	Data Rate [Mbps]	Measured 26dB Bandwidth [MHz]
Band 1	5180	36	a	6	21.39
	5200	40	a	6	21.56
	5240	48	a	6	18.40
	5180	36	n (20MHz)	6.5/7.2 (MCS0)	21.89
	5200	40	n (20MHz)	6.5/7.2 (MCS0)	21.73
	5240	48	n (20MHz)	6.5/7.2 (MCS0)	18.72
	5190	38	n (40MHz)	13.5/15 (MCS0)	39.71
	5230	46	n (40MHz)	13.5/15 (MCS0)	39.89
	5210	42	ac (80MHz)	29.3/32.5 (MCS0)	82.05
Band 2A	5260	52	a	6	18.30
	5280	56	a	6	21.35
	5320	64	a	6	21.56
	5260	52	n (20MHz)	6.5/7.2 (MCS0)	18.96
	5280	56	n (20MHz)	6.5/7.2 (MCS0)	21.47
	5320	64	n (20MHz)	6.5/7.2 (MCS0)	21.73
	5270	54	n (40MHz)	13.5/15 (MCS0)	40.25
	5310	62	n (40MHz)	13.5/15 (MCS0)	39.78
	5290	58	ac (80MHz)	29.3/32.5 (MCS0)	81.71
Band 2C	5500	100	a	6	21.31
	5580	116	a	6	18.39
	5700	140	a	6	21.26
	5500	100	n (20MHz)	6.5/7.2 (MCS0)	21.63
	5580	116	n (20MHz)	6.5/7.2 (MCS0)	18.71
	5700	140	n (20MHz)	6.5/7.2 (MCS0)	21.72
	5510	102	n (40MHz)	13.5/15 (MCS0)	39.94
	5550	110	n (40MHz)	13.5/15 (MCS0)	39.93
	5670	134	n (40MHz)	13.5/15 (MCS0)	39.86
	5530	106	ac (80MHz)	29.3/32.5 (MCS0)	81.62

**Table 6-2. Conducted Bandwidth Measurements**

FCC ID: A3LSMG860P		FCC Pt. 15.407 802.11a/n/ac UNII MEASUREMENT REPORT (CERTIFICATION)		Reviewed by: Quality Manager
Test Report S/N: 0Y1405221061.A3L	Test Dates: 5/22 - 6/10/2014	EUT Type: Portable Handset	Page 13 of 179	

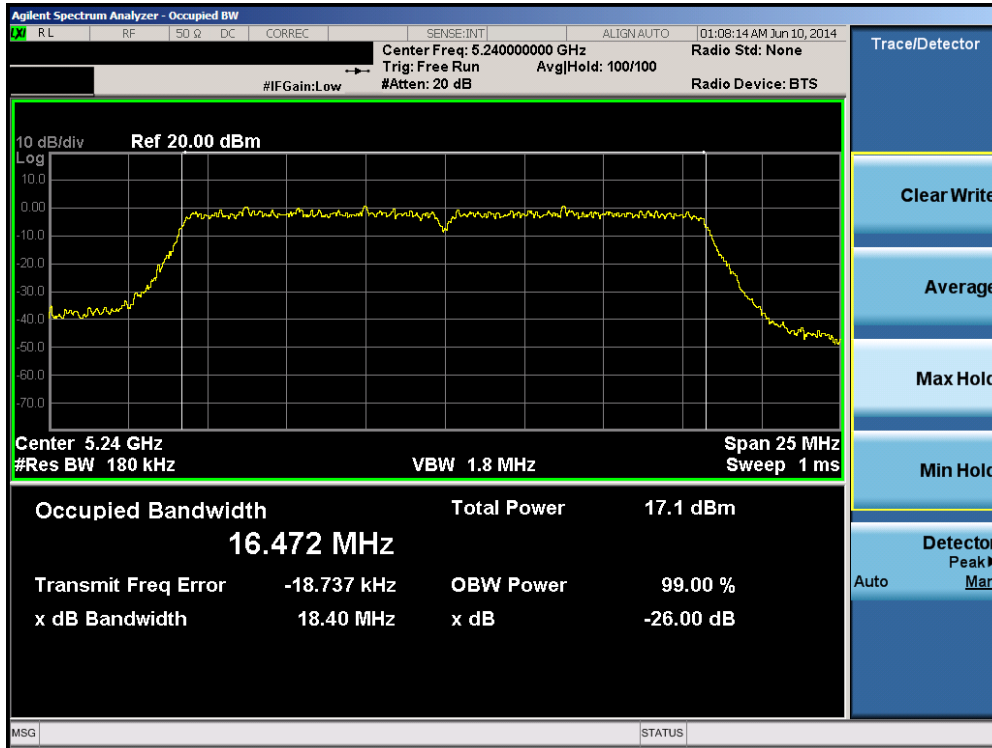


Plot 6-1. 26dB Bandwidth Plot (802.11a (UNII Band 1) – Ch. 36)

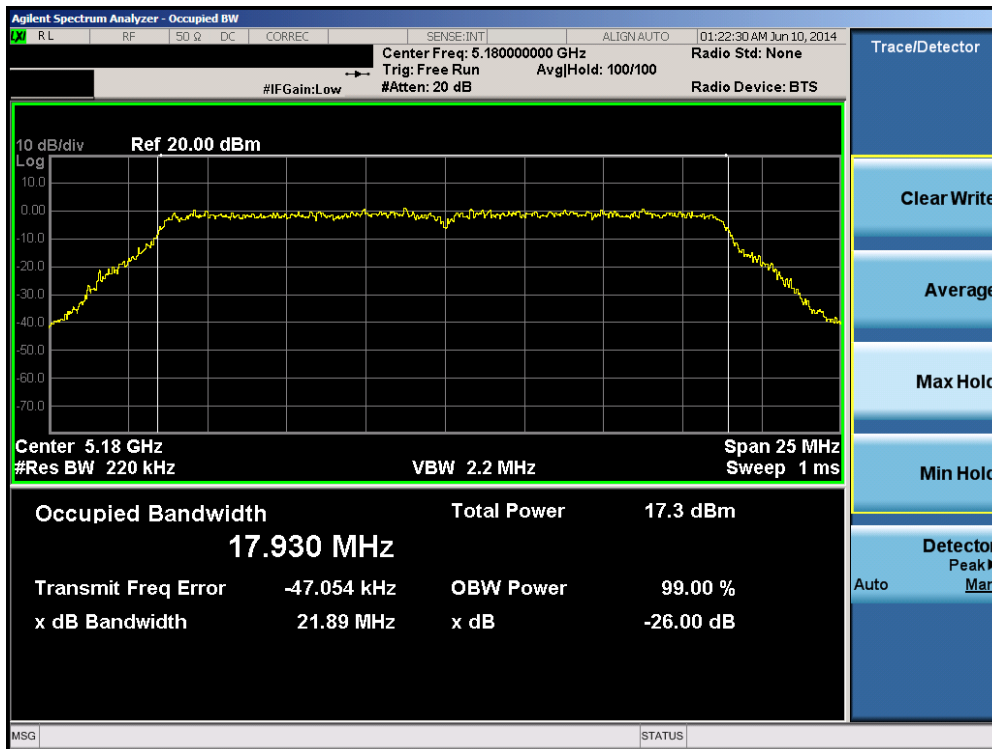


Plot 6-2. 26dB Bandwidth Plot (802.11a (UNII Band 1) – Ch. 40)

FCC ID: A3LSMG860P		FCC Pt. 15.407 802.11a/n/ac UNII MEASUREMENT REPORT (CERTIFICATION)		Reviewed by: Quality Manager
Test Report S/N: 0Y1405221061.A3L	Test Dates: 5/22 - 6/10/2014	EUT Type: Portable Handset		Page 14 of 179

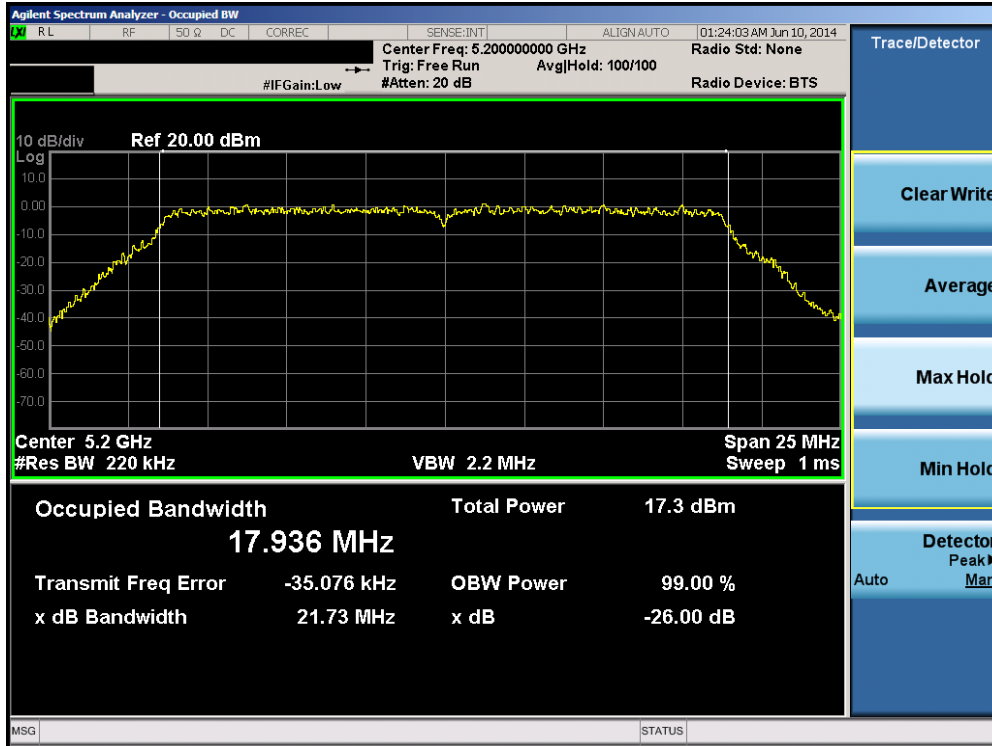


Plot 6-3. 26dB Bandwidth Plot (802.11a (UNII Band 1) – Ch. 48)

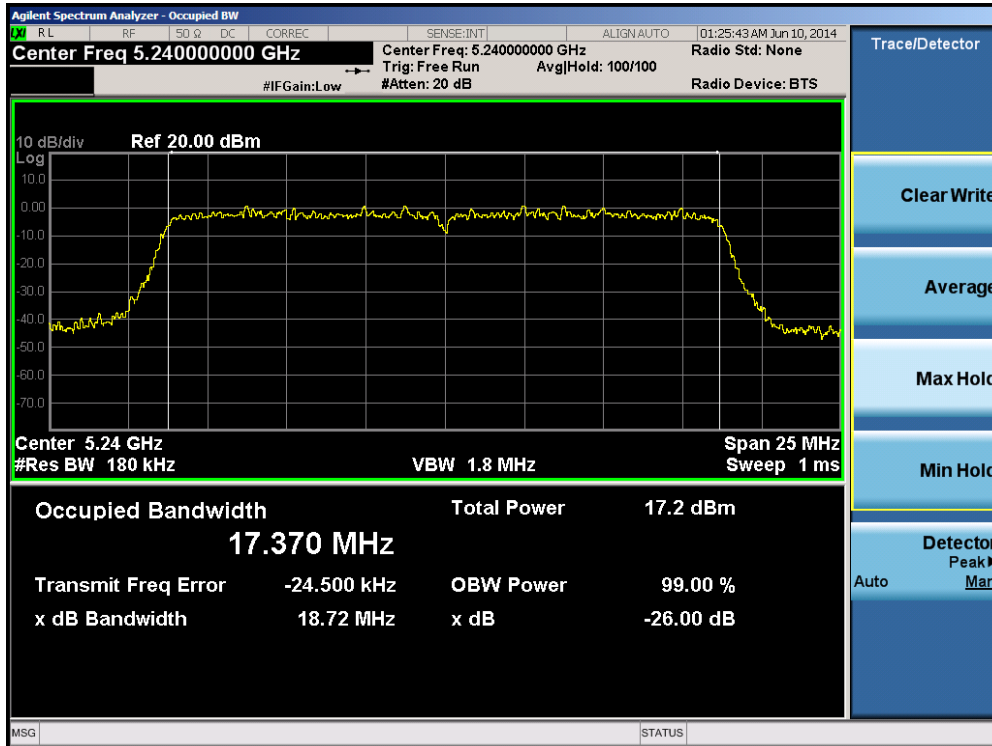


Plot 6-4. 26dB Bandwidth Plot (20MHz BW 802.11n (UNII Band 1) – Ch. 36)

FCC ID: A3LSMG860P		FCC Pt. 15.407 802.11a/n/ac UNII MEASUREMENT REPORT (CERTIFICATION)		Reviewed by: Quality Manager
Test Report S/N: 0Y1405221061.A3L	Test Dates: 5/22 - 6/10/2014	EUT Type: Portable Handset		Page 15 of 179

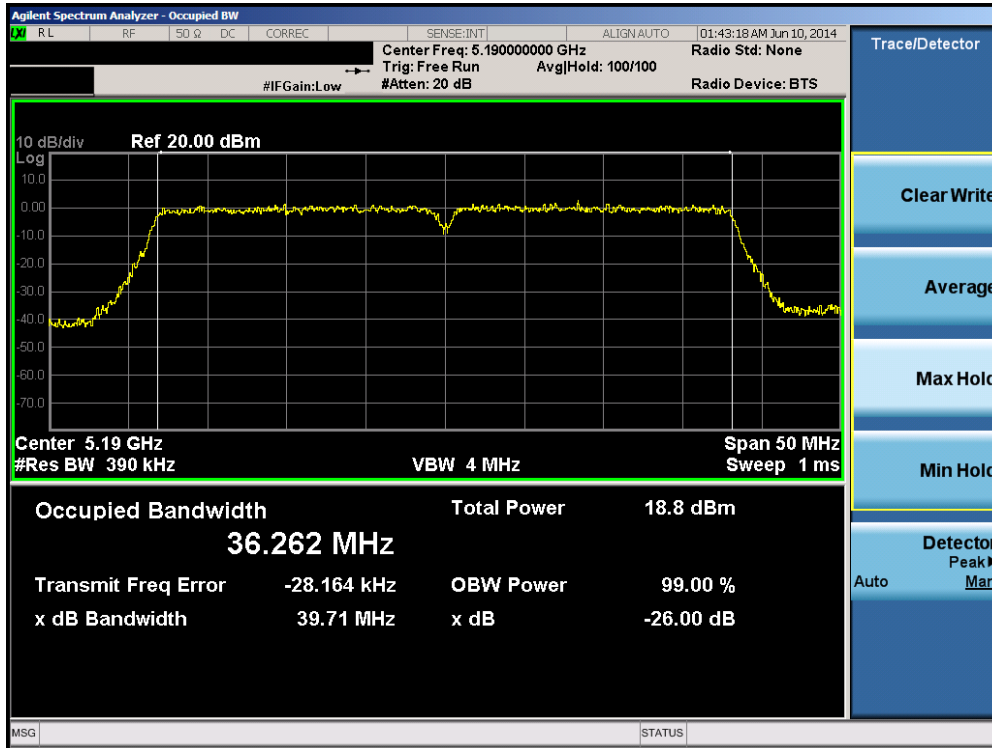


Plot 6-5. 26dB Bandwidth Plot (20MHz BW 802.11n (UNII Band 1) – Ch. 40)

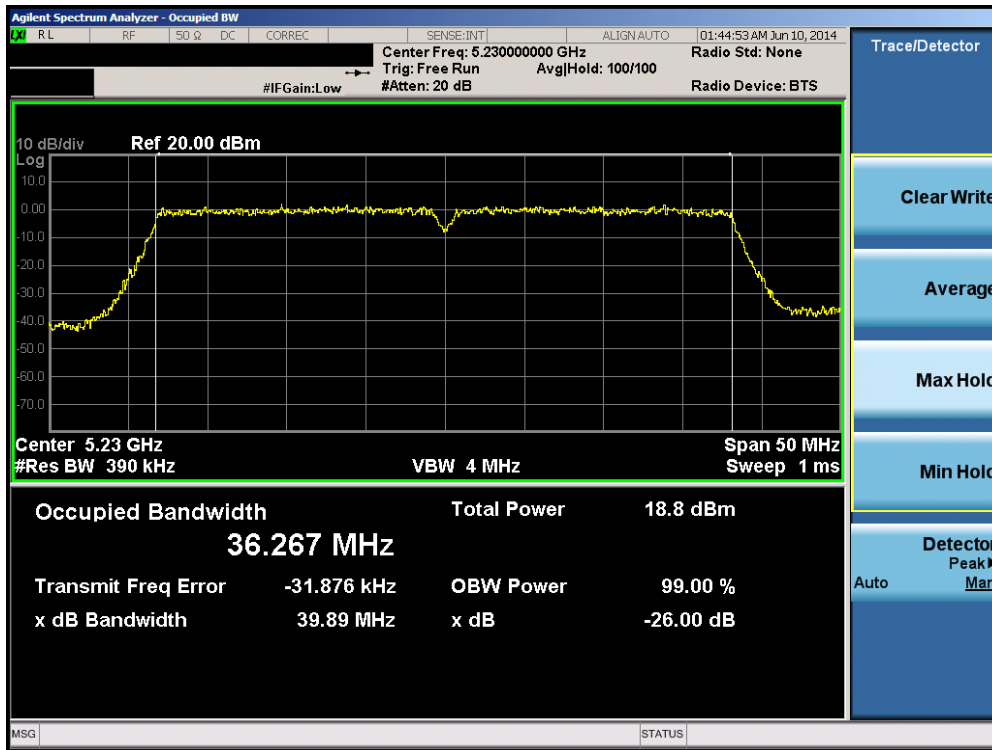


Plot 6-6. 26dB Bandwidth Plot (20MHz BW 802.11n (UNII Band 1) – Ch. 48)

FCC ID: A3LSMG860P		FCC Pt. 15.407 802.11a/n/ac UNII MEASUREMENT REPORT (CERTIFICATION)		Reviewed by: Quality Manager
Test Report S/N: 0Y1405221061.A3L	Test Dates: 5/22 - 6/10/2014	EUT Type: Portable Handset		Page 16 of 179

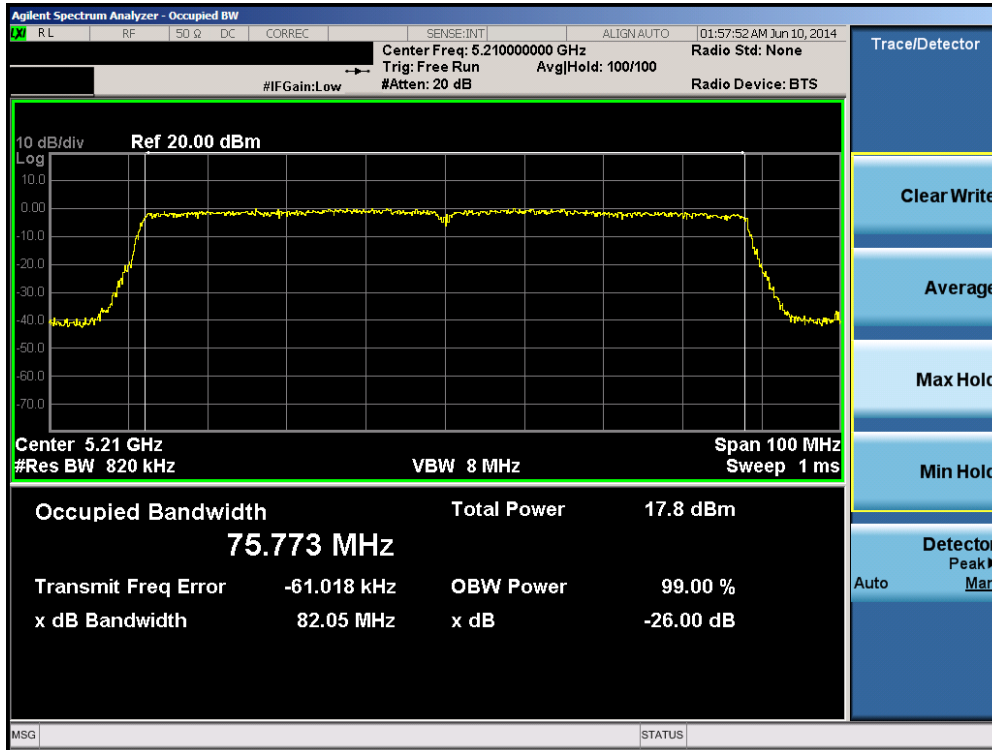


Plot 6-7. 26dB Bandwidth Plot (40MHz BW 802.11n (UNII Band 1) – Ch. 38)

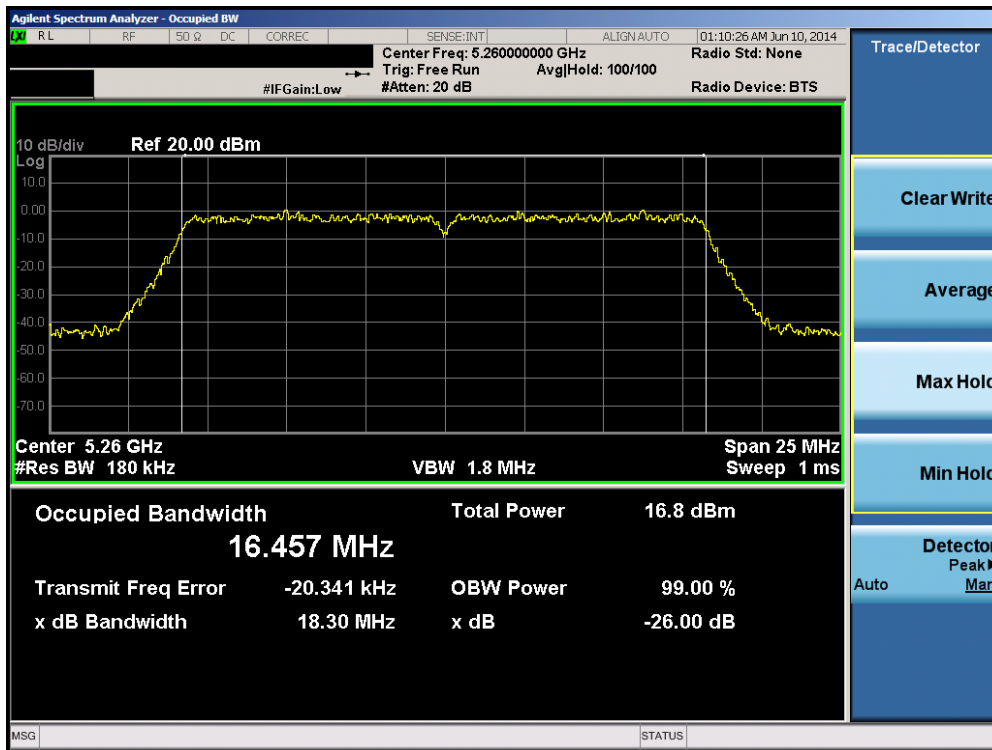


Plot 6-8. 26dB Bandwidth Plot (40MHz BW 802.11n (UNII Band 1) – Ch. 46)

FCC ID: A3LSMG860P		FCC Pt. 15.407 802.11a/n/ac UNII MEASUREMENT REPORT (CERTIFICATION)		Reviewed by: Quality Manager
Test Report S/N: 0Y1405221061.A3L	Test Dates: 5/22 - 6/10/2014	EUT Type: Portable Handset		Page 17 of 179

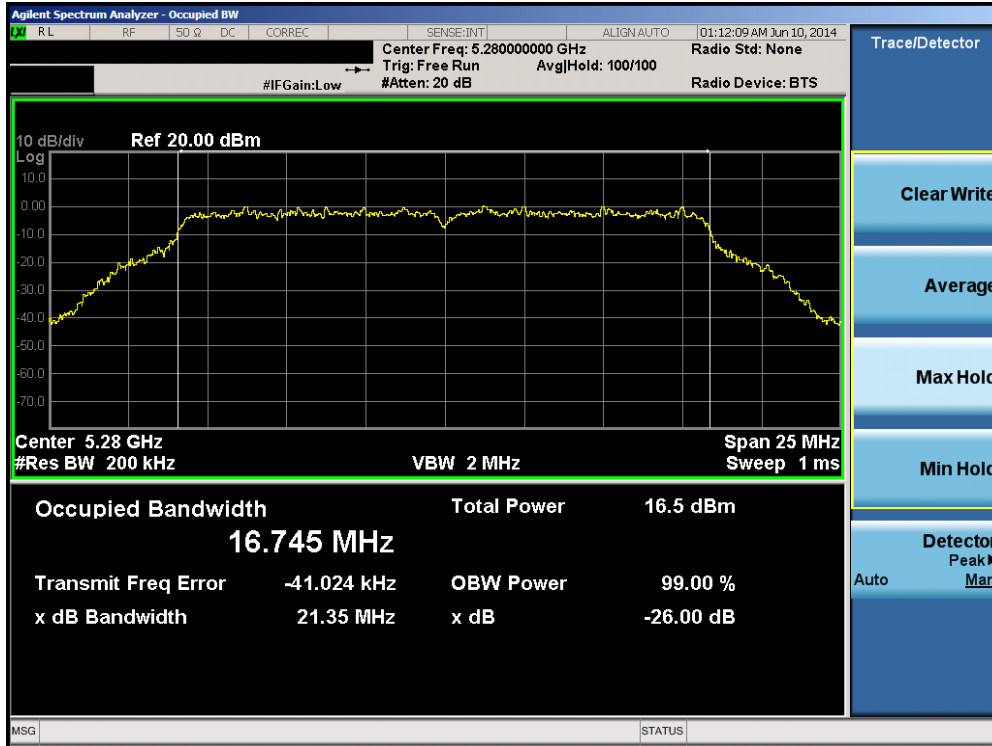


Plot 6-9. 26dB Bandwidth Plot (80MHz BW 802.11ac (UNII Band 1) – Ch. 42)

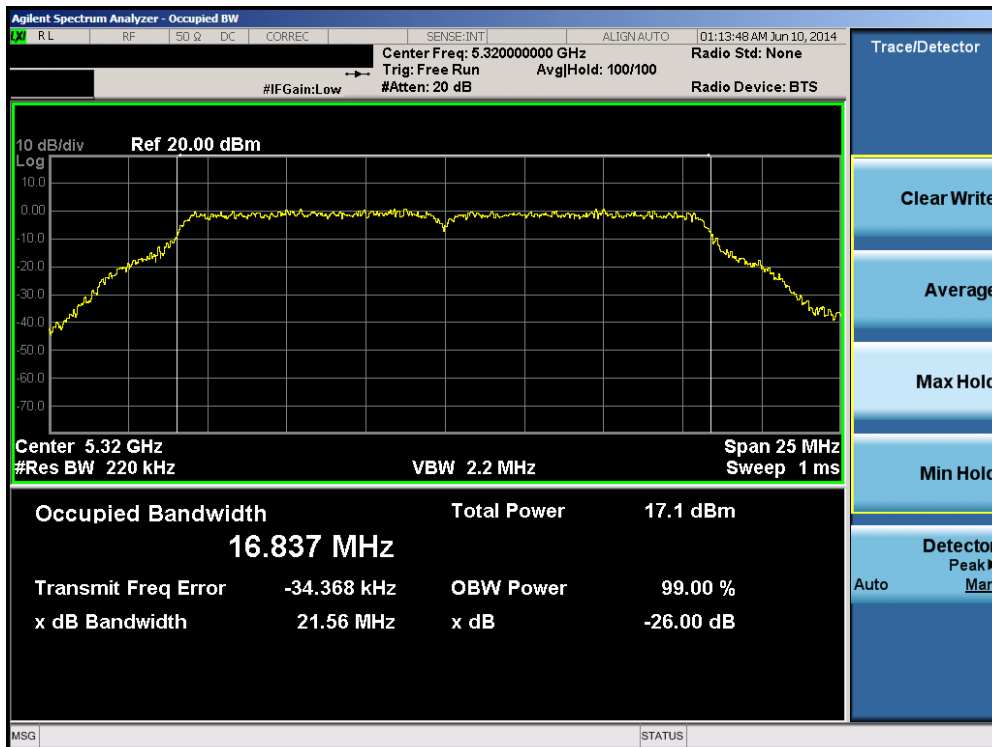


Plot 6-10. 26dB Bandwidth Plot (802.11a (UNII Band 2A) – Ch. 52)

FCC ID: A3LSMG860P		FCC Pt. 15.407 802.11a/n/ac UNII MEASUREMENT REPORT (CERTIFICATION)		Reviewed by: Quality Manager
Test Report S/N: 0Y1405221061.A3L	Test Dates: 5/22 - 6/10/2014	EUT Type: Portable Handset		Page 18 of 179

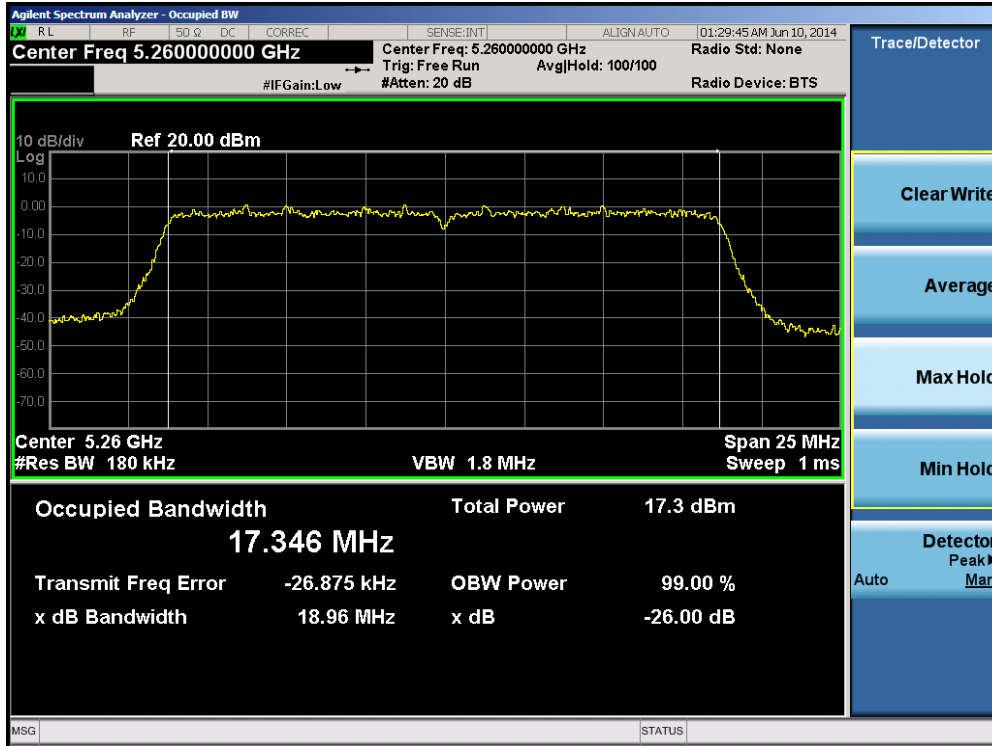


Plot 6-11. 26dB Bandwidth Plot (802.11a (UNII Band 2A) – Ch. 56)

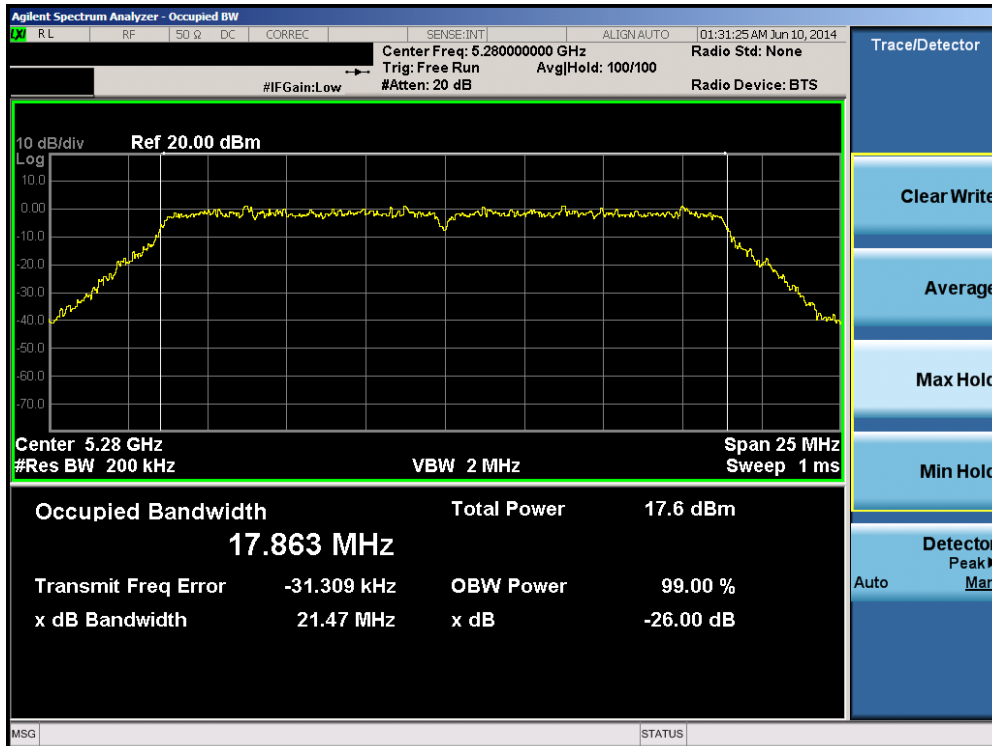


Plot 6-12. 26dB Bandwidth Plot (802.11a (UNII Band 2A) – Ch. 64)

FCC ID: A3LSMG860P		FCC Pt. 15.407 802.11a/n/ac UNII MEASUREMENT REPORT (CERTIFICATION)		Reviewed by: Quality Manager
Test Report S/N: 0Y1405221061.A3L	Test Dates: 5/22 - 6/10/2014	EUT Type: Portable Handset		Page 19 of 179

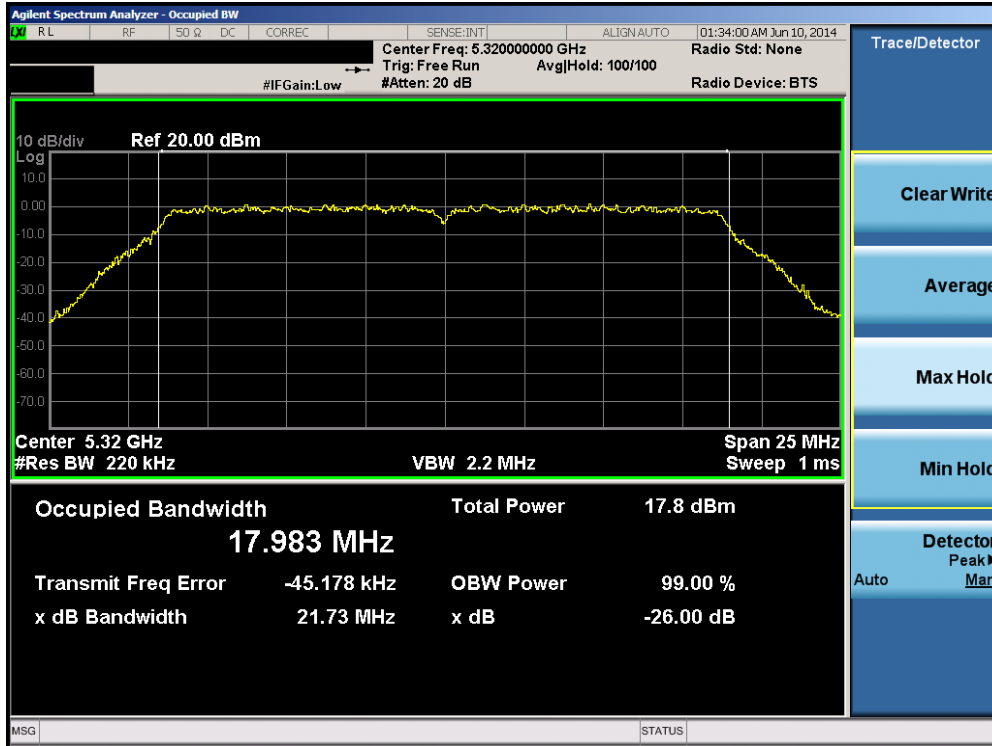


Plot 6-13. 26dB Bandwidth Plot (20MHz BW 802.11n (UNII Band 2A) – Ch. 52)

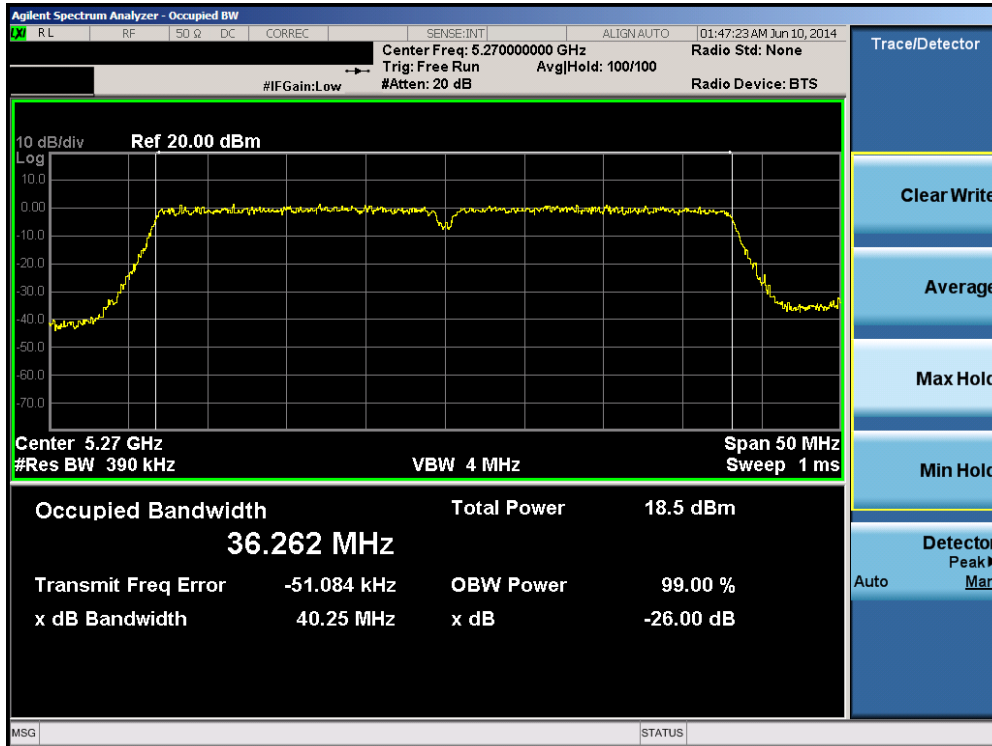


Plot 6-14. 26dB Bandwidth Plot (20MHz BW 802.11n (UNII Band 2A) – Ch. 56)

FCC ID: A3LSMG860P		FCC Pt. 15.407 802.11a/n/ac UNII MEASUREMENT REPORT (CERTIFICATION)		Reviewed by: Quality Manager
Test Report S/N: 0Y1405221061.A3L	Test Dates: 5/22 - 6/10/2014	EUT Type: Portable Handset		Page 20 of 179

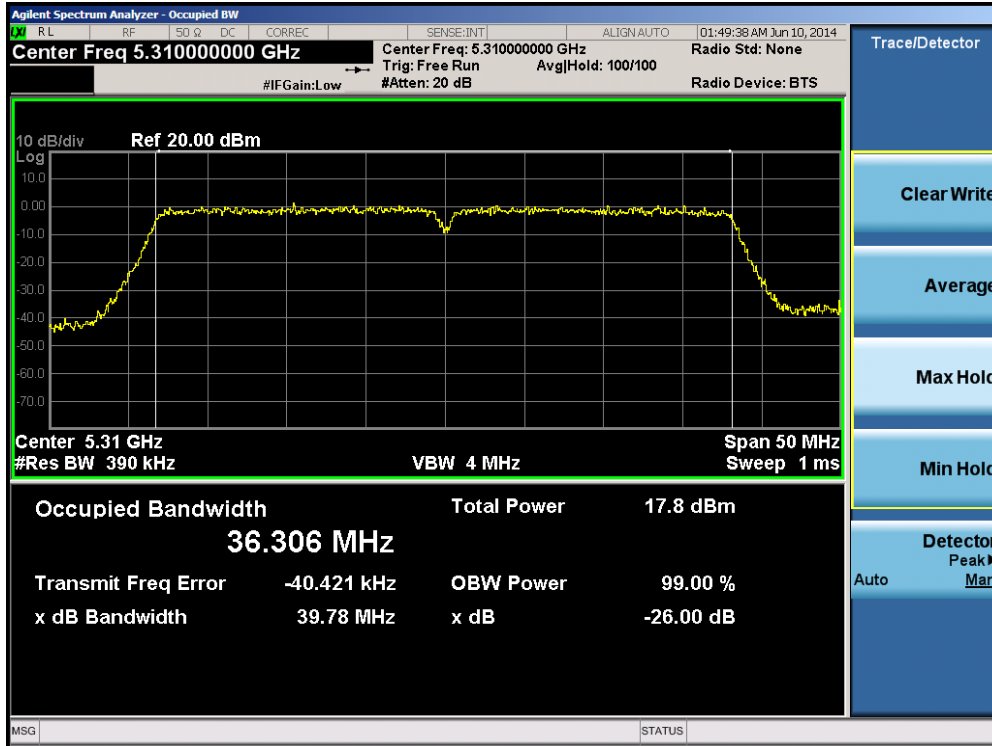


Plot 6-15. 26dB Bandwidth Plot (20MHz BW 802.11n (UNII Band 2A) – Ch. 64)

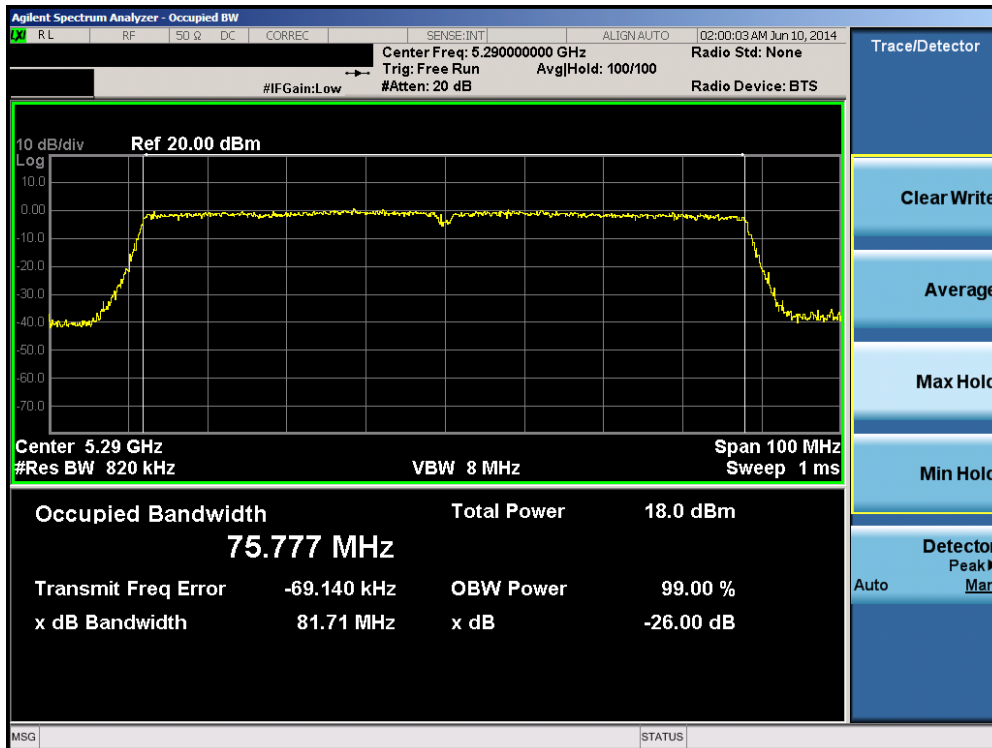


Plot 6-16. 26dB Bandwidth Plot (40MHz BW 802.11n (UNII Band 2A) – Ch. 54)

FCC ID: A3LSMG860P		FCC Pt. 15.407 802.11a/n/ac UNII MEASUREMENT REPORT (CERTIFICATION)		Reviewed by: Quality Manager
Test Report S/N: 0Y1405221061.A3L	Test Dates: 5/22 - 6/10/2014	EUT Type: Portable Handset		Page 21 of 179

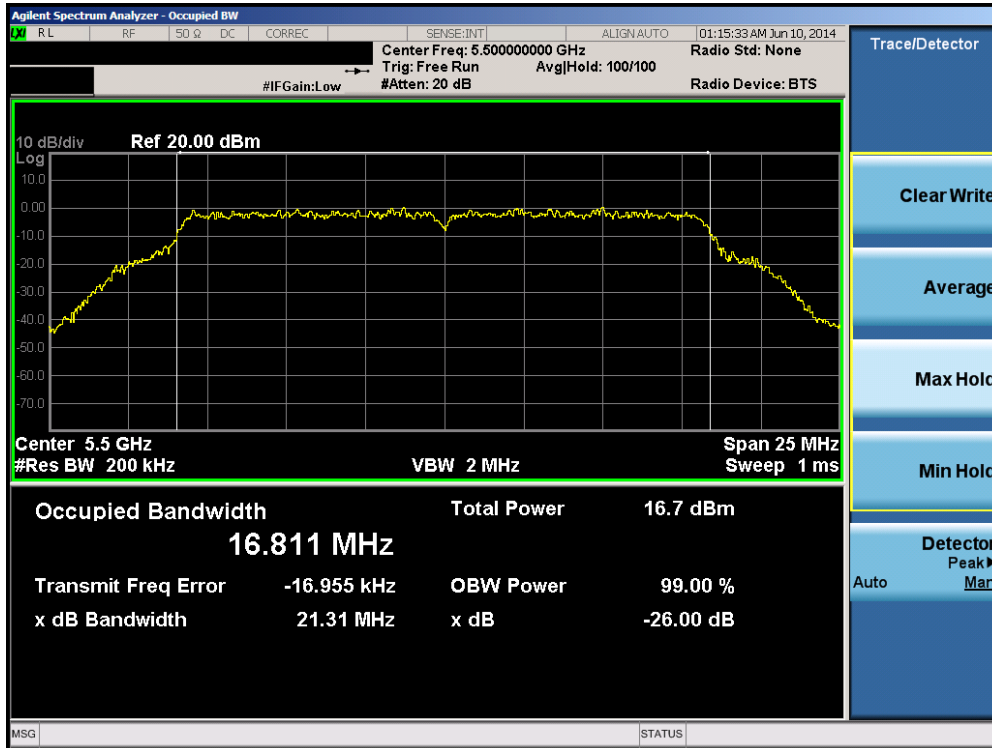


Plot 6-17. 26dB Bandwidth Plot (40MHz BW 802.11n (UNII Band 2A) – Ch. 62)

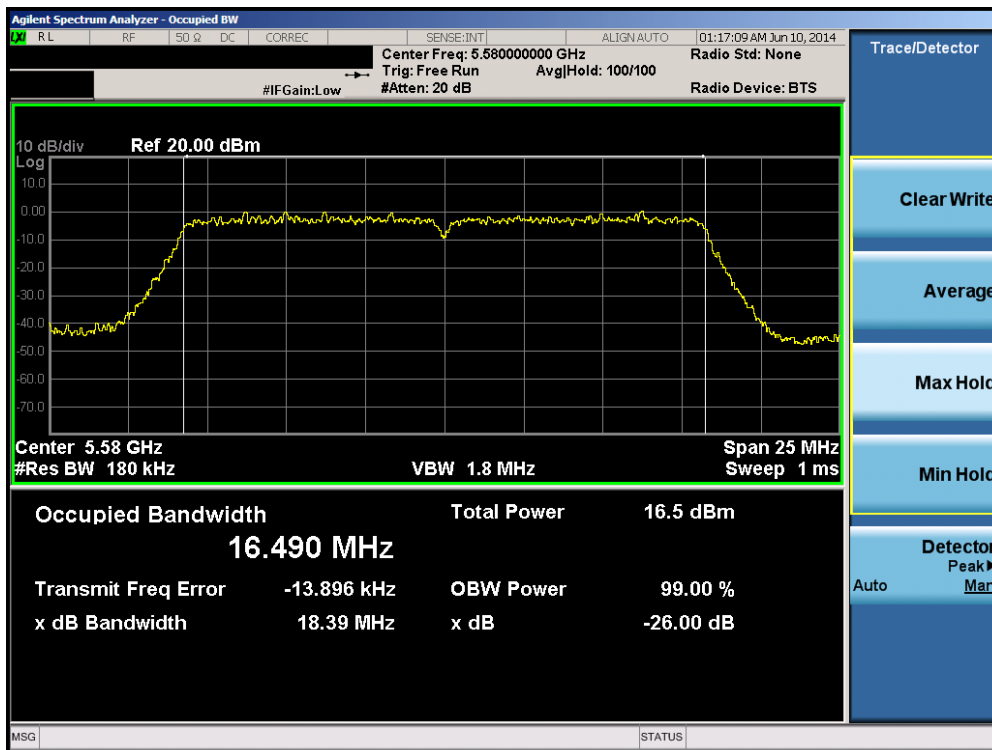


Plot 6-18. 26dB Bandwidth Plot (80MHz BW 802.11ac (UNII Band 2A) – Ch. 58)

FCC ID: A3LSMG860P		FCC Pt. 15.407 802.11a/n/ac UNII MEASUREMENT REPORT (CERTIFICATION)		Reviewed by: Quality Manager
Test Report S/N: 0Y1405221061.A3L	Test Dates: 5/22 - 6/10/2014	EUT Type: Portable Handset		Page 22 of 179

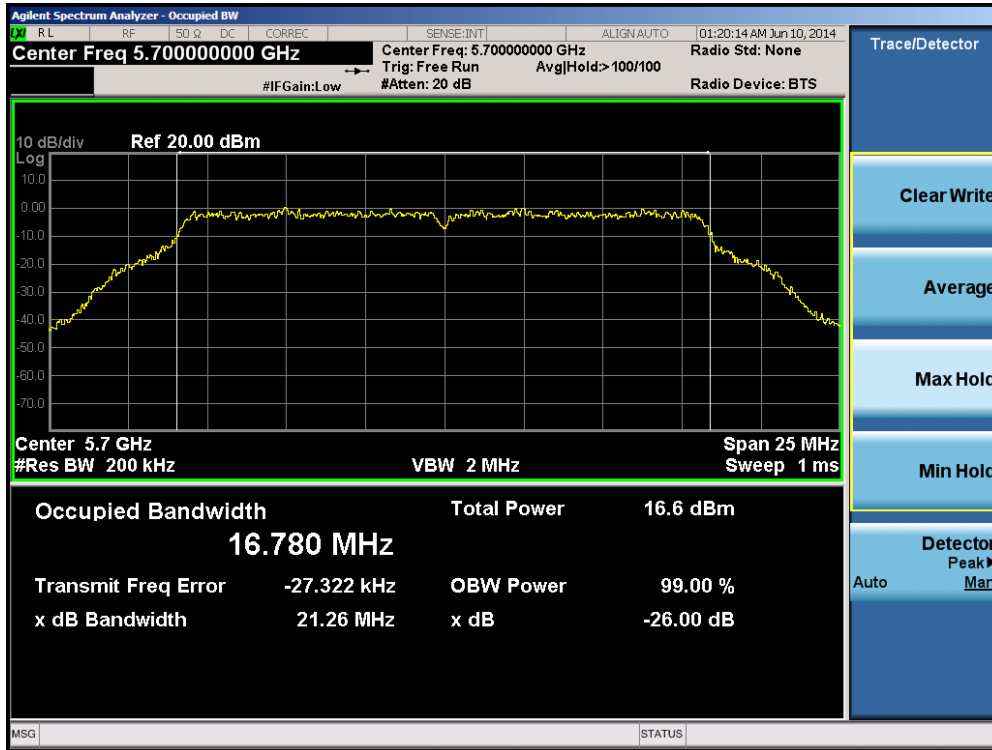


Plot 6-19. 26dB Bandwidth Plot (802.11a (UNII Band 2C) – Ch. 100)

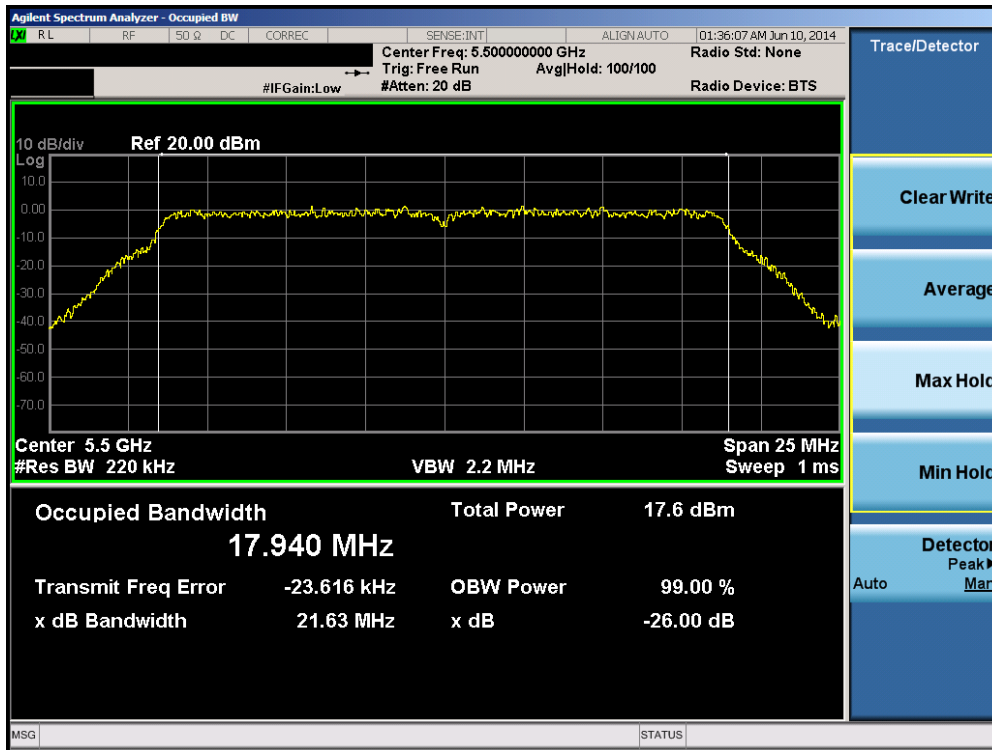


Plot 6-20. 26dB Bandwidth Plot (802.11a (UNII Band 2C) – Ch. 116)

FCC ID: A3LSMG860P		FCC Pt. 15.407 802.11a/n/ac UNII MEASUREMENT REPORT (CERTIFICATION)		Reviewed by: Quality Manager
Test Report S/N: 0Y1405221061.A3L	Test Dates: 5/22 - 6/10/2014	EUT Type: Portable Handset		Page 23 of 179

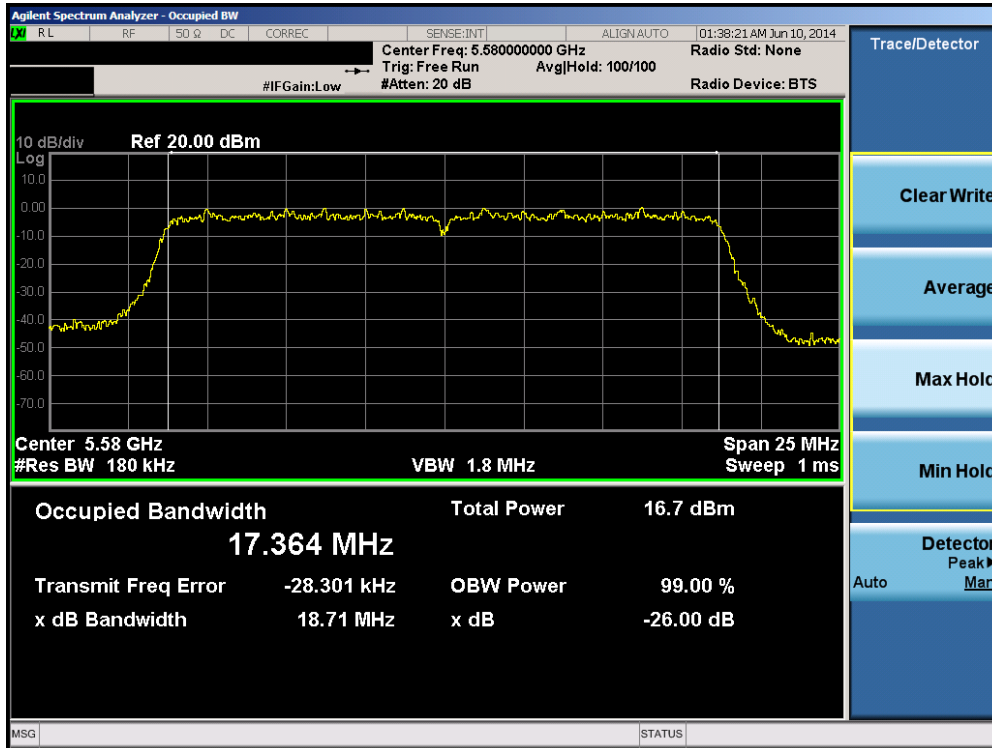


Plot 6-21. 26dB Bandwidth Plot (802.11a (UNII Band 2C) – Ch. 140)

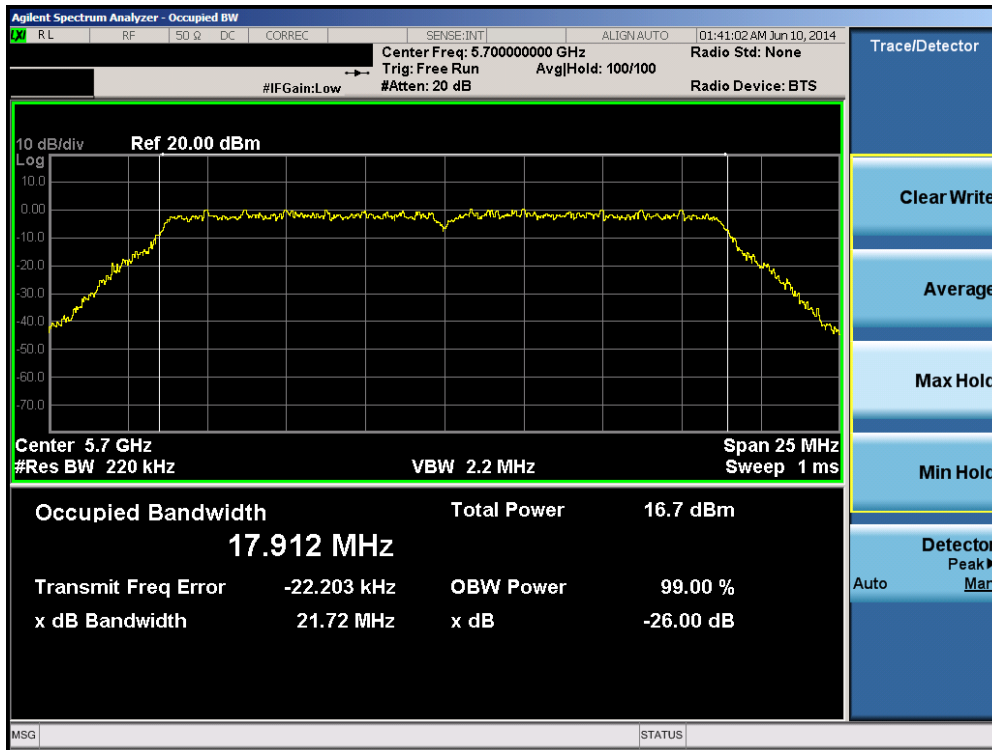


Plot 6-22. 26dB Bandwidth Plot (20MHz BW 802.11n (UNII Band 2C) – Ch. 100)

FCC ID: A3LSMG860P		FCC Pt. 15.407 802.11a/n/ac UNII MEASUREMENT REPORT (CERTIFICATION)		Reviewed by: Quality Manager
Test Report S/N: 0Y1405221061.A3L	Test Dates: 5/22 - 6/10/2014	EUT Type: Portable Handset		Page 24 of 179

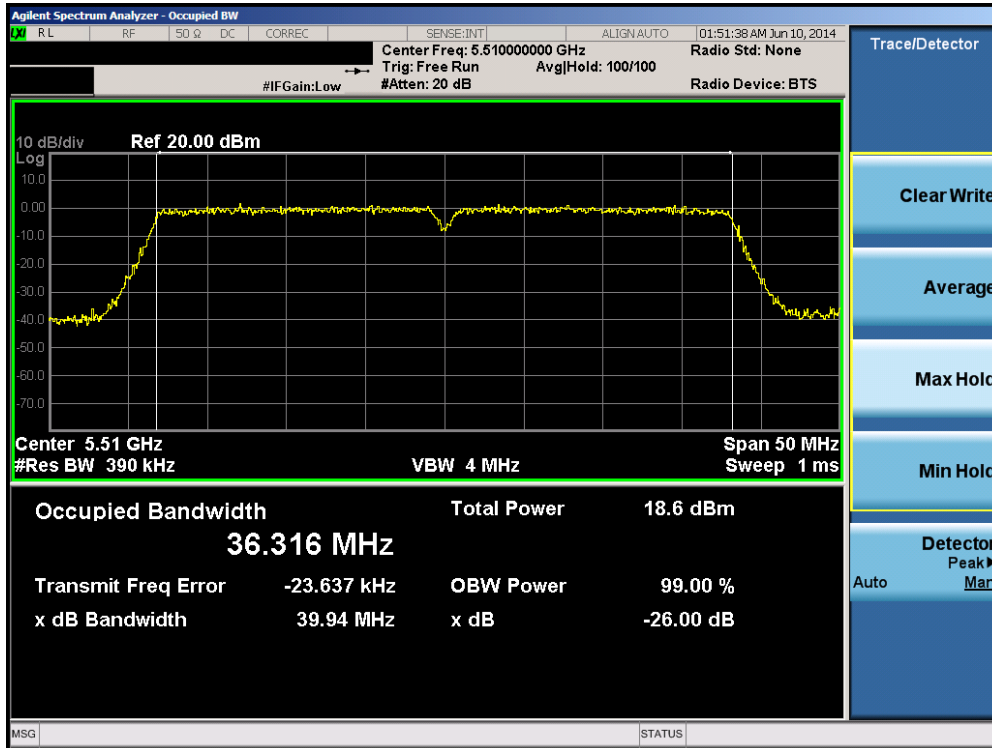


Plot 6-23. 26dB Bandwidth Plot (20MHz BW 802.11n (UNII Band 2C) – Ch. 116)

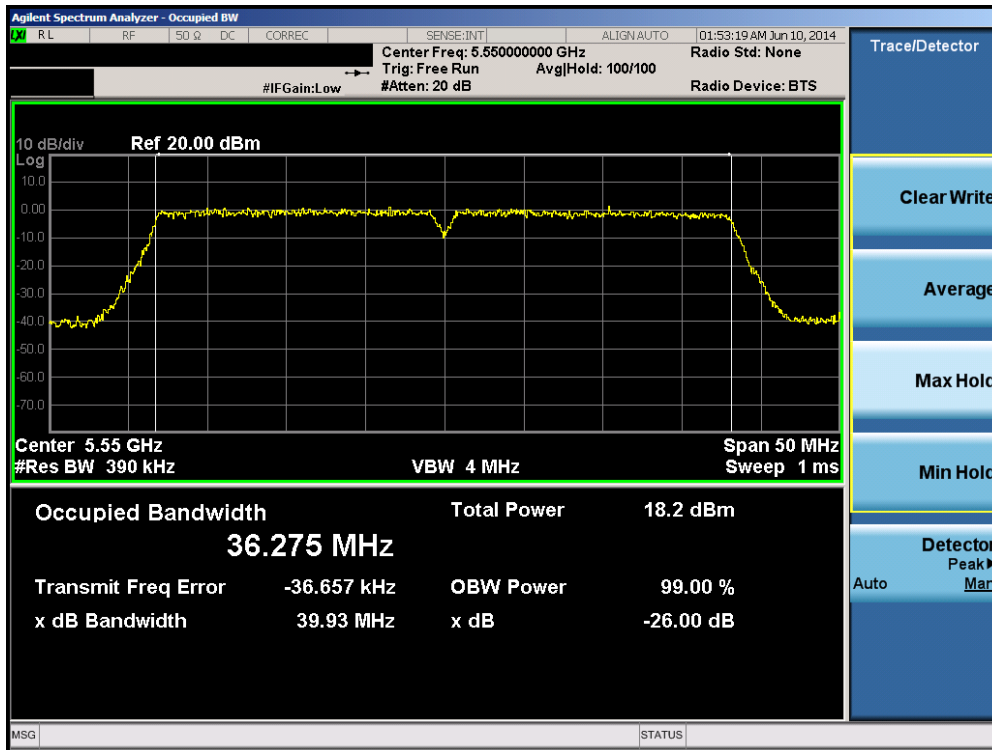


Plot 6-24. 26dB Bandwidth Plot (20MHz BW 802.11n (UNII Band 2C) – Ch. 140)

FCC ID: A3LSMG860P		FCC Pt. 15.407 802.11a/n/ac UNII MEASUREMENT REPORT (CERTIFICATION)		Reviewed by: Quality Manager
Test Report S/N: 0Y1405221061.A3L	Test Dates: 5/22 - 6/10/2014	EUT Type: Portable Handset		Page 25 of 179

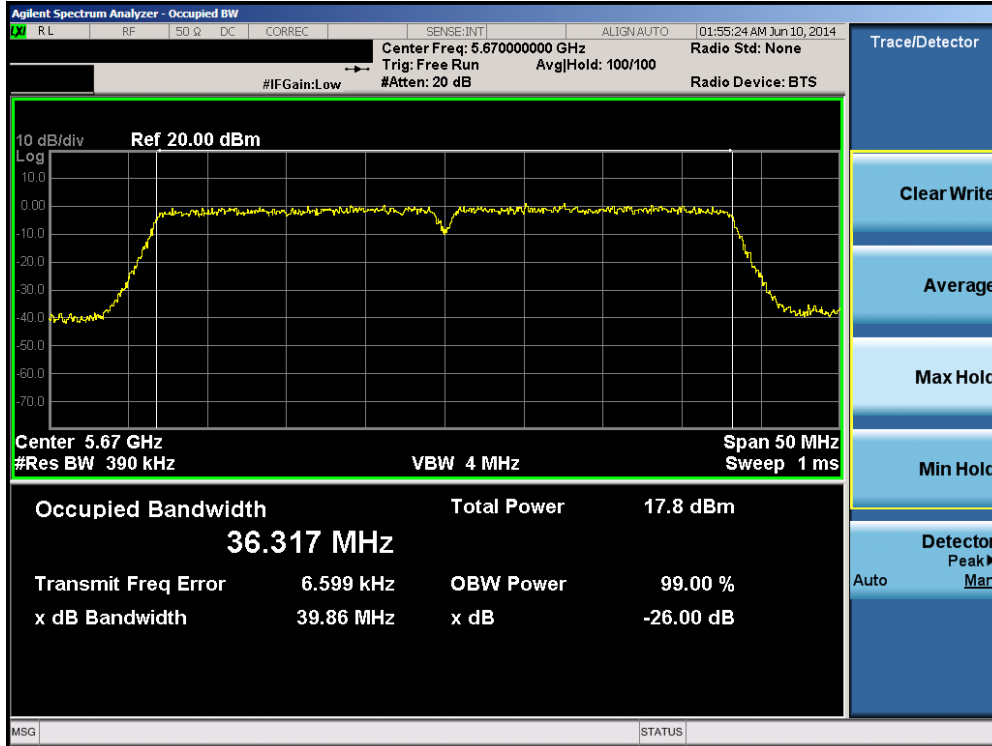


Plot 6-25. 26dB Bandwidth Plot (40MHz BW 802.11n (UNII Band 2C) – Ch. 102)

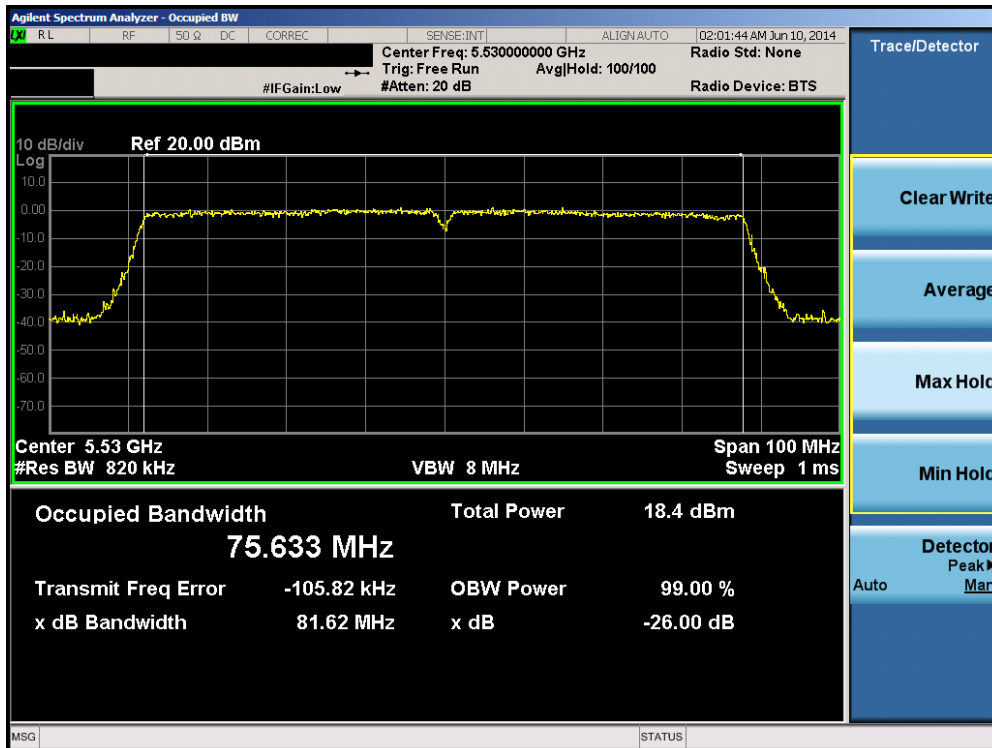


Plot 6-26. 26dB Bandwidth Plot (40MHz BW 802.11n (UNII Band 2C) – Ch. 110)

FCC ID: A3LSMG860P		FCC Pt. 15.407 802.11a/n/ac UNII MEASUREMENT REPORT (CERTIFICATION)		Reviewed by: Quality Manager
Test Report S/N: 0Y1405221061.A3L	Test Dates: 5/22 - 6/10/2014	EUT Type: Portable Handset		Page 26 of 179

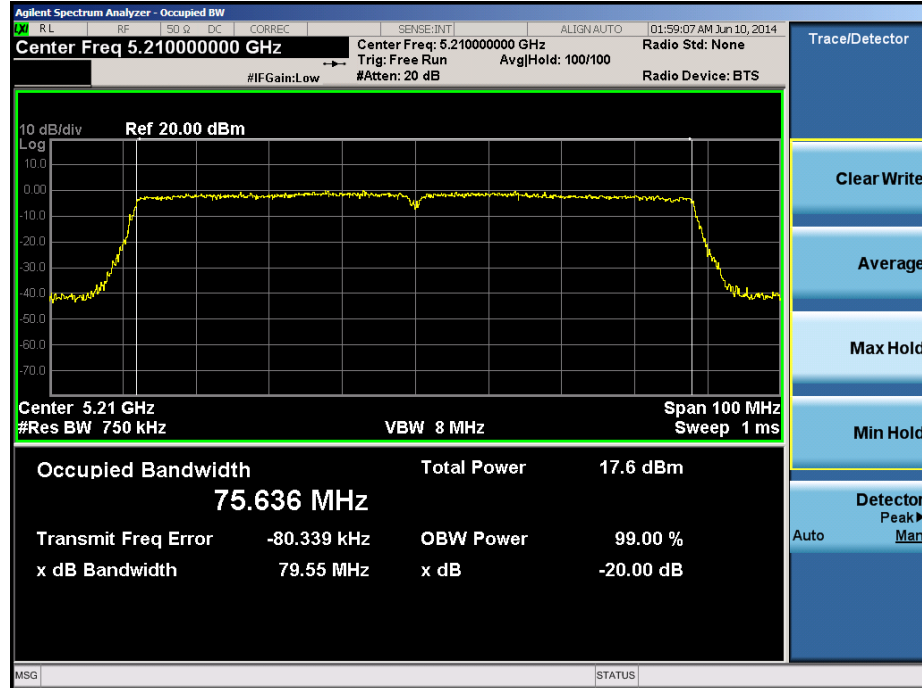


Plot 6-27. 26dB Bandwidth Plot (40MHz BW 802.11n (UNII Band 2C) – Ch. 134)



Plot 6-28. 26dB Bandwidth Plot (80MHz BW 802.11ac (UNII Band 2C) – Ch. 106)

FCC ID: A3LSMG860P		FCC Pt. 15.407 802.11a/n/ac UNII MEASUREMENT REPORT (CERTIFICATION)		Reviewed by: Quality Manager
Test Report S/N: 0Y1405221061.A3L	Test Dates: 5/22 - 6/10/2014	EUT Type: Portable Handset		Page 27 of 179



**Plot 6-29. 20dB Bandwidth Plot (80MHz BW 802.11ac (UNII Band 1) – Ch. 42)**



**Note:** The 20dB bandwidth plot of the UNII Band 1 high channel was found to be within 80MHz and is, therefore, operating solely within the UNII Band 1 frequencies as per KDB 644545 v01r02.

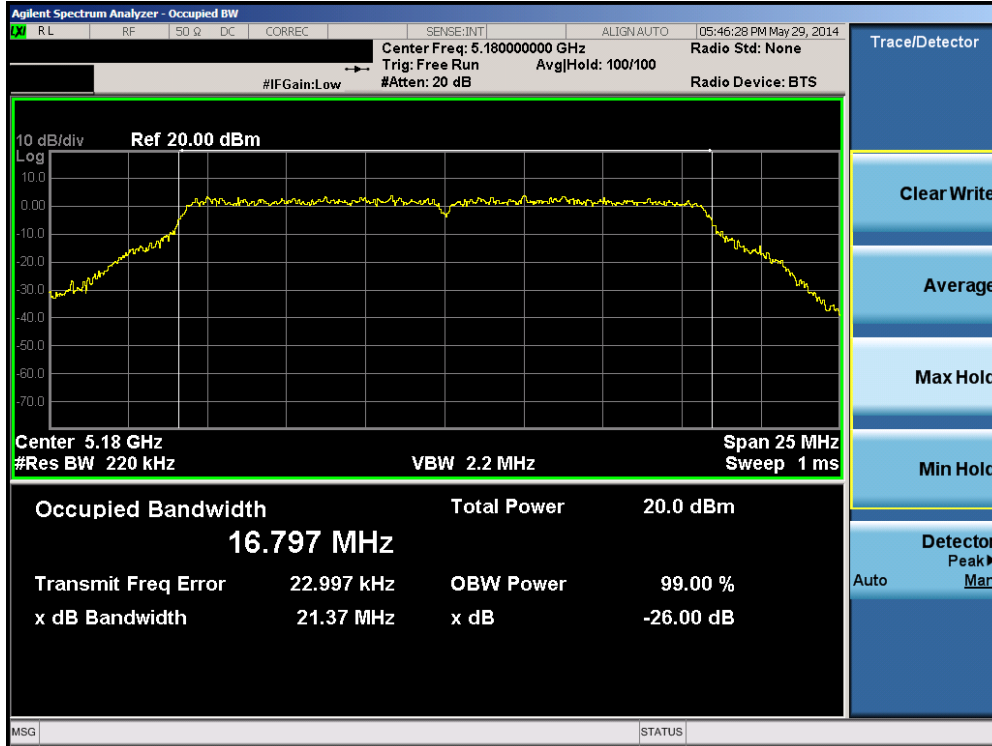
FCC ID: A3LSMG860P		FCC Pt. 15.407 802.11a/n/ac UNII MEASUREMENT REPORT (CERTIFICATION)		Reviewed by: Quality Manager
Test Report S/N: 0Y1405221061.A3L	Test Dates: 5/22 - 6/10/2014	EUT Type: Portable Handset		Page 28 of 179

## Antenna-2 26dB Bandwidth Measurements

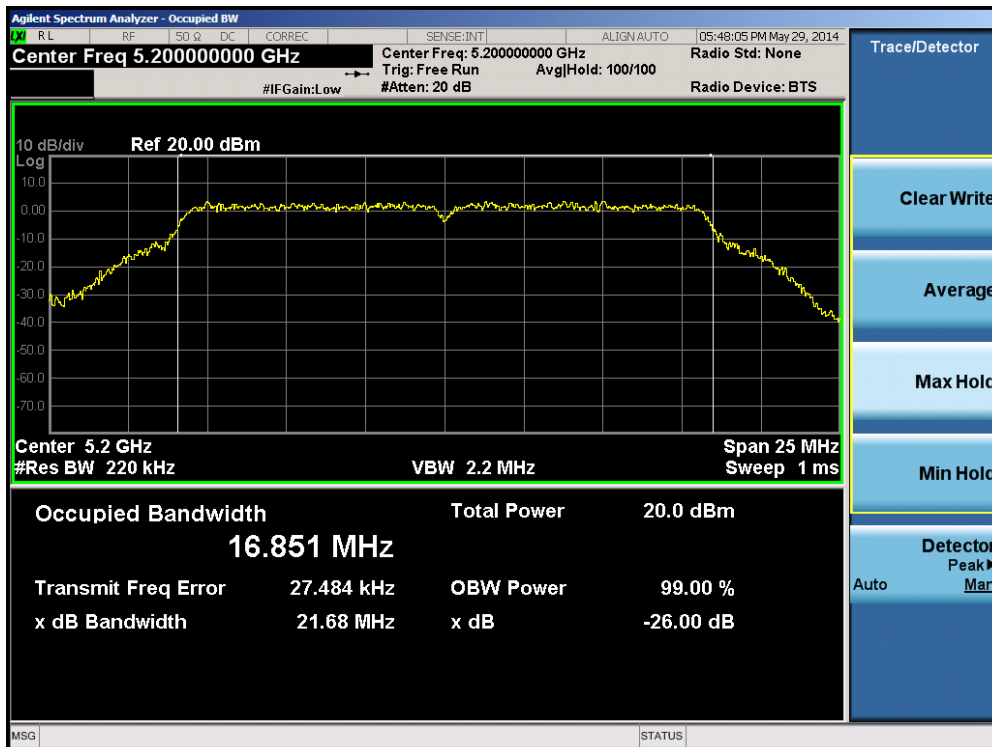
	Frequency [MHz]	Channel No.	802.11 Mode	Data Rate [Mbps]	Measured 26dB Bandwidth [MHz]
Band 1	5180	36	a	6	21.37
	5200	40	a	6	21.68
	5240	48	a	6	18.37
	5180	36	n (20MHz)	6.5/7.2 (MCS0)	21.85
	5200	40	n (20MHz)	6.5/7.2 (MCS0)	21.63
	5240	48	n (20MHz)	6.5/7.2 (MCS0)	18.87
	5190	38	n (40MHz)	13.5/15 (MCS0)	50.00
	5230	46	n (40MHz)	13.5/15 (MCS0)	39.81
	5210	42	ac (80MHz)	29.3/32.5 (MCS0)	81.42
Band 2A	5260	52	a	6	18.27
	5280	56	a	6	21.61
	5320	64	a	6	21.59
	5260	52	n (20MHz)	6.5/7.2 (MCS0)	18.66
	5280	56	n (20MHz)	6.5/7.2 (MCS0)	21.81
	5320	64	n (20MHz)	6.5/7.2 (MCS0)	21.65
	5270	54	n (40MHz)	13.5/15 (MCS0)	39.83
	5310	62	n (40MHz)	13.5/15 (MCS0)	39.79
	5290	58	ac (80MHz)	29.3/32.5 (MCS0)	81.53
Band 2C	5500	100	a	6	21.38
	5580	116	a	6	18.50
	5700	140	a	6	21.40
	5500	100	n (20MHz)	6.5/7.2 (MCS0)	21.66
	5580	116	n (20MHz)	6.5/7.2 (MCS0)	18.83
	5700	140	n (20MHz)	6.5/7.2 (MCS0)	21.71
	5510	102	n (40MHz)	13.5/15 (MCS0)	39.85
	5550	110	n (40MHz)	13.5/15 (MCS0)	39.90
	5670	134	n (40MHz)	13.5/15 (MCS0)	39.91
	5530	106	ac (80MHz)	29.3/32.5 (MCS0)	81.50

**Table 6-3. Conducted Bandwidth Measurements**

FCC ID: A3LSMG860P		FCC Pt. 15.407 802.11a/n/ac UNII MEASUREMENT REPORT (CERTIFICATION)		Reviewed by: Quality Manager
Test Report S/N: 0Y1405221061.A3L	Test Dates: 5/22 - 6/10/2014	EUT Type: Portable Handset	Page 29 of 179	

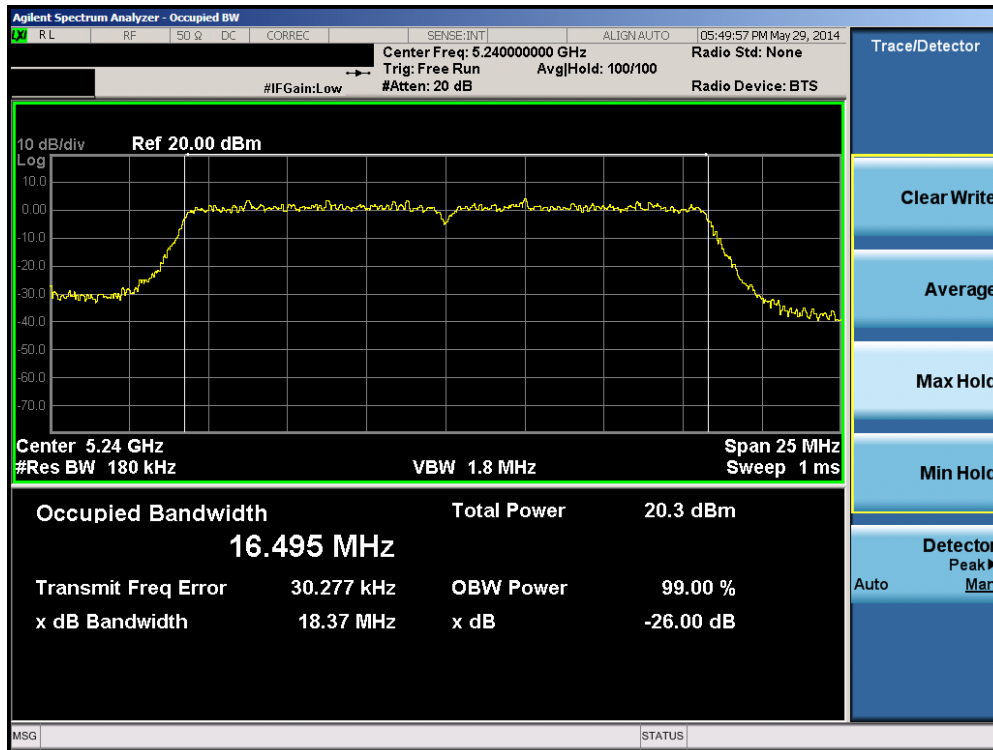


Plot 6-30. 26dB Bandwidth Plot (802.11a (UNII Band 1) – Ch. 36)

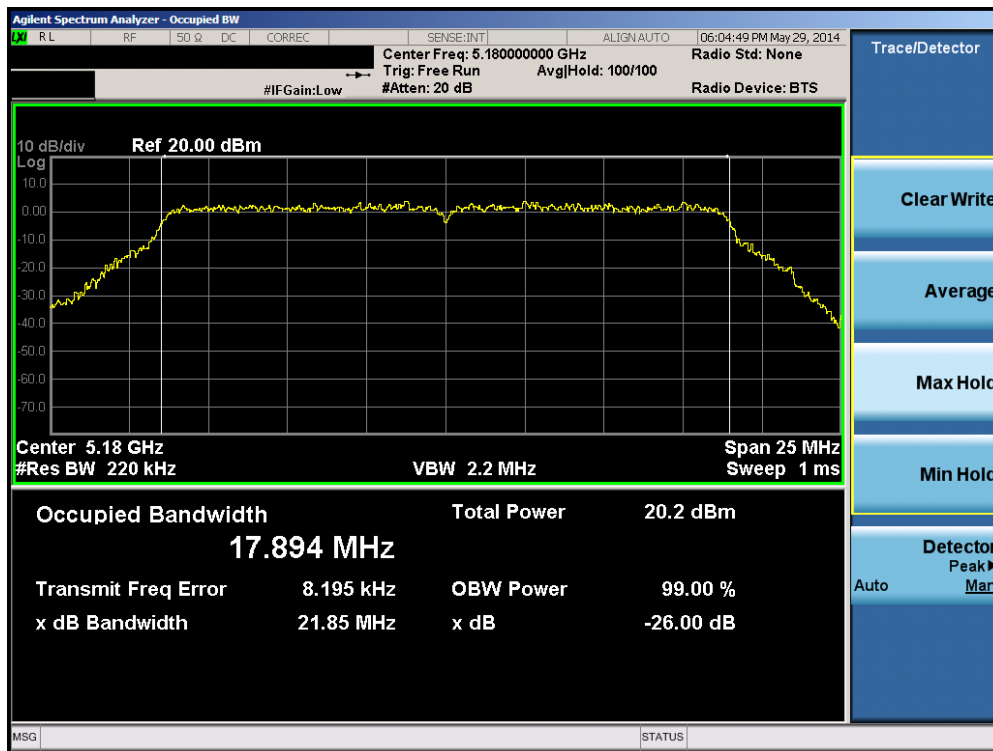


Plot 6-31. 26dB Bandwidth Plot (802.11a (UNII Band 1) – Ch. 40)

FCC ID: A3LSMG860P		FCC Pt. 15.407 802.11a/n/ac UNII MEASUREMENT REPORT (CERTIFICATION)		Reviewed by: Quality Manager
Test Report S/N: 0Y1405221061.A3L	Test Dates: 5/22 - 6/10/2014	EUT Type: Portable Handset		Page 30 of 179

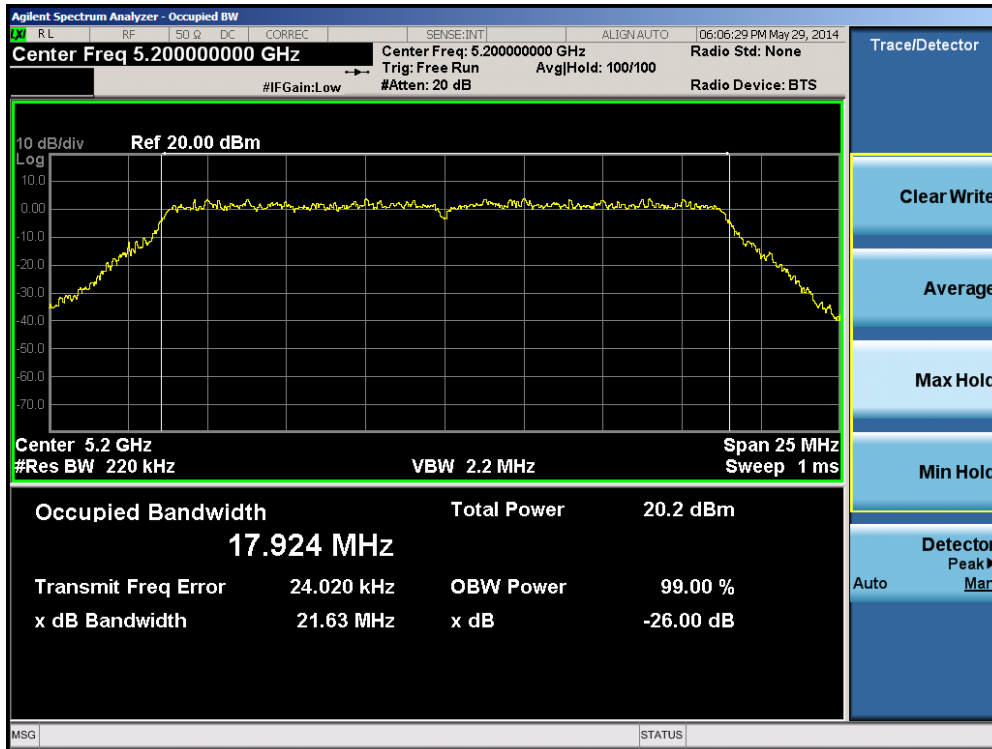


Plot 6-32. 26dB Bandwidth Plot (802.11a (UNII Band 1) – Ch. 48)

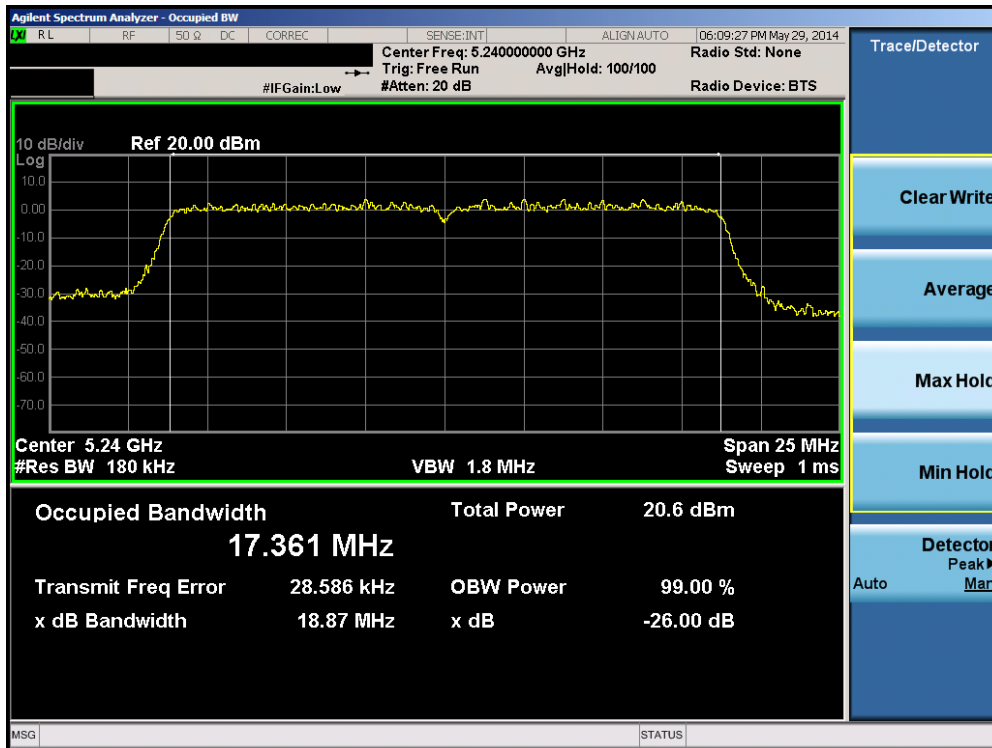


Plot 6-33. 26dB Bandwidth Plot (20MHz BW 802.11n (UNII Band 1) – Ch. 36)

FCC ID: A3LSMG860P		FCC Pt. 15.407 802.11a/n/ac UNII MEASUREMENT REPORT (CERTIFICATION)		Reviewed by: Quality Manager
Test Report S/N: 0Y1405221061.A3L	Test Dates: 5/22 - 6/10/2014	EUT Type: Portable Handset		Page 31 of 179

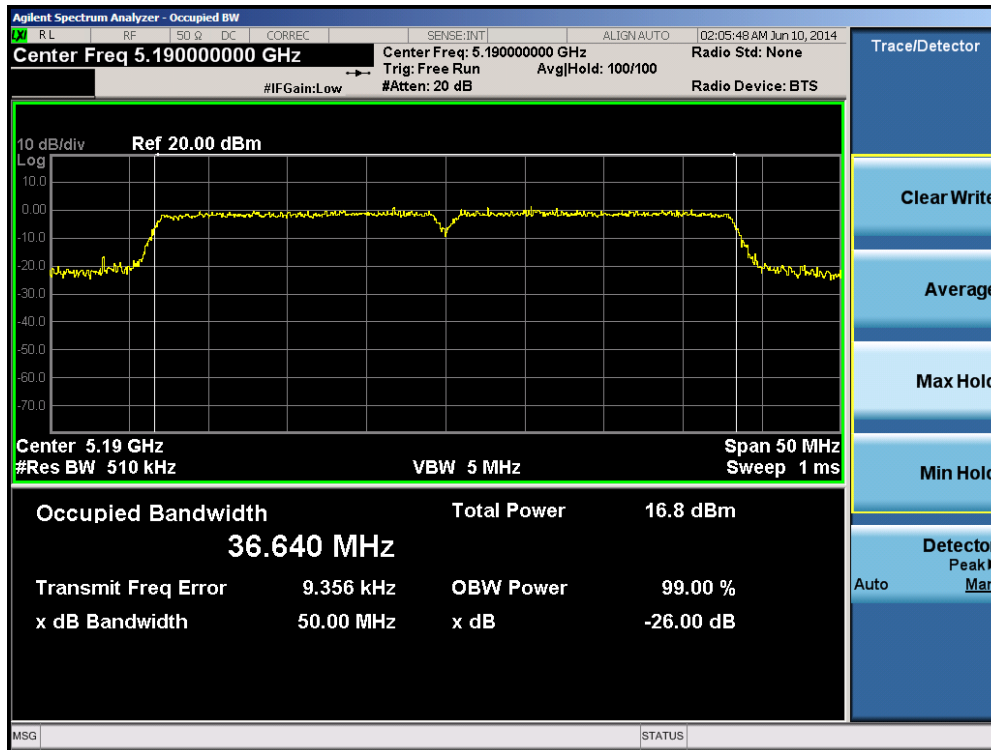


Plot 6-34. 26dB Bandwidth Plot (20MHz BW 802.11n (UNII Band 1) – Ch. 40)

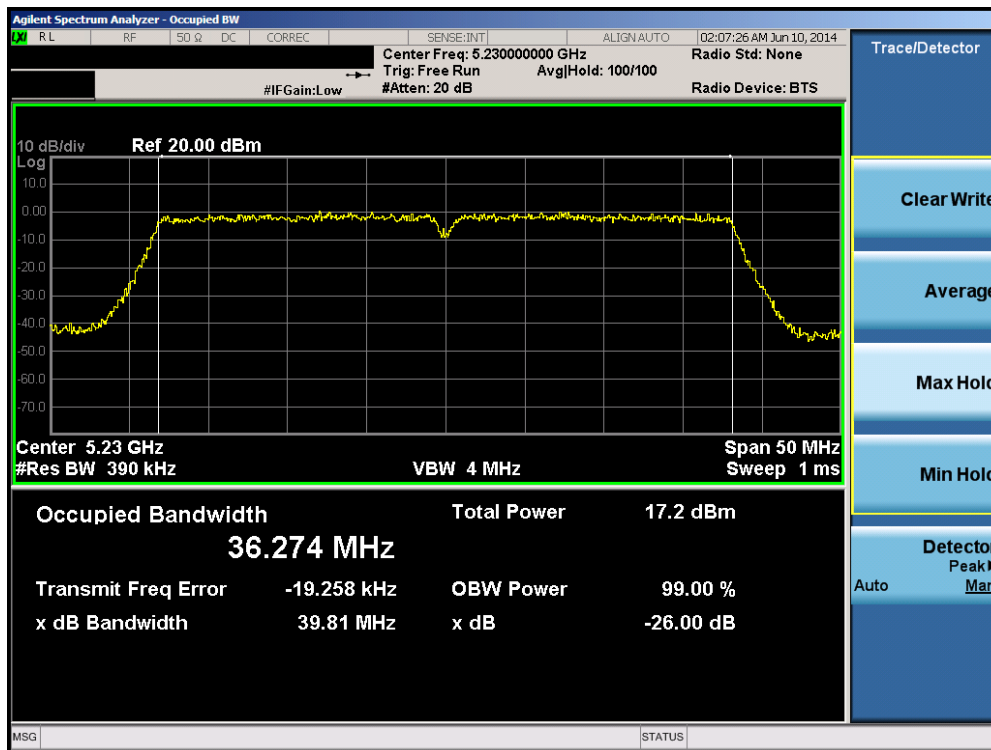


Plot 6-35. 26dB Bandwidth Plot (20MHz BW 802.11n (UNII Band 1) – Ch. 48)

FCC ID: A3LSMG860P		FCC Pt. 15.407 802.11a/n/ac UNII MEASUREMENT REPORT (CERTIFICATION)		Reviewed by: Quality Manager
Test Report S/N: 0Y1405221061.A3L	Test Dates: 5/22 - 6/10/2014	EUT Type: Portable Handset		Page 32 of 179

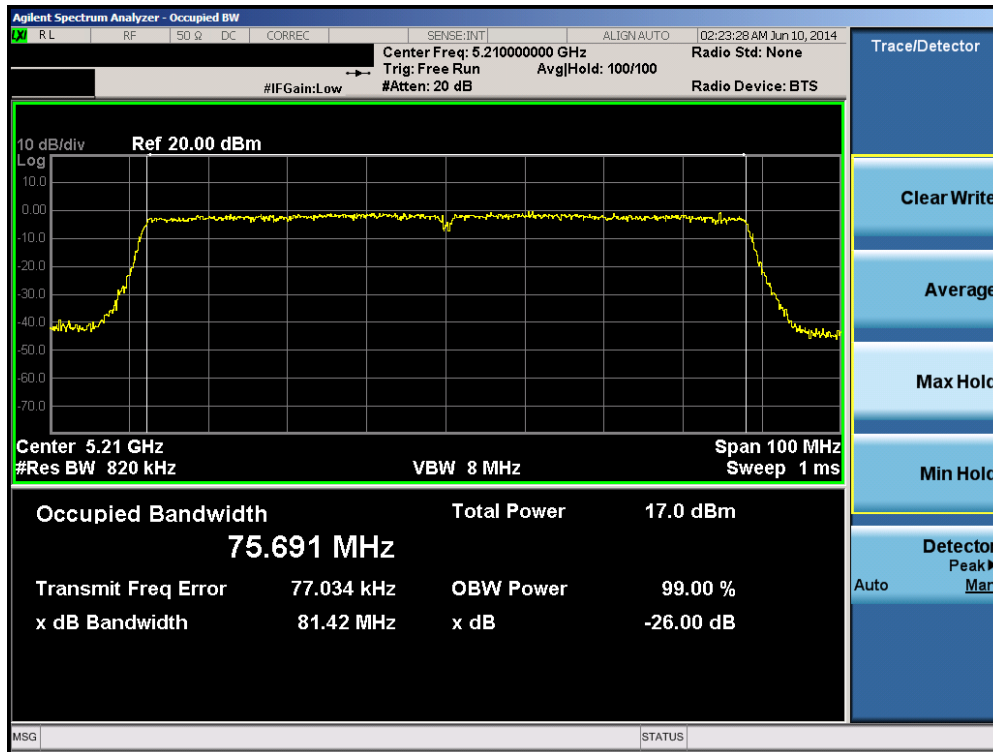


Plot 6-36. 26dB Bandwidth Plot (40MHz BW 802.11n (UNII Band 1) – Ch. 38)

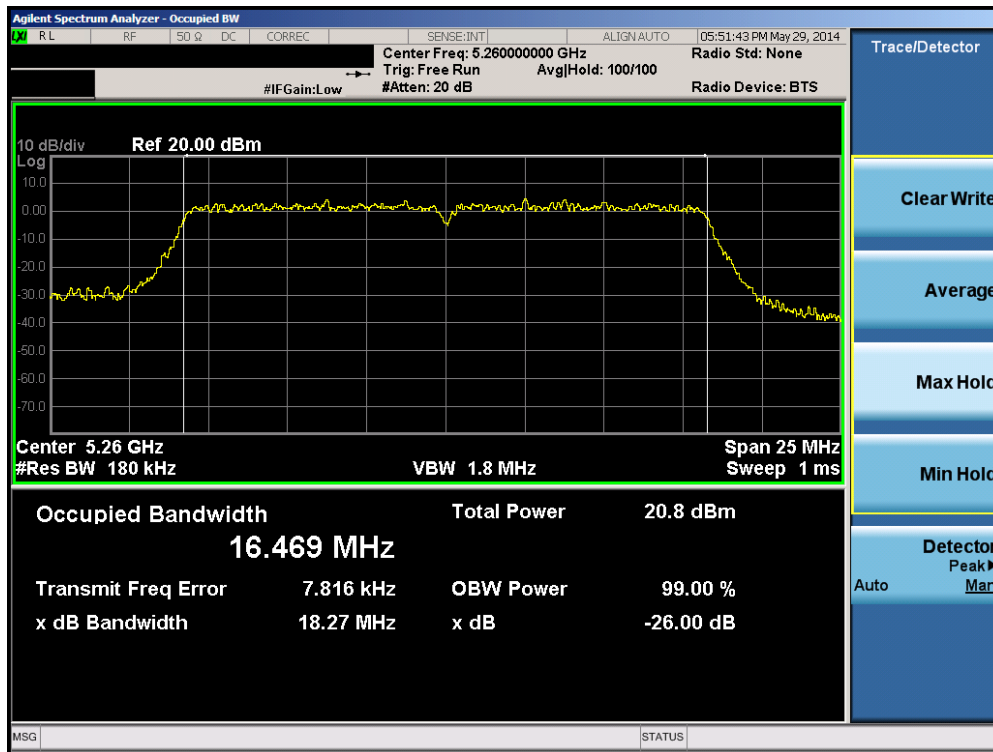


Plot 6-37. 26dB Bandwidth Plot (40MHz BW 802.11n (UNII Band 1) – Ch. 46)

FCC ID: A3LSMG860P		FCC Pt. 15.407 802.11a/n/ac UNII MEASUREMENT REPORT (CERTIFICATION)		Reviewed by: Quality Manager
Test Report S/N: 0Y1405221061.A3L	Test Dates: 5/22 - 6/10/2014	EUT Type: Portable Handset		Page 33 of 179

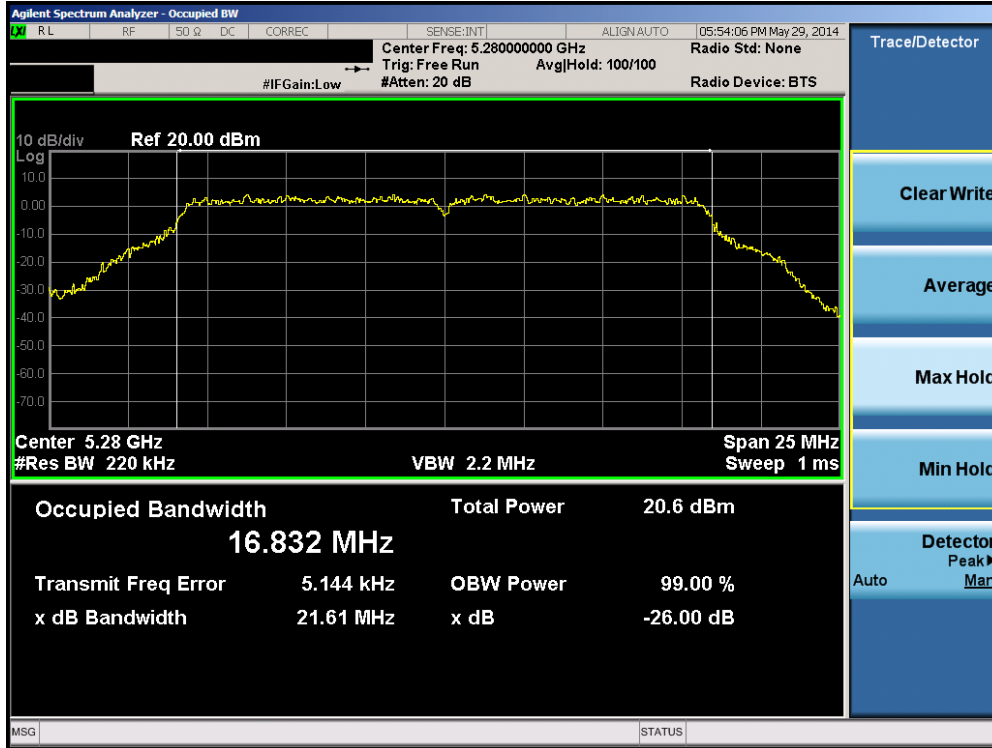


Plot 6-38. 26dB Bandwidth Plot (80MHz BW 802.11ac (UNII Band 1) – Ch. 42)

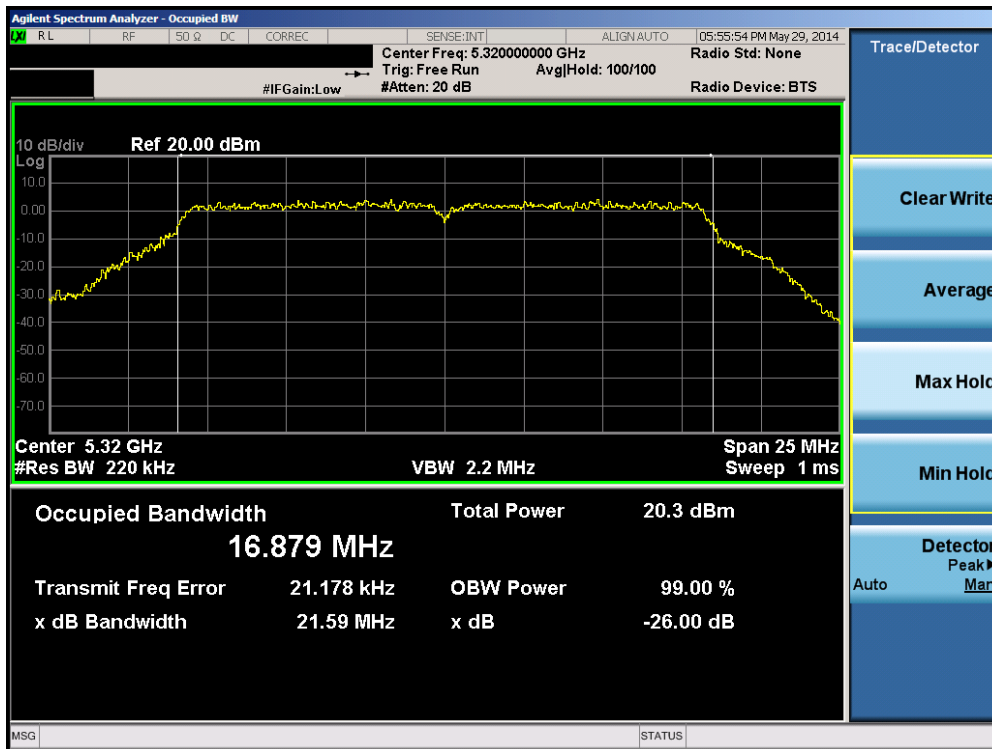


Plot 6-39. 26dB Bandwidth Plot (802.11a (UNII Band 2A) – Ch. 52)

FCC ID: A3LSMG860P		FCC Pt. 15.407 802.11a/n/ac UNII MEASUREMENT REPORT (CERTIFICATION)		Reviewed by: Quality Manager
Test Report S/N: 0Y1405221061.A3L	Test Dates: 5/22 - 6/10/2014	EUT Type: Portable Handset		Page 34 of 179

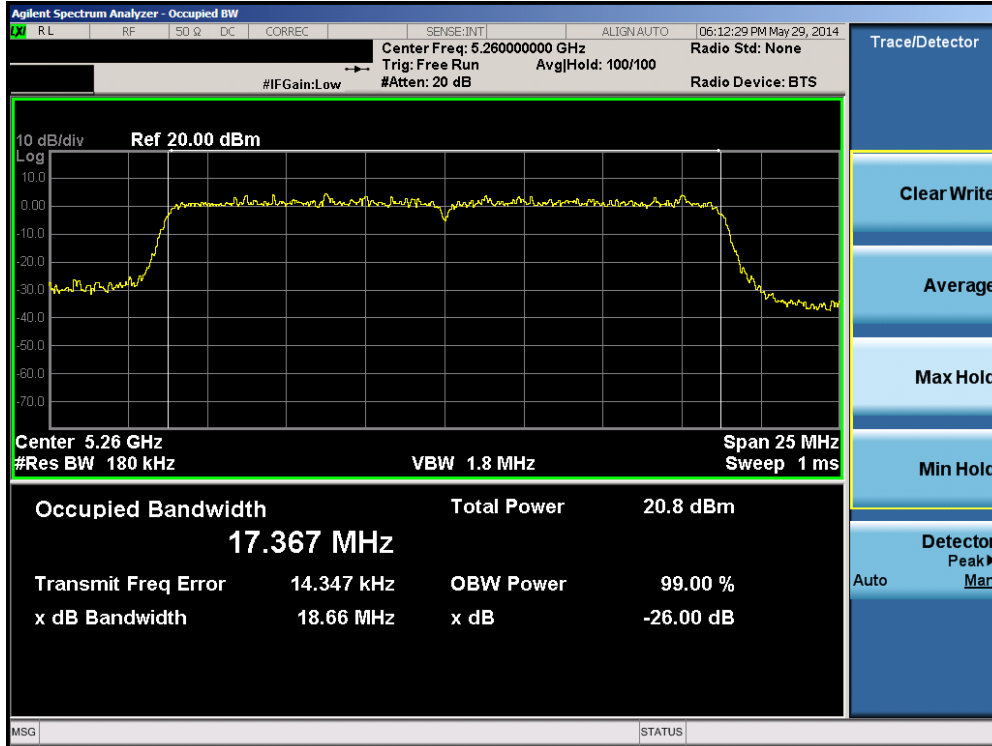


Plot 6-40. 26dB Bandwidth Plot (802.11a (UNII Band 2A) – Ch. 56)

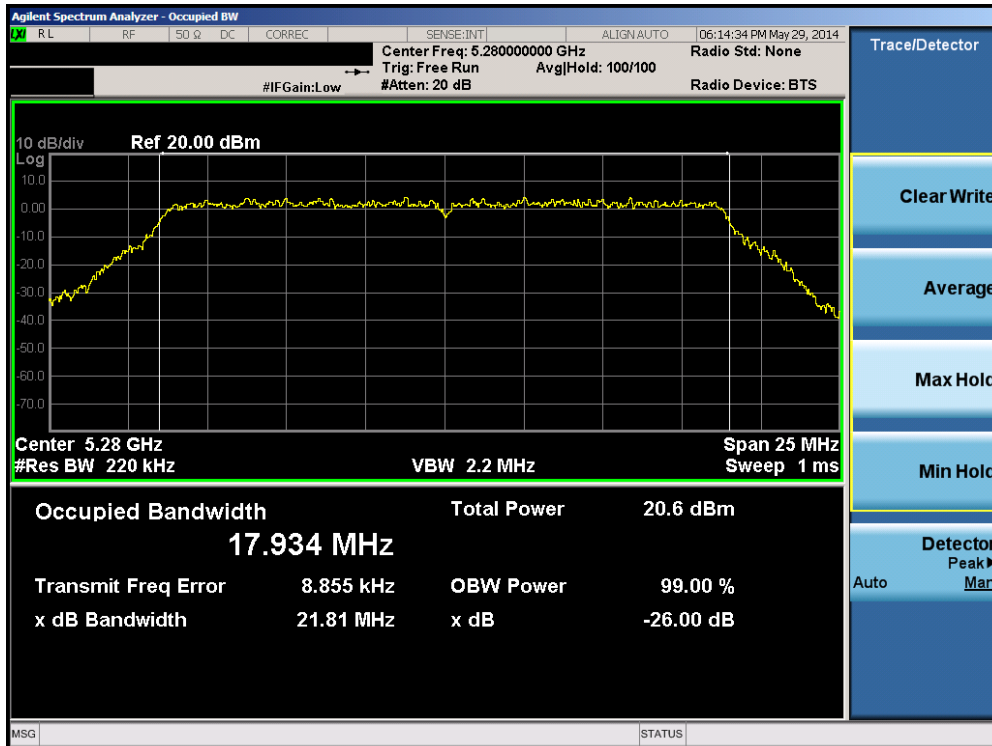


Plot 6-41. 26dB Bandwidth Plot (802.11a (UNII Band 2A) – Ch. 64)

FCC ID: A3LSMG860P		FCC Pt. 15.407 802.11a/n/ac UNII MEASUREMENT REPORT (CERTIFICATION)		Reviewed by: Quality Manager
Test Report S/N: 0Y1405221061.A3L	Test Dates: 5/22 - 6/10/2014	EUT Type: Portable Handset		Page 35 of 179

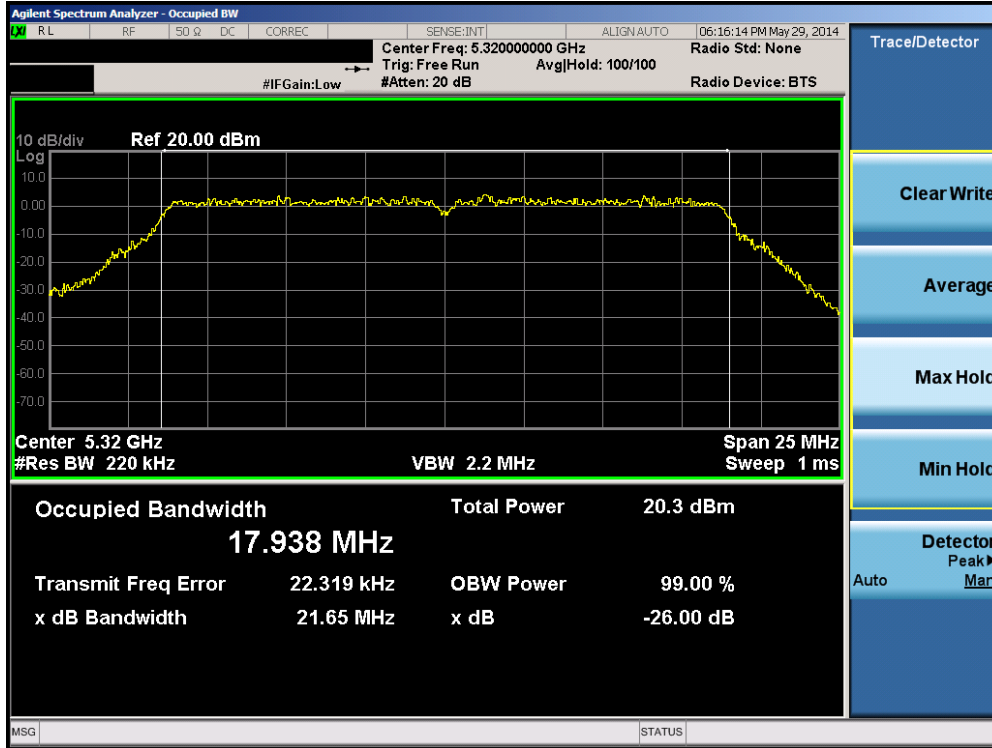


Plot 6-42. 26dB Bandwidth Plot (20MHz BW 802.11n (UNII Band 2A) – Ch. 52)

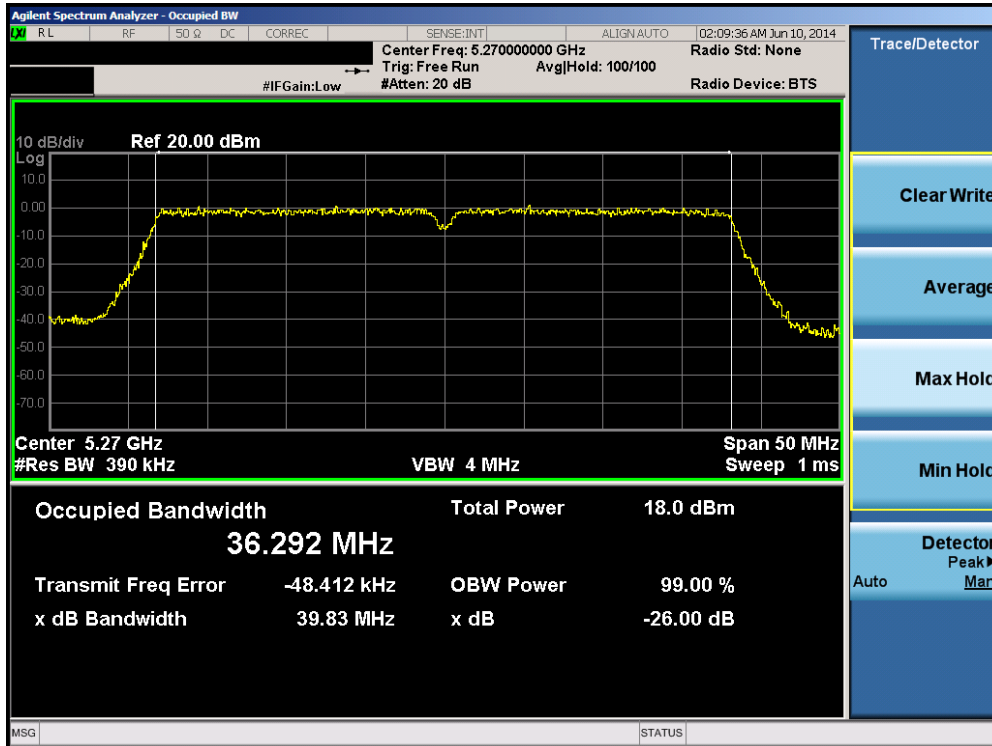


Plot 6-43. 26dB Bandwidth Plot (20MHz BW 802.11n (UNII Band 2A) – Ch. 56)

FCC ID: A3LSMG860P		FCC Pt. 15.407 802.11a/n/ac UNII MEASUREMENT REPORT (CERTIFICATION)		Reviewed by: Quality Manager
Test Report S/N: 0Y1405221061.A3L	Test Dates: 5/22 - 6/10/2014	EUT Type: Portable Handset		Page 36 of 179

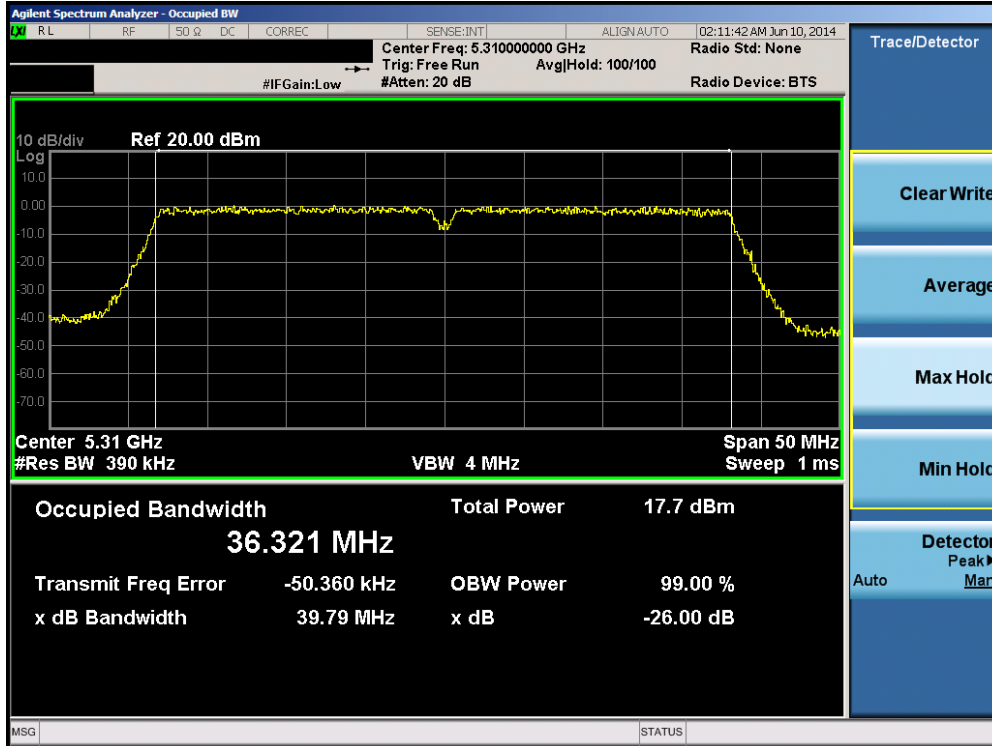


Plot 6-44. 26dB Bandwidth Plot (20MHz BW 802.11n (UNII Band 2A) – Ch. 64)

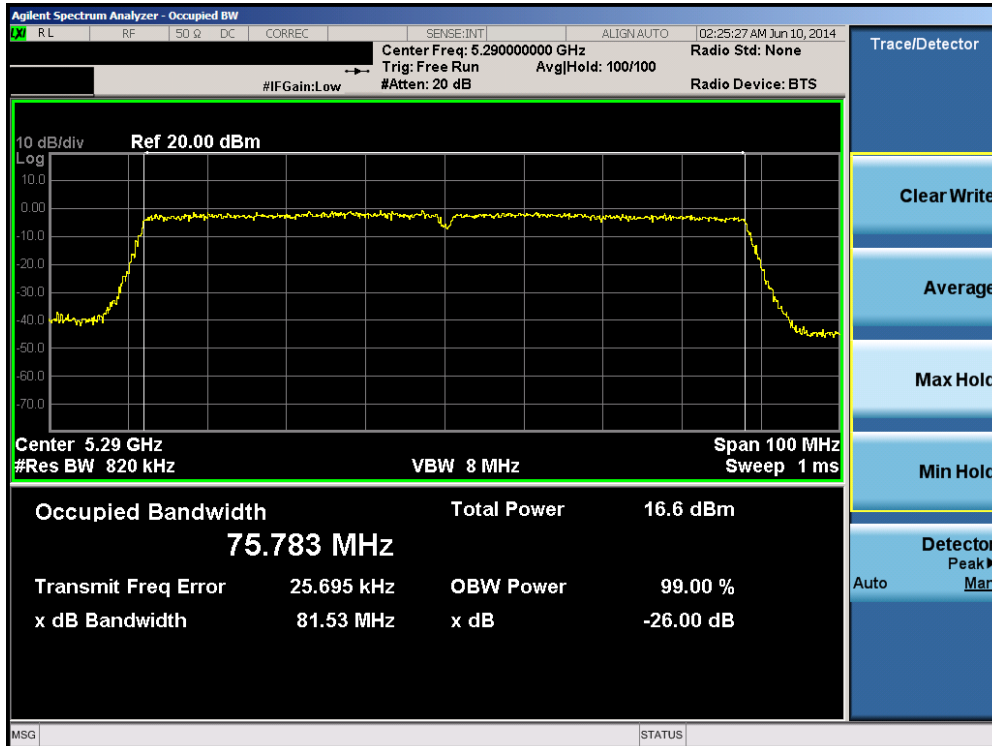


Plot 6-45. 26dB Bandwidth Plot (40MHz BW 802.11n (UNII Band 2A) – Ch. 54)

FCC ID: A3LSMG860P		FCC Pt. 15.407 802.11a/n/ac UNII MEASUREMENT REPORT (CERTIFICATION)		Reviewed by: Quality Manager
Test Report S/N: 0Y1405221061.A3L	Test Dates: 5/22 - 6/10/2014	EUT Type: Portable Handset		Page 37 of 179

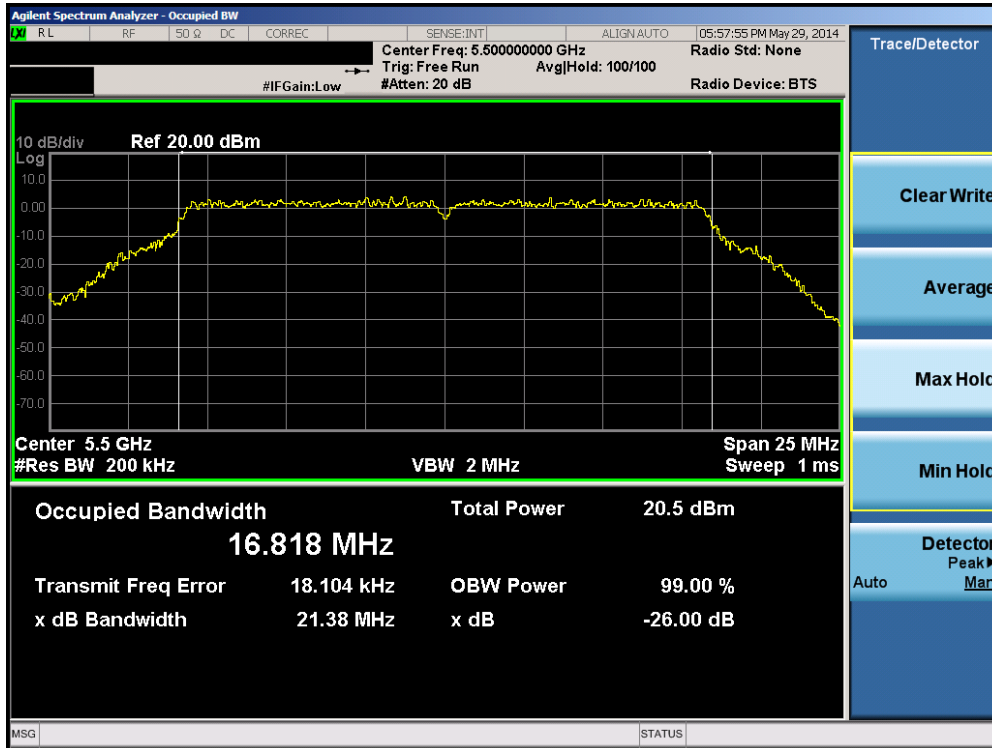


Plot 6-46. 26dB Bandwidth Plot (40MHz BW 802.11n (UNII Band 2A) – Ch. 62)

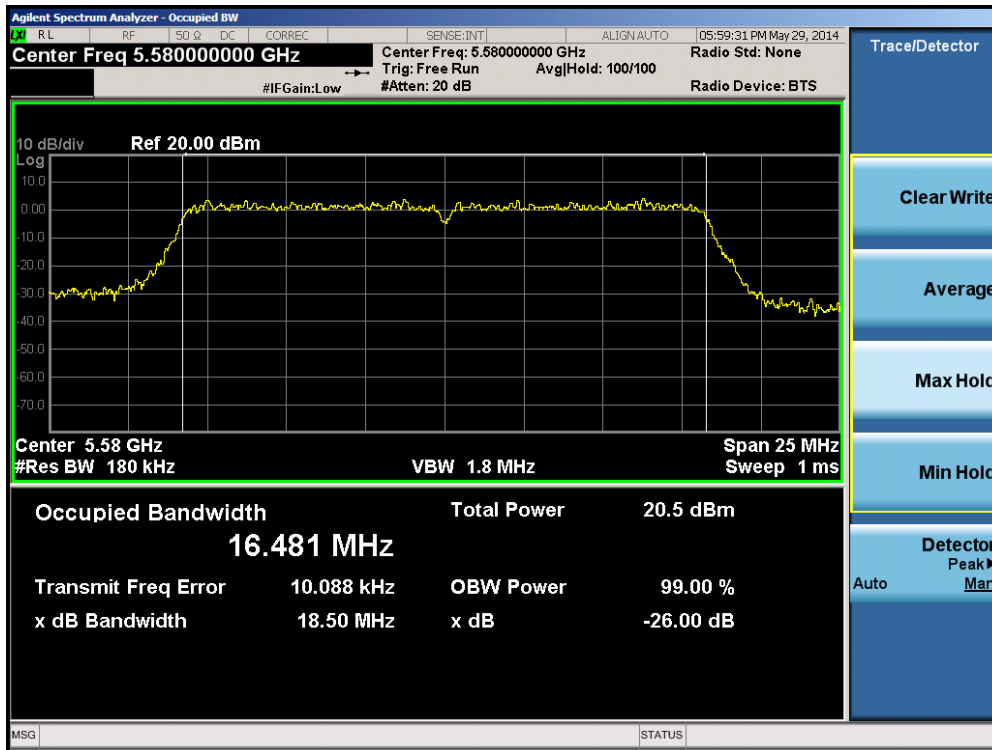


Plot 6-47. 26dB Bandwidth Plot (80MHz BW 802.11ac (UNII Band 2A) – Ch. 58)

FCC ID: A3LSMG860P		FCC Pt. 15.407 802.11a/n/ac UNII MEASUREMENT REPORT (CERTIFICATION)		Reviewed by: Quality Manager
Test Report S/N: 0Y1405221061.A3L	Test Dates: 5/22 - 6/10/2014	EUT Type: Portable Handset		Page 38 of 179

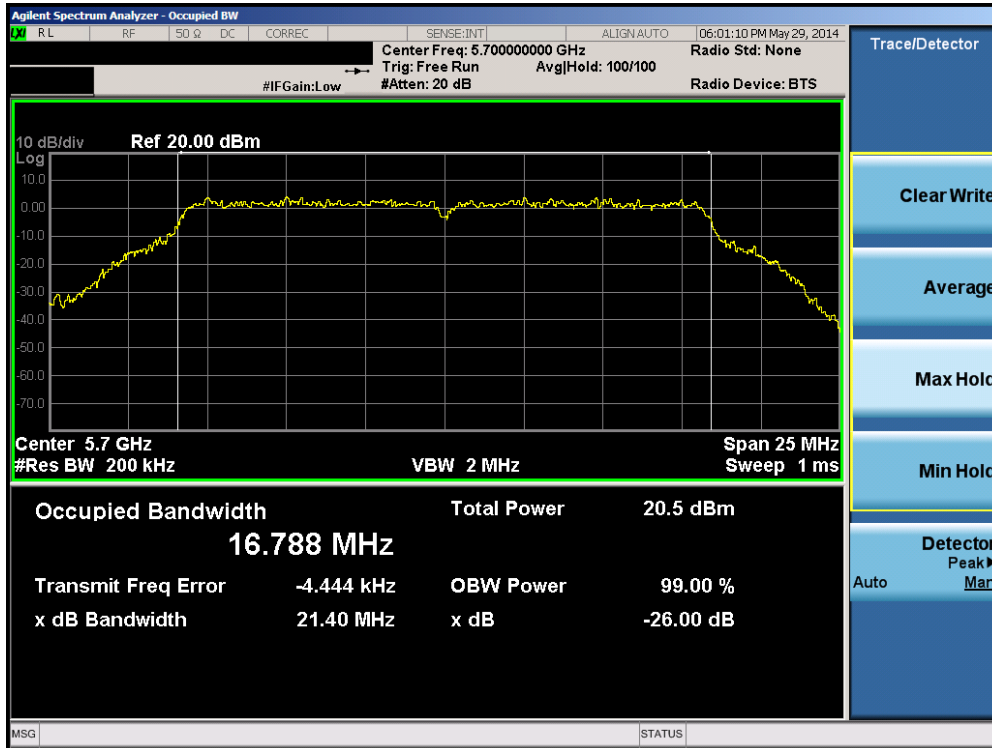


Plot 6-48. 26dB Bandwidth Plot (802.11a (UNII Band 2C) – Ch. 100)

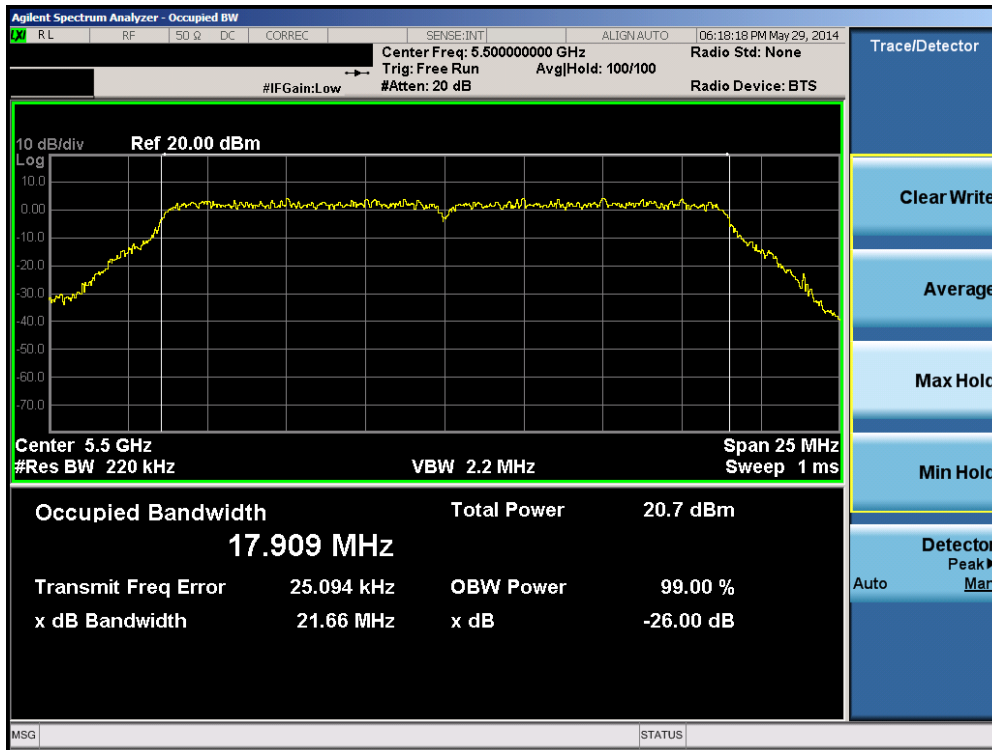


Plot 6-49. 26dB Bandwidth Plot (802.11a (UNII Band 2C) – Ch. 116)

FCC ID: A3LSMG860P		FCC Pt. 15.407 802.11a/n/ac UNII MEASUREMENT REPORT (CERTIFICATION)		Reviewed by: Quality Manager
Test Report S/N: 0Y1405221061.A3L	Test Dates: 5/22 - 6/10/2014	EUT Type: Portable Handset		Page 39 of 179

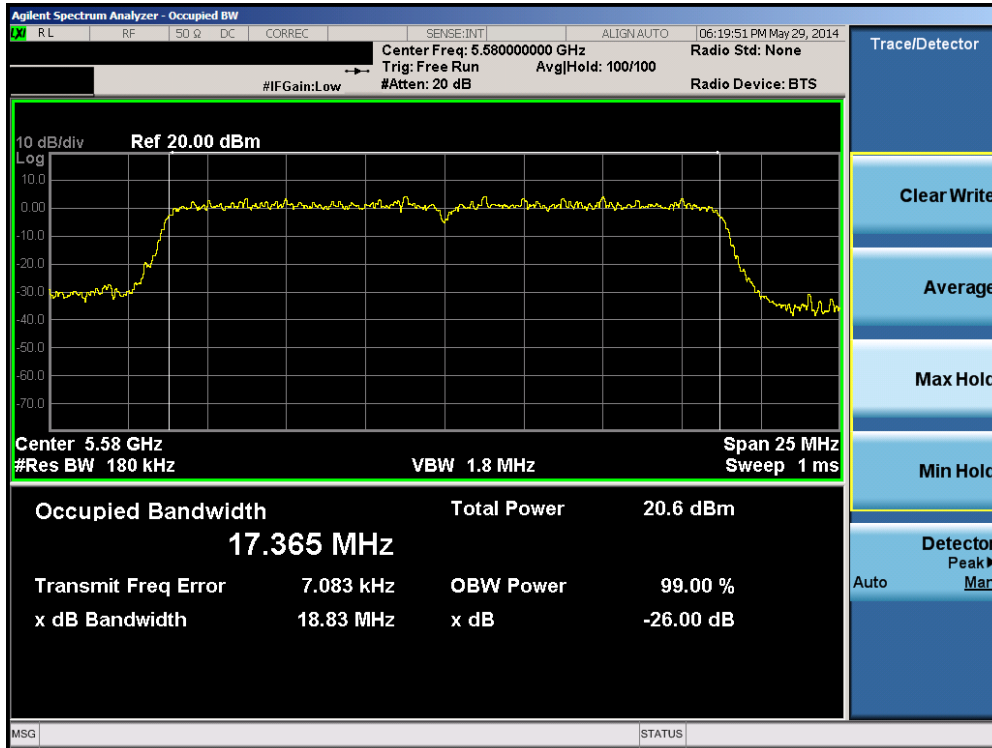


Plot 6-50. 26dB Bandwidth Plot (802.11a (UNII Band 2C) – Ch. 140)

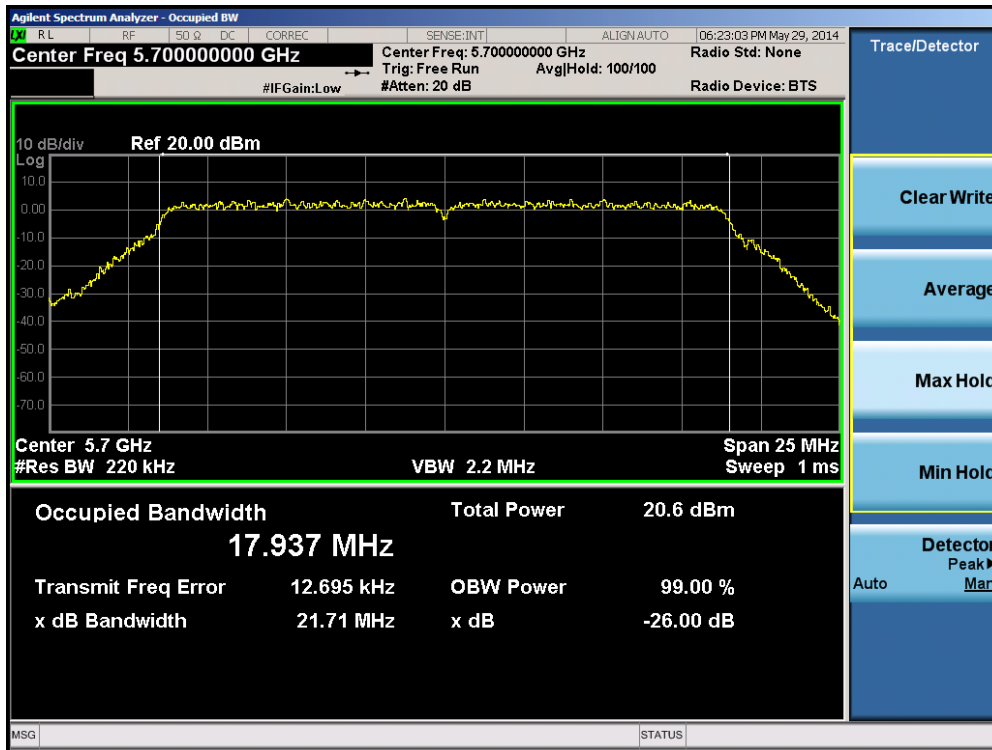


Plot 6-51. 26dB Bandwidth Plot (20MHz BW 802.11n (UNII Band 2C) – Ch. 100)

FCC ID: A3LSMG860P		FCC Pt. 15.407 802.11a/n/ac UNII MEASUREMENT REPORT (CERTIFICATION)		Reviewed by: Quality Manager
Test Report S/N: 0Y1405221061.A3L	Test Dates: 5/22 - 6/10/2014	EUT Type: Portable Handset		Page 40 of 179

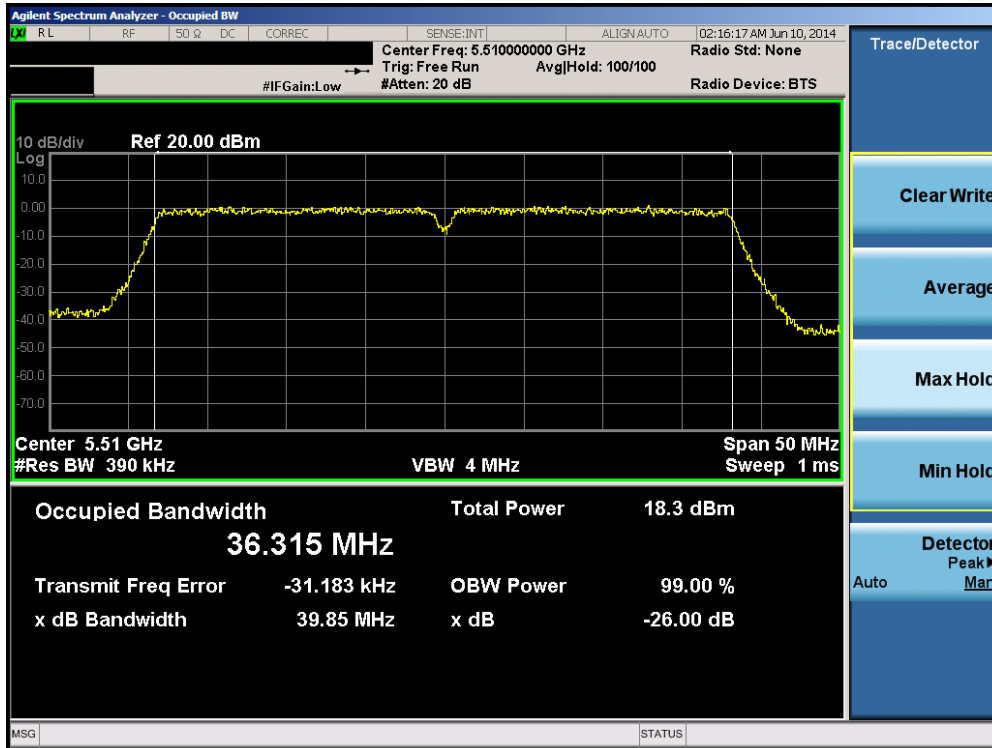


Plot 6-52. 26dB Bandwidth Plot (20MHz BW 802.11n (UNII Band 2C) – Ch. 116)

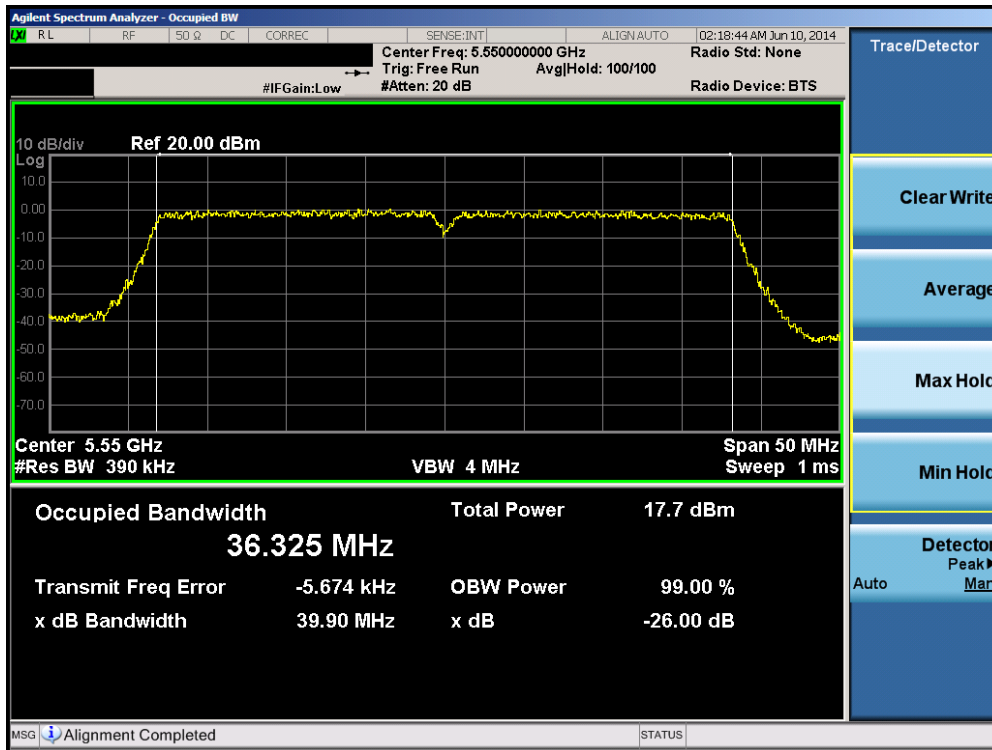


Plot 6-53. 26dB Bandwidth Plot (20MHz BW 802.11n (UNII Band 2C) – Ch. 140)

FCC ID: A3LSMG860P		FCC Pt. 15.407 802.11a/n/ac UNII MEASUREMENT REPORT (CERTIFICATION)		Reviewed by: Quality Manager
Test Report S/N: 0Y1405221061.A3L	Test Dates: 5/22 - 6/10/2014	EUT Type: Portable Handset		Page 41 of 179

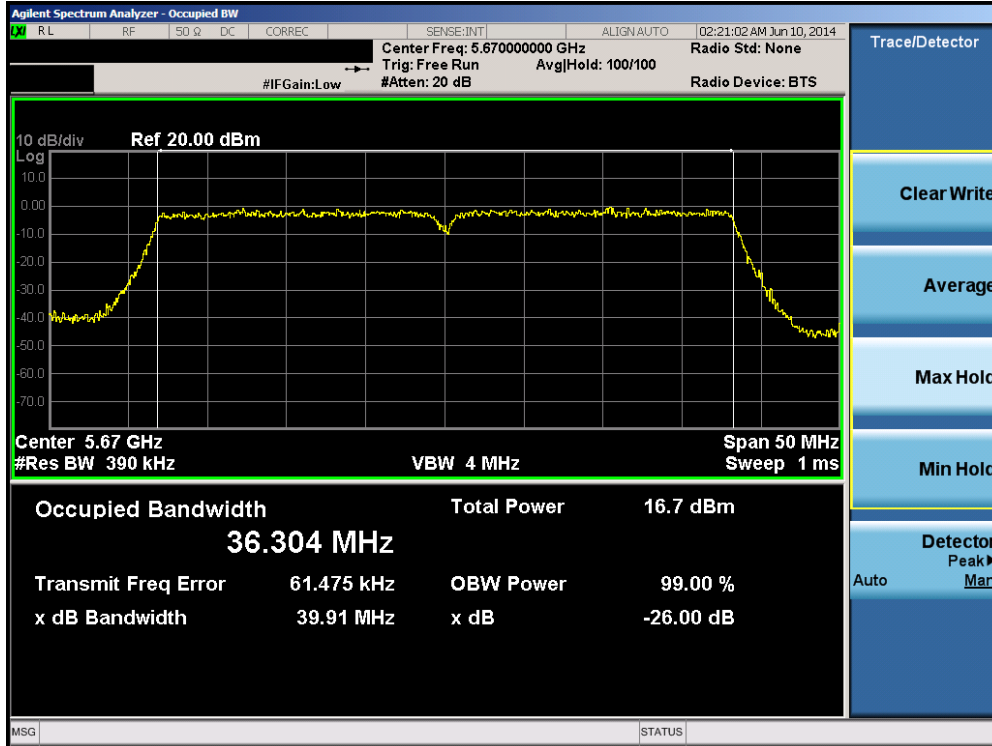


Plot 6-54. 26dB Bandwidth Plot (40MHz BW 802.11n (UNII Band 2C) – Ch. 102)

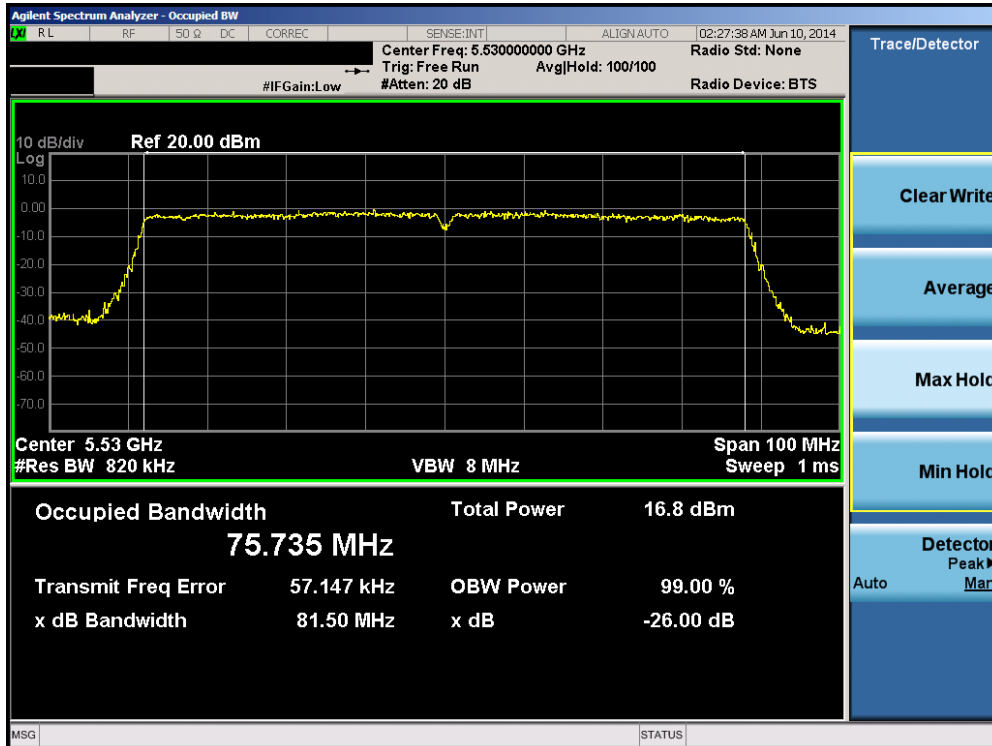


Plot 6-55. 26dB Bandwidth Plot (40MHz BW 802.11n (UNII Band 2C) – Ch. 110)

FCC ID: A3LSMG860P		FCC Pt. 15.407 802.11a/n/ac UNII MEASUREMENT REPORT (CERTIFICATION)		Reviewed by: Quality Manager
Test Report S/N: 0Y1405221061.A3L	Test Dates: 5/22 - 6/10/2014	EUT Type: Portable Handset		Page 42 of 179

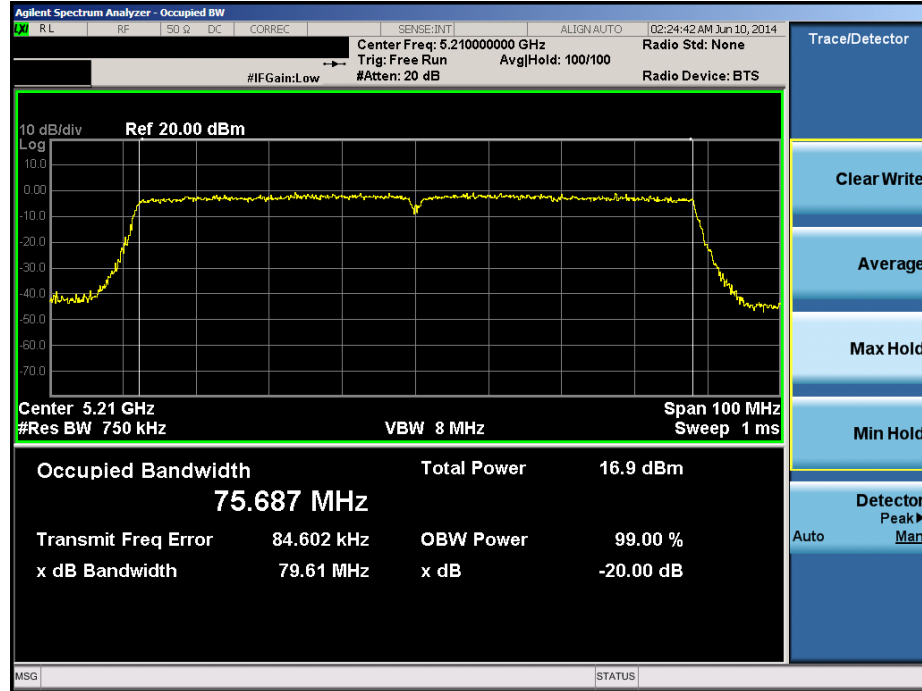


Plot 6-56. 26dB Bandwidth Plot (40MHz BW 802.11n (UNII Band 2C) – Ch. 134)



Plot 6-57. 26dB Bandwidth Plot (80MHz BW 802.11ac (UNII Band 2C) – Ch. 106)

FCC ID: A3LSMG860P		FCC Pt. 15.407 802.11a/n/ac UNII MEASUREMENT REPORT (CERTIFICATION)		Reviewed by: Quality Manager
Test Report S/N: 0Y1405221061.A3L	Test Dates: 5/22 - 6/10/2014	EUT Type: Portable Handset		Page 43 of 179



**Plot 6-58. 20dB Bandwidth Plot (80MHz BW 802.11ac (UNII Band 1) – Ch. 42)**

**Note:** The 20dB bandwidth plot of the UNII Band 1 high channel was found to be within 80MHz and is, therefore, operating solely within the UNII Band 1 frequencies as per KDB 644545 v01r02.

FCC ID: A3LSMG860P		FCC Pt. 15.407 802.11a/n/ac UNII MEASUREMENT REPORT (CERTIFICATION)		Reviewed by: Quality Manager
Test Report S/N: 0Y1405221061.A3L	Test Dates: 5/22 - 6/10/2014	EUT Type: Portable Handset		Page 44 of 179

### 6.3 UNII Output Power Measurement – 802.11a/n/ac §15.407 (a.1)

#### Test Overview and Limits

A transmitter antenna terminal of the EUT is connected to the input of an RF pulse power sensor. Measurement is made using a broadband average power meter while the EUT is operating at its maximum duty cycle (>98%), at its maximum power control level, as defined in KDB 789033 v01r04, and at the appropriate frequencies.

*In the 5.15 – 5.25GHz band, the maximum permissible conducted output power is the lesser of 50mW (16.99dBm) and  $4 \text{ dBm} + 10\log_{10}(26\text{dB BW}) = 4 \text{ dBm} + 10\log_{10}(18.40) = 16.65\text{dBm}$ .*

*In the 5.25 – 5.35GHz band, the maximum permissible conducted output power is the lesser of 250mW (23.98dBm) and  $11 \text{ dBm} + 10\log_{10}(26\text{dB BW}) = 11 \text{ dBm} + 10\log_{10}(18.30) = 23.62\text{dBm}$ .*

*In the 5.47 – 5.725GHz band, the maximum permissible conducted output power is the lesser of 250mW (23.98dBm) and  $11 \text{ dBm} + 10\log_{10}(26\text{dB BW}) = 11 \text{ dBm} + 10\log_{10}(18.39) = 23.65\text{dBm}$ .*

#### Test Procedure Used

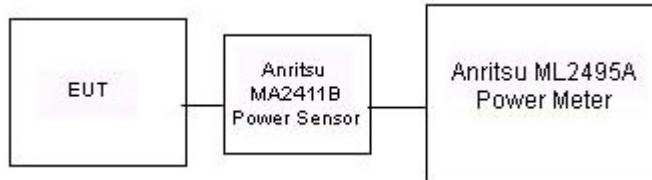
KDB 789033 v01r04 – Section E)3)b) Method PM-G

#### Test Settings

Average power measurements were performed only when the EUT was transmitting at its maximum power control level using a broadband power meter with a pulse sensor. The power meter implemented triggering and gating capabilities which were set up such that power measurements were recorded only during the ON time of the transmitter. The trace was averaged over 100 traces to obtain the final measured average power.

#### Test Setup



The EUT and measurement equipment were set up as shown in the diagram below.



**Figure 6-2. Test Instrument & Measurement Setup**

#### Test Notes

None

FCC ID: A3LSMG860P		FCC Pt. 15.407 802.11a/n/ac UNII MEASUREMENT REPORT (CERTIFICATION)		Reviewed by: Quality Manager
Test Report S/N: 0Y1405221061.A3L	Test Dates: 5/22 - 6/10/2014	EUT Type: Portable Handset	Page 45 of 179	



## Antenna-1 Conducted Output Power Measurements

Mode	Freq [MHz]	Channel	Detector	802.11a Conducted Power [dBm]							
				Data Rate [Mbps]							
				6	9	12	18	24	36	48	54
802.11a	5180	36	AVG	12.19	12.00	11.94	11.97	12.15	12.04	12.32	12.11
802.11a	5200	40	AVG	12.23	12.08	12.01	12.00	12.21	12.11	12.36	12.17
802.11a	5220	44	AVG	12.17	12.00	11.87	11.95	12.13	12.01	12.35	12.11
802.11a	5240	48	AVG	12.22	12.00	11.95	12.01	12.15	12.10	12.31	12.16
802.11a	5260	52	AVG	12.32	11.75	11.73	11.71	11.85	11.79	12.06	11.70
802.11a	5280	56	AVG	12.25	11.68	11.71	11.70	11.86	11.70	11.99	11.71
802.11a	5300	60	AVG	12.33	11.77	11.68	11.69	11.91	11.84	12.11	11.77
802.11a	5320	64	AVG	12.40	11.76	11.77	11.71	11.91	11.93	12.15	11.86
802.11a	5500	100	AVG	11.64	11.60	11.76	11.68	11.89	11.80	12.05	11.77
802.11a	5520	104	AVG	11.68	11.60	11.83	11.76	11.97	11.87	12.00	11.83
802.11a	5540	108	AVG	11.81	11.83	11.94	11.81	11.99	11.99	11.98	11.95
802.11a	5560	112	AVG	11.70	11.66	11.89	11.73	11.92	11.81	11.97	11.81
802.11a	5580	116	AVG	11.80	11.77	11.97	11.83	12.04	11.90	11.95	11.97
802.11a	5660	132	AVG	11.80	11.72	11.93	11.75	12.04	11.91	11.95	11.90
802.11a	5680	136	AVG	11.56	11.54	11.60	11.63	11.88	11.73	12.01	11.66
802.11a	5700	140	AVG	11.50	11.46	11.69	11.49	11.74	11.61	11.90	11.64

Table 6-4. 802.11a (UNII) Maximum Conducted Output Power

Mode	Freq [MHz]	Channel	Detector	20MHz BW 802.11n (5GHz) Conducted Power [dBm]							
				Data Rate [Mbps]							
				6.5	13	19.5	26	39	52	58.5	65
802.11n	5180	36	AVG	11.71	12.03	11.92	12.19	12.22	12.18	12.24	12.20
802.11n	5200	40	AVG	11.61	11.97	11.83	12.07	12.16	12.13	12.11	12.17
802.11n	5220	44	AVG	11.67	11.91	11.89	12.08	12.17	12.13	12.18	12.17
802.11n	5240	48	AVG	11.52	11.79	11.77	11.99	12.04	12.01	12.02	12.06
802.11n	5260	52	AVG	11.51	11.39	11.39	11.85	11.75	11.70	11.76	11.80
802.11n	5280	56	AVG	12.19	12.01	12.09	12.49	12.42	12.38	12.43	12.48
802.11n	5300	60	AVG	12.10	11.90	11.98	12.45	12.34	12.38	12.37	12.35
802.11n	5320	64	AVG	12.11	11.97	12.01	12.48	12.43	12.40	12.38	12.38
802.11n	5500	100	AVG	11.32	11.31	11.29	11.59	11.60	11.60	11.57	11.58
802.11n	5520	104	AVG	11.35	11.32	11.32	11.65	11.62	11.72	11.60	11.56
802.11n	5540	108	AVG	11.31	11.34	11.28	11.60	11.59	11.58	11.62	11.57
802.11n	5560	112	AVG	11.37	11.35	11.36	11.64	11.59	11.64	11.62	11.63
802.11n	5580	116	AVG	11.42	11.50	11.46	11.67	11.65	11.72	11.75	11.70
802.11n	5660	132	AVG	11.34	11.34	11.31	11.61	11.67	11.61	11.60	11.57
802.11n	5680	136	AVG	11.15	11.10	11.10	11.40	11.45	11.44	11.45	11.43
802.11n	5700	140	AVG	11.08	11.01	11.13	11.28	11.36	11.37	11.26	11.41

Table 6-5. 20MHz BW 802.11n (UNII) Maximum Conducted Output Power

FCC ID: A3LSMG860P		FCC Pt. 15.407 802.11a/n/ac UNII MEASUREMENT REPORT (CERTIFICATION)		Reviewed by: Quality Manager
Test Report S/N: 0Y1405221061.A3L	Test Dates: 5/22 - 6/10/2014	EUT Type: Portable Handset	Page 46 of 179	

Mode	Freq [MHz]	Channel	Detector	40MHz BW 802.11n (5GHz) Conducted Power [dBm]							
				Data Rate [Mbps]							
				13.5	27	40.5	54	81	108	121.5	135
802.11n	5190	38	AVG	11.70	11.76	11.64	11.75	11.80	12.06	12.00	11.90
802.11n	5230	46	AVG	11.52	11.52	11.51	11.62	11.70	11.83	11.88	11.77
802.11n	5270	54	AVG	12.14	12.20	12.00	12.35	12.29	12.17	12.28	12.29
802.11n	5310	62	AVG	12.01	12.08	11.87	12.27	12.22	12.05	12.14	12.19
802.11n	5510	102	AVG	11.59	11.55	11.43	11.70	11.81	11.66	11.75	11.69
802.11n	5550	110	AVG	11.60	11.56	11.44	11.68	11.78	11.67	11.79	11.73
802.11n	5670	134	AVG	11.70	11.63	11.55	11.74	11.99	11.78	11.86	11.76

Table 6-6. 40MHz BW 802.11n (UNII) Maximum Conducted Output Power

20MHz BW 802.11ac (5GHz) Conducted Power [dBm]				
Mode	Freq [MHz]	Channel	Detector	Data Rate
				6.5 Mbps
802.11ac	5180	36	AVG	12.11
802.11ac	5200	40	AVG	12.08
802.11ac	5240	48	AVG	11.90
802.11ac	5260	52	AVG	11.59
802.11ac	5280	56	AVG	11.51
802.11ac	5320	64	AVG	11.55
802.11ac	5500	100	AVG	11.85
802.11ac	5580	116	AVG	12.04
802.11ac	5700	140	AVG	11.90

Table 6-7. 20MHz BW 802.11ac (UNII) Maximum Conducted Output Power

40MHz BW 802.11ac (5GHz) Conducted Power [dBm]				
Mode	Freq [MHz]	Channel	Detector	Data Rate
				13.5 Mbps
802.11ac	5190	38	AVG	11.82
802.11ac	5230	46	AVG	11.50
802.11ac	5270	54	AVG	12.14
802.11ac	5310	62	AVG	12.09
802.11ac	5510	102	AVG	11.95
802.11ac	5550	110	AVG	11.62
802.11ac	5670	134	AVG	11.59

Table 6-7. 40MHz BW 802.11ac (UNII) Maximum Conducted Output Power

Mode	Freq [MHz]	Channel	Detector	80MHz BW 802.11ac (5GHz) Conducted Power [dBm]									
				Data Rate [Mbps]									
				29.3	58.5	87.8	117	175.5	234	263.3	292.5	351	390
802.11ac	5210	42	AVG	10.95	11.10	11.14	10.80	10.67	10.80	10.50	10.55	10.62	10.52
802.11ac	5290	58	AVG	11.20	11.07	11.11	11.43	11.44	11.42	11.38	11.23	11.23	11.44
802.11ac	5530	106	AVG	11.30	11.20	11.33	11.35	11.39	11.25	11.28	11.25	11.11	11.14

Table 6-8. 80MHz BW 802.11ac (UNII) Maximum Conducted Output Power



## Antenna-2 Conducted Output Power Measurements

Mode	Freq [MHz]	Channel	Detector	802.11a Conducted Power [dBm]							
				Data Rate [Mbps]							
				6	9	12	18	24	36	48	54
802.11a	5180	36	AVG	12.11	11.88	11.77	11.81	12.23	12.13	12.42	12.18
802.11a	5200	40	AVG	12.23	12.02	11.85	11.94	12.35	12.19	12.47	12.24
802.11a	5220	44	AVG	12.38	12.11	12.09	12.02	12.49	12.41	12.48	12.47
802.11a	5240	48	AVG	12.48	12.25	12.11	12.20	12.49	12.48	12.48	12.49
802.11a	5260	52	AVG	11.98	11.86	11.93	11.85	12.15	12.10	12.22	11.95
802.11a	5280	56	AVG	11.86	11.79	11.82	11.72	12.05	11.89	11.99	11.76
802.11a	5300	60	AVG	11.91	11.86	11.84	11.74	12.09	12.00	12.12	11.88
802.11a	5320	64	AVG	11.88	11.77	11.82	11.77	12.04	11.98	12.08	11.85
802.11a	5500	100	AVG	11.70	11.80	11.76	11.79	11.91	11.80	11.96	11.79
802.11a	5520	104	AVG	11.62	11.67	11.64	11.65	11.87	11.78	11.92	11.65
802.11a	5540	108	AVG	11.70	11.79	11.76	11.81	11.89	11.87	11.95	11.80
802.11a	5560	112	AVG	11.60	11.76	11.70	11.66	11.80	11.67	11.78	11.72
802.11a	5580	116	AVG	11.89	12.02	12.00	11.94	12.07	12.02	12.00	12.07
802.11a	5660	132	AVG	11.62	11.67	11.67	11.64	11.90	11.73	11.89	11.69
802.11a	5680	136	AVG	11.70	11.75	11.71	11.71	11.95	11.77	12.03	11.81
802.11a	5700	140	AVG	11.51	11.62	11.53	11.60	11.77	11.58	11.81	11.64

Table 6-9. 802.11a (UNII) Maximum Conducted Output Power

Mode	Freq [MHz]	Channel	Detector	20MHz BW 802.11n (5GHz) Conducted Power [dBm]							
				Data Rate [Mbps]							
				6.5	13	19.5	26	39	52	58.5	65
802.11n	5180	36	AVG	11.75	11.80	11.79	12.13	12.14	12.17	12.29	12.33
802.11n	5200	40	AVG	12.11	12.13	12.14	12.48	12.48	12.47	12.46	12.47
802.11n	5220	44	AVG	12.14	12.17	12.16	12.48	12.47	12.47	12.48	12.47
802.11n	5240	48	AVG	12.22	12.30	12.27	12.45	12.48	12.48	12.46	12.48
802.11n	5260	52	AVG	11.61	11.67	11.50	12.00	12.02	12.00	12.12	12.09
802.11n	5280	56	AVG	11.75	11.83	11.72	12.11	12.10	12.17	12.20	12.20
802.11n	5300	60	AVG	11.71	11.78	11.60	12.06	12.09	12.07	12.10	12.14
802.11n	5320	64	AVG	11.70	11.76	11.57	12.10	12.08	12.07	12.20	12.16
802.11n	5500	100	AVG	11.57	11.64	11.53	12.02	11.81	11.81	11.82	11.89
802.11n	5520	104	AVG	11.59	11.61	11.53	12.03	11.82	11.85	11.83	11.90
802.11n	5540	108	AVG	11.56	11.65	11.54	12.03	11.81	11.81	11.82	11.90
802.11n	5560	112	AVG	11.51	11.58	11.49	11.95	11.75	11.76	11.69	11.78
802.11n	5580	116	AVG	11.54	11.67	11.41	11.98	11.80	11.74	11.78	11.86
802.11n	5660	132	AVG	11.51	11.61	11.47	11.92	11.77	11.81	11.73	11.84
802.11n	5680	136	AVG	11.52	11.59	11.44	12.02	11.80	11.72	11.83	11.89
802.11n	5700	140	AVG	11.51	11.58	11.42	11.95	11.76	11.78	11.74	11.83

Table 6-10. 20MHz BW 802.11n (UNII) Maximum Conducted Output Power

FCC ID: A3LSMG860P		FCC Pt. 15.407 802.11a/n/ac UNII MEASUREMENT REPORT (CERTIFICATION)		Reviewed by: Quality Manager
Test Report S/N: 0Y1405221061.A3L	Test Dates: 5/22 - 6/10/2014	EUT Type: Portable Handset	Page 48 of 179	

Mode	Freq [MHz]	Channel	Detector	40MHz BW 802.11n (5GHz) Conducted Power [dBm]							
				Data Rate [Mbps]							
				13.5	27	40.5	54	81	108	121.5	135
802.11n	5190	38	AVG	11.60	11.55	11.67	11.67	11.78	11.79	11.81	11.78
802.11n	5230	46	AVG	11.77	11.99	11.93	12.04	12.12	12.21	12.19	12.15
802.11n	5270	54	AVG	12.16	12.02	12.03	12.20	12.20	12.22	12.21	12.20
802.11n	5310	62	AVG	12.08	11.87	11.78	12.14	12.15	12.20	12.09	12.19
802.11n	5510	102	AVG	11.72	11.72	11.64	11.97	12.02	12.05	11.97	12.02
802.11n	5550	110	AVG	11.88	11.87	11.85	11.69	11.67	11.78	11.79	11.56
802.11n	5670	134	AVG	11.57	11.56	11.78	11.59	11.90	11.79	11.59	11.80

**Table 6-11. 40MHz BW 802.11n (UNII) Maximum Conducted Output Power**

20MHz BW 802.11ac (5GHz) Conducted Power [dBm]				
Mode	Freq [MHz]	Channel	Detector	Data Rate
				6.5 Mbps
802.11ac	5180	36	AVG	12.00
802.11ac	5200	40	AVG	12.11
802.11ac	5240	48	AVG	12.25
802.11ac	5260	52	AVG	11.75
802.11ac	5280	56	AVG	11.75
802.11ac	5320	64	AVG	11.65
802.11ac	5500	100	AVG	11.55
802.11ac	5580	116	AVG	11.63
802.11ac	5700	140	AVG	11.51



**Table 6-12. 20MHz BW 802.11ac (UNII) Maximum Conducted Output Power**

40MHz BW 802.11ac (5GHz) Conducted Power [dBm]				
Mode	Freq [MHz]	Channel	Detector	Data Rate
				13.5 Mbps
802.11ac	5190	38	AVG	11.58
802.11ac	5230	46	AVG	11.68
802.11ac	5270	54	AVG	12.15
802.11ac	5310	62	AVG	12.03
802.11ac	5510	102	AVG	11.84
802.11ac	5550	110	AVG	11.82
802.11ac	5670	134	AVG	11.65

**Table 6-7. 40MHz BW 802.11ac (UNII) Maximum Conducted Output Power**

Mode	Freq [MHz]	Channel	Detector	80MHz BW 802.11ac (5GHz) Conducted Power [dBm]									
				Data Rate [Mbps]									
				29.3	58.5	87.8	117	175.5	234	263.3	292.5	351	390
802.11ac	5210	42	AVG	11.30	11.01	11.00	11.35	11.45	11.45	11.47	11.44	11.44	11.49
802.11ac	5290	58	AVG	10.76	10.60	10.78	10.92	10.99	11.00	10.78	10.91	10.91	10.96
802.11ac	5530	106	AVG	10.75	10.50	10.62	10.79	10.92	10.90	10.85	10.75	10.87	10.97

**Table 6-13. 80MHz BW 802.11ac (UNII) Maximum Conducted Output Power**

FCC ID: A3LSMG860P		FCC Pt. 15.407 802.11a/n/ac UNII MEASUREMENT REPORT (CERTIFICATION)		Reviewed by: Quality Manager
Test Report S/N: 0Y1405221061.A3L	Test Dates: 5/22 - 6/10/2014	EUT Type: Portable Handset	Page 49 of 179	

## MIMO Maximum Conducted Output Power Measurements

Mode	Freq [MHz]	Channel	Detector	MCS8		
				ANT1	ANT2	MIMO
802.11n	5180	36	AVG	9.02	9.72	12.39
802.11n	5200	40	AVG	8.84	9.98	12.46
802.11n	5220	44	AVG	8.72	10.03	12.43
802.11n	5240	48	AVG	8.57	10.15	12.44
802.11n	5260	52	AVG	8.01	10.55	12.47
802.11n	5280	56	AVG	7.80	10.60	12.43
802.11n	5300	60	AVG	7.75	10.66	12.45
802.11n	5320	64	AVG	7.71	10.74	12.49
802.11n	5500	100	AVG	7.18	10.29	12.02
802.11n	5520	104	AVG	7.52	10.25	12.11
802.11n	5540	108	AVG	7.49	10.29	12.12
802.11n	5560	112	AVG	7.37	10.21	12.03
802.11n	5580	116	AVG	7.50	10.17	12.05
802.11n	5660	132	AVG	7.49	9.97	11.91
802.11n	5680	136	AVG	7.35	9.94	11.85
802.11n	5700	140	AVG	7.38	9.99	11.89

Table 6-14. MIMO 20MHz BW 802.11n (UNII) Maximum Conducted Output Power

Mode	Freq [MHz]	Channel	Detector	MCS8		
				ANT1	ANT2	MIMO
802.11n	5190	38	AVG	9.52	9.44	12.49
802.11n	5230	46	AVG	9.30	9.62	12.47
802.11n	5270	54	AVG	8.75	10.10	12.49
802.11n	5310	62	AVG	8.65	10.16	12.48
802.11n	5510	102	AVG	7.86	9.08	11.52
802.11n	5550	110	AVG	8.70	9.92	12.36
802.11n	5670	134	AVG	8.75	9.85	12.35

Table 6-15. MIMO 40MHz BW 802.11n (UNII) Maximum Conducted Output Power

20MHz BW 802.11ac (5GHz) Conducted Power [dBm]						
Mode	Freq [MHz]	Channel	Detector	MCS0		
				ANT1	ANT2	MIMO
802.11ac	5180	36	AVG	8.15	9.02	11.62
802.11ac	5200	40	AVG	8.16	8.92	11.57
802.11ac	5240	48	AVG	8.03	9.39	11.77
802.11ac	5260	52	AVG	7.52	9.63	11.71
802.11ac	5280	56	AVG	7.55	9.52	11.66
802.11ac	5320	64	AVG	7.31	9.70	11.68
802.11ac	5500	100	AVG	7.65	9.65	11.77
802.11ac	5580	116	AVG	7.75	9.67	11.83
802.11ac	5700	140	AVG	7.40	9.74	11.74

**Table 6-16. MIMO 20MHz BW 802.11ac (UNII) Maximum Conducted Output Power**

40MHz BW 802.11ac (5GHz) Conducted Power [dBm]						
Mode	Freq [MHz]	Channel	Detector	MCS0		
				ANT1	ANT2	MIMO
802.11ac	5190	38	AVG	9.35	9.42	12.40
802.11ac	5230	46	AVG	9.31	9.60	12.47
802.11ac	5270	54	AVG	8.60	10.10	12.42
802.11ac	5310	62	AVG	8.67	10.15	12.48
802.11ac	5510	102	AVG	8.10	8.90	11.53
802.11ac	5550	110	AVG	8.00	8.96	11.52
802.11ac	5670	134	AVG	8.80	10.00	12.45



**Table 6-7. MIMO 40MHz BW 802.11ac (UNII) Maximum Conducted Output Power**

Mode	Freq [MHz]	Channel	Detector	MCS0		
				ANT1	ANT2	MIMO
802.11ac	5210	42	AVG	7.83	7.79	10.82
802.11ac	5290	58	AVG	7.37	8.40	10.93
802.11ac	5530	106	AVG	7.39	8.33	10.90

**Table 6-17. MIMO 80MHz BW 802.11ac (UNII) Maximum Conducted Output Power**

**Note:**

Measure and Sum Technique per KDB 662911 was used to determined the summed MIMO powers. Powers were measured while the EUT was transmitting with both antennas simultaneously.

FCC ID: A3LSMG860P		FCC Pt. 15.407 802.11a/n/ac UNII MEASUREMENT REPORT (CERTIFICATION)		Reviewed by: Quality Manager
Test Report S/N: 0Y1405221061.A3L	Test Dates: 5/22 - 6/10/2014	EUT Type: Portable Handset	Page 51 of 179	

## 6.4 Peak Power Spectral Density – 802.11a/n/ac §15.407(a.1)(2.5)

### Test Overview and Limit

The spectrum analyzer was connected to the antenna terminal while the EUT was operating at its maximum duty cycle (>98%), at its maximum power control level, as defined in KDB 789033 v01r04, and at the appropriate frequencies. Method SA-1, as defined in KDB 789033 v01r04, was used to measure the power spectral density.

***In the 5.15 – 5.25GHz band, the maximum permissible power spectral density is 4dBm/MHz.***

***In the 5.25 – 5.35GHz and the 5.47 – 5.725GHz bands, the maximum permissible power spectral density is 11dBm/MHz.***

### Test Procedure Used


KDB 789033 v01r04 – Section F

### Test Settings

1. Analyzer was set to the center frequency of the UNII channel under investigation
2. Span was set to encompass the entire emission bandwidth of the signal
3. RBW = 1MHz
4. VBW = 3MHz
5. Number of sweep points  $\geq 2 \times$  (span/RBW)
6. Sweep time = auto
7. Detector = power averaging (RMS)
8. Trigger was set to free run since the EUT was operating at a duty cycle  $\geq 98\%$
9. Trace was averaged over 100 sweeps
10. The peak search function of the spectrum analyzer was used to find the peak of the spectrum.

### Test Setup



The EUT and measurement equipment were set up as shown in the diagram below.



**Figure 6-3. Test Instrument & Measurement Setup**

### Test Notes



None

FCC ID: A3LSMG860P		FCC Pt. 15.407 802.11a/n/ac UNII MEASUREMENT REPORT (CERTIFICATION)		Reviewed by: Quality Manager
Test Report S/N: 0Y1405221061.A3L	Test Dates: 5/22 - 6/10/2014	EUT Type: Portable Handset	Page 52 of 179	

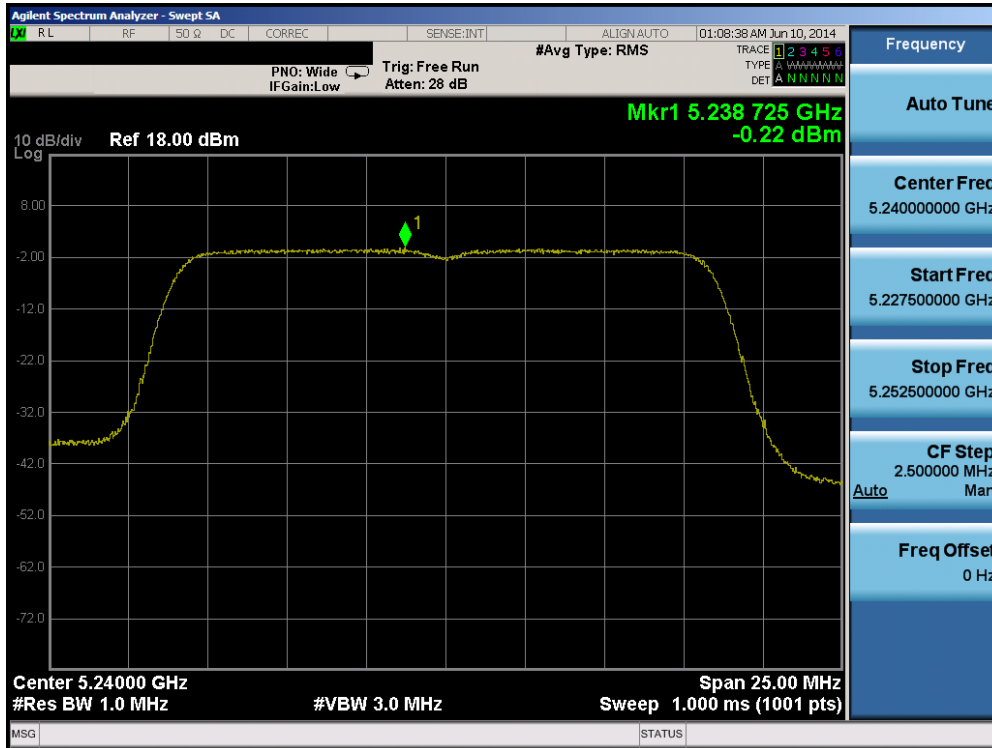
## Antenna-1 Peak Power Spectral Density – 802.11a/n/ac

	Frequency [MHz]	Channel No.	802.11 Mode	Data Rate [Mbps]	Measured Power Density [dBm]	Max Permissible Power Density [dBm/MHz]	Margin [dB]	Pass / Fail
Band 1	5180	36	a	6	-0.11	4.0	-4.11	Pass
	5200	40	a	6	-0.32	4.0	-4.32	Pass
	5240	48	a	6	-0.22	4.0	-4.22	Pass
	5180	36	n (20MHz)	6.5/7.2 (MCS0)	-0.21	4.0	-4.21	Pass
	5200	40	n (20MHz)	6.5/7.2 (MCS0)	-0.24	4.0	-4.24	Pass
	5240	48	n (20MHz)	6.5/7.2 (MCS0)	-0.36	4.0	-4.36	Pass
	5190	38	n (40MHz)	13.5/15 (MCS0)	-1.84	4.0	-5.84	Pass
	5230	46	n (40MHz)	13.5/15 (MCS0)	-1.97	4.0	-5.97	Pass
	5210	42	ac (80MHz)	29.3/32.5 (MCS0)	-6.60	4.0	-10.60	Pass
Band 2A	5260	52	a	6	-0.45	11.0	-11.45	Pass
	5280	56	a	6	-0.75	11.0	-11.75	Pass
	5320	64	a	6	-0.10	11.0	-11.10	Pass
	5260	52	n (20MHz)	6.5/7.2 (MCS0)	-0.83	11.0	-11.83	Pass
	5280	56	n (20MHz)	6.5/7.2 (MCS0)	-0.03	11.0	-11.03	Pass
	5320	64	n (20MHz)	6.5/7.2 (MCS0)	-0.58	11.0	-11.58	Pass
	5270	54	n (40MHz)	13.5/15 (MCS0)	-2.05	11.0	-13.05	Pass
	5310	62	n (40MHz)	13.5/15 (MCS0)	-3.00	11.0	-14.00	Pass
	5290	58	ac (80MHz)	29.3/32.5 (MCS0)	-6.62	11.0	-17.62	Pass
Band 2C	5500	100	a	6	-0.65	11.0	-11.65	Pass
	5580	116	a	6	-0.78	11.0	-11.78	Pass
	5700	140	a	6	-0.52	11.0	-11.52	Pass
	5500	100	n (20MHz)	6.5/7.2 (MCS0)	-0.05	11.0	-11.05	Pass
	5580	116	n (20MHz)	6.5/7.2 (MCS0)	-1.21	11.0	-12.21	Pass
	5700	140	n (20MHz)	6.5/7.2 (MCS0)	-0.92	11.0	-11.92	Pass
	5510	102	n (40MHz)	13.5/15 (MCS0)	-2.42	11.0	-13.42	Pass
	5550	110	n (40MHz)	13.5/15 (MCS0)	-2.26	11.0	-13.26	Pass
	5670	134	n (40MHz)	13.5/15 (MCS0)	-3.09	11.0	-14.09	Pass
	5530	106	ac (80MHz)	29.3/32.5 (MCS0)	-6.02	11.0	-17.02	Pass

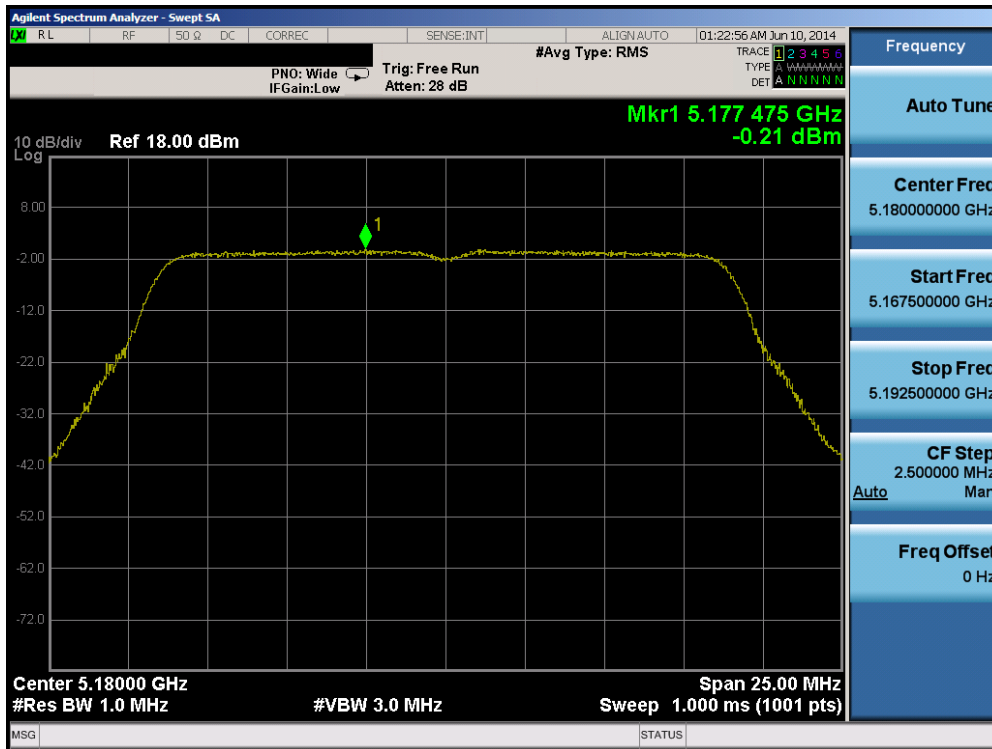
**Table 6-18. Conducted Power Spectral Density Measurements**

FCC ID: A3LSMG860P		FCC Pt. 15.407 802.11a/n/ac UNII MEASUREMENT REPORT (CERTIFICATION)		Reviewed by: Quality Manager
Test Report S/N: 0Y1405221061.A3L	Test Dates: 5/22 - 6/10/2014	EUT Type: Portable Handset	Page 53 of 179	



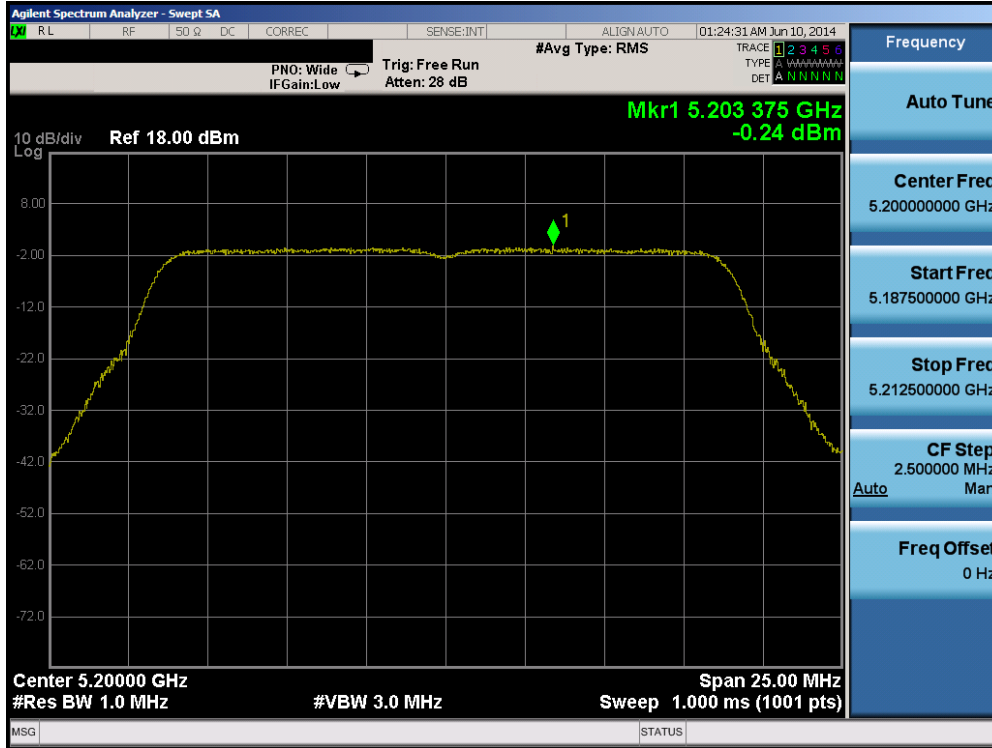


Plot 6-61. Peak Power Spectral Density Plot (802.11a (UNII Band 1) – Ch. 48)

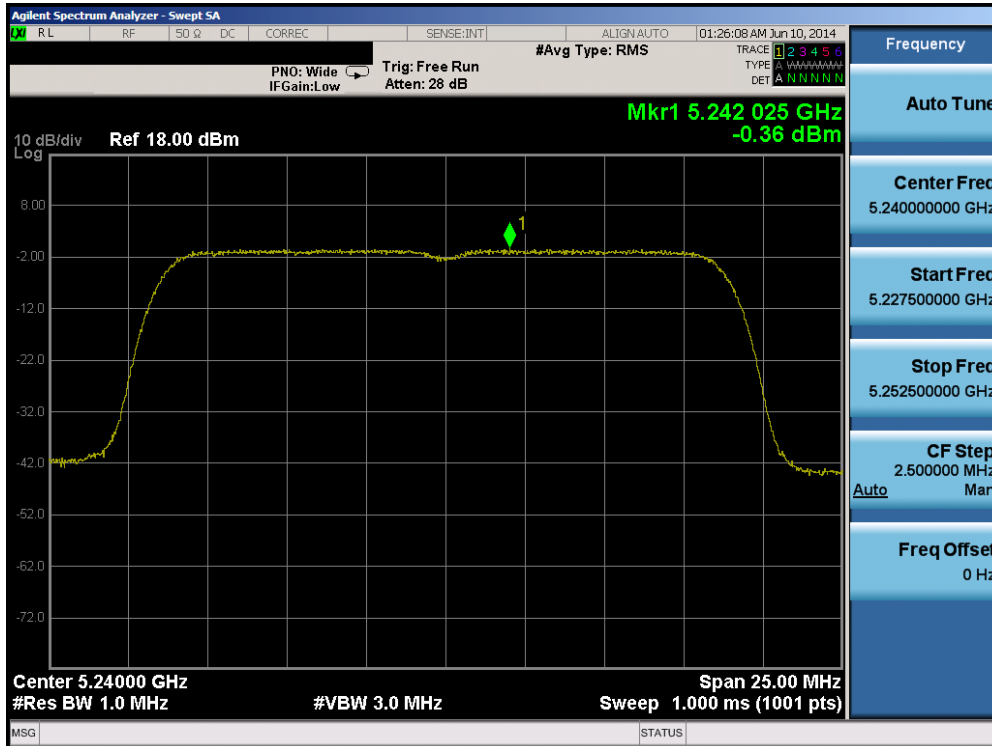


Plot 6-62. Peak Power Spectral Density Plot (20MHz BW 802.11n (UNII Band 1) – Ch. 36)

FCC ID: A3LSMG860P		FCC Pt. 15.407 802.11a/n/ac UNII MEASUREMENT REPORT (CERTIFICATION)		Reviewed by: Quality Manager
Test Report S/N: 0Y1405221061.A3L	Test Dates: 5/22 - 6/10/2014	EUT Type: Portable Handset		Page 55 of 179

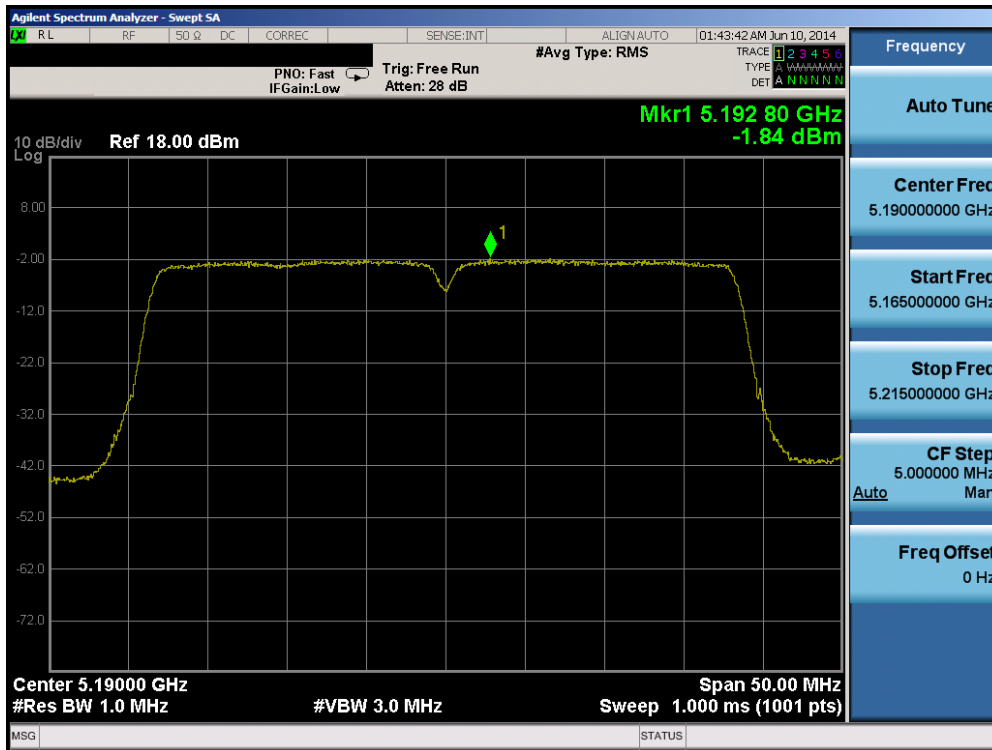


Plot 6-63. Peak Power Spectral Density Plot (20MHz BW 802.11n (UNII Band 1) – Ch. 40)

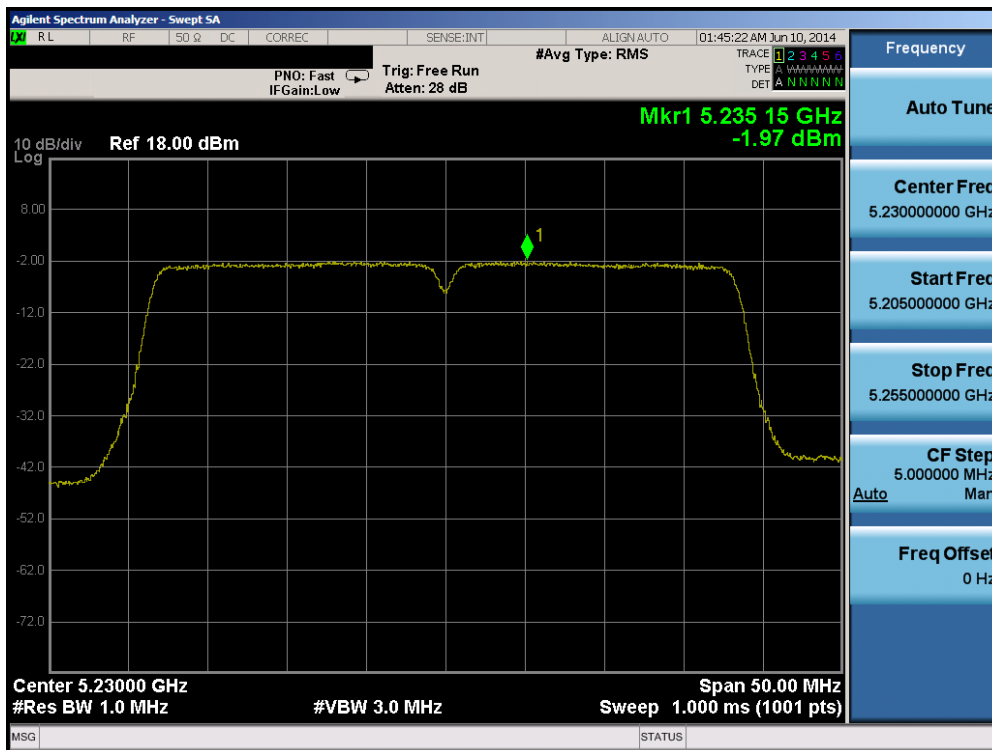


Plot 6-64. Peak Power Spectral Density Plot (20MHz BW 802.11n (UNII Band 1) – Ch. 48)

FCC ID: A3LSMG860P		FCC Pt. 15.407 802.11a/n/ac UNII MEASUREMENT REPORT (CERTIFICATION)		Reviewed by: Quality Manager
Test Report S/N: 0Y1405221061.A3L	Test Dates: 5/22 - 6/10/2014	EUT Type: Portable Handset		Page 56 of 179



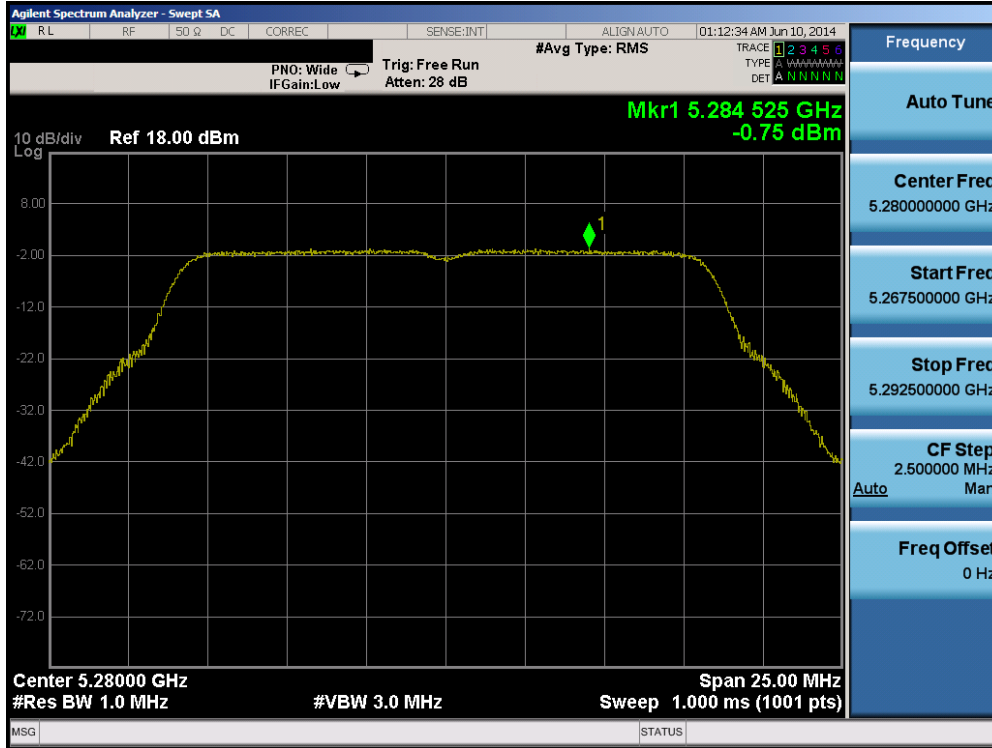
Plot 6-65. Peak Power Spectral Density Plot (40MHz BW 802.11n (UNII Band 1) – Ch. 38)



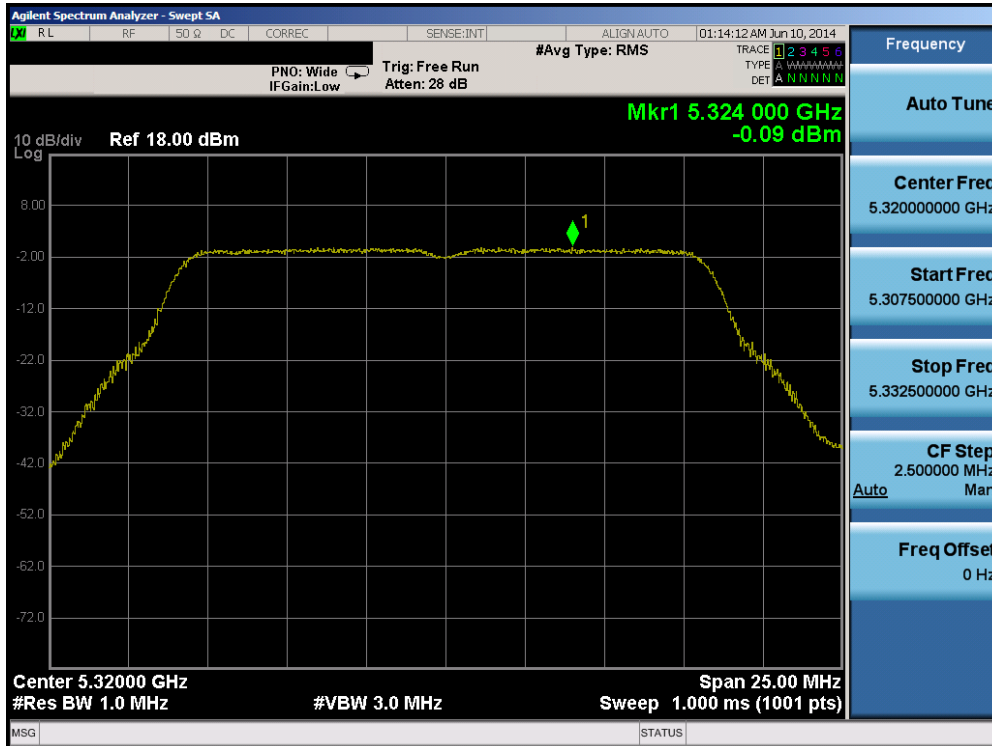
Plot 6-66. Peak Power Spectral Density Plot (40MHz BW 802.11n (UNII Band 1) – Ch. 46)

FCC ID: A3LSMG860P		FCC Pt. 15.407 802.11a/n/ac UNII MEASUREMENT REPORT (CERTIFICATION)		Reviewed by: Quality Manager
Test Report S/N: 0Y1405221061.A3L	Test Dates: 5/22 - 6/10/2014	EUT Type: Portable Handset		Page 57 of 179



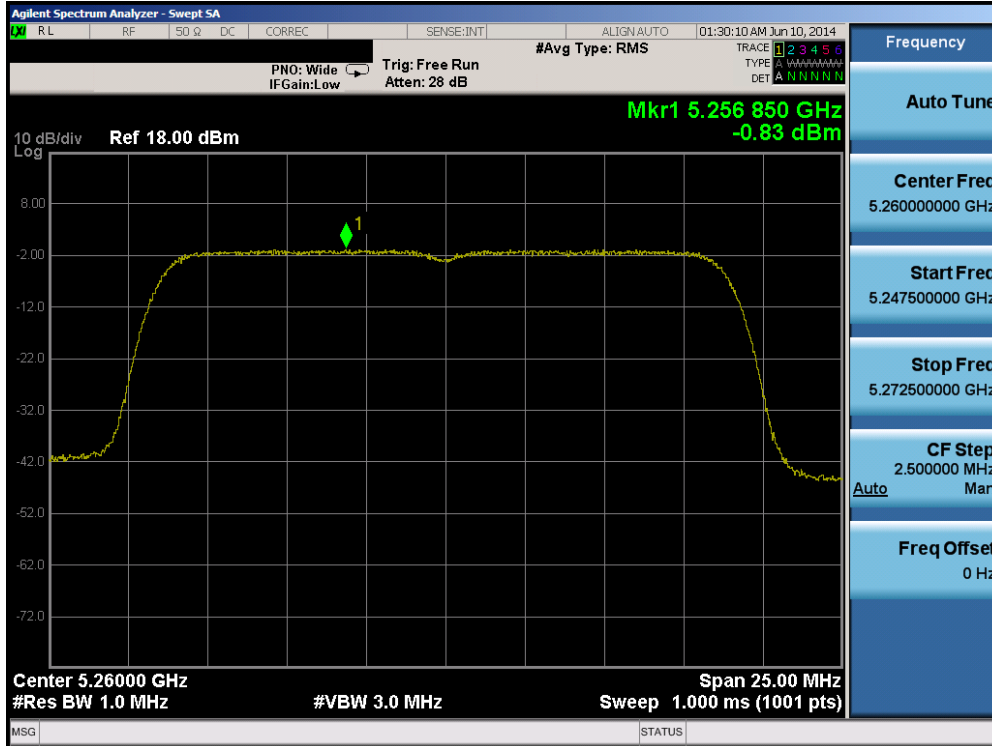


Plot 6-69. Peak Power Spectral Density Plot (802.11a (UNII Band 2A) – Ch. 56)

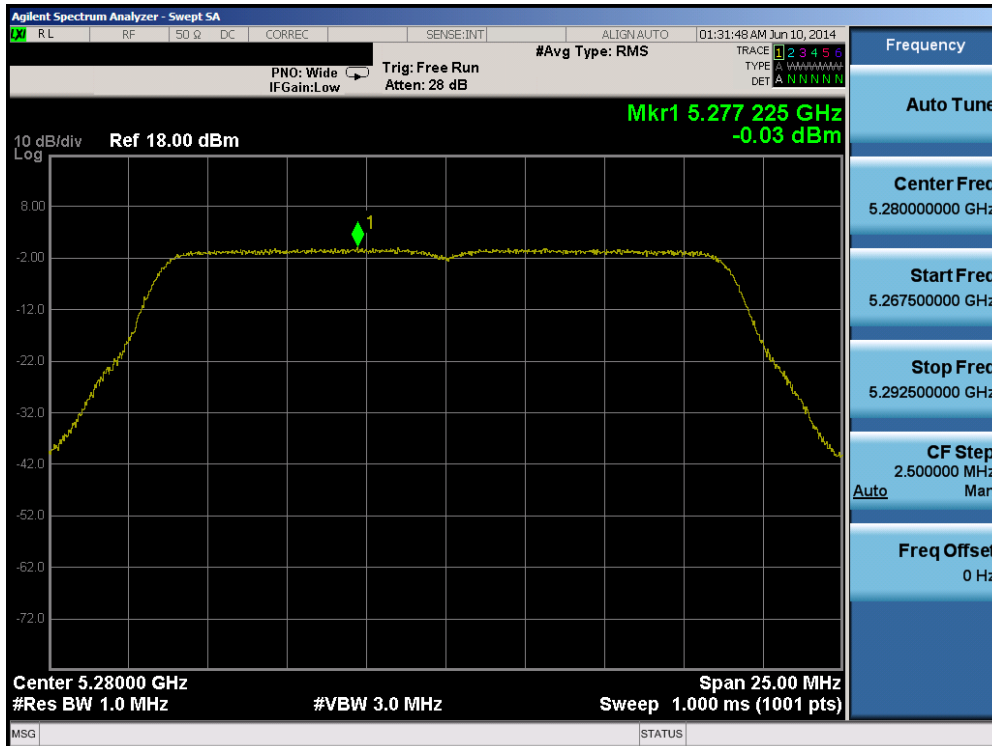


Plot 6-70. Peak Power Spectral Density Plot (802.11a (UNII Band 2A) – Ch. 64)

FCC ID: A3LSMG860P		FCC Pt. 15.407 802.11a/n/ac UNII MEASUREMENT REPORT (CERTIFICATION)		Reviewed by: Quality Manager
Test Report S/N: 0Y1405221061.A3L	Test Dates: 5/22 - 6/10/2014	EUT Type: Portable Handset		Page 59 of 179

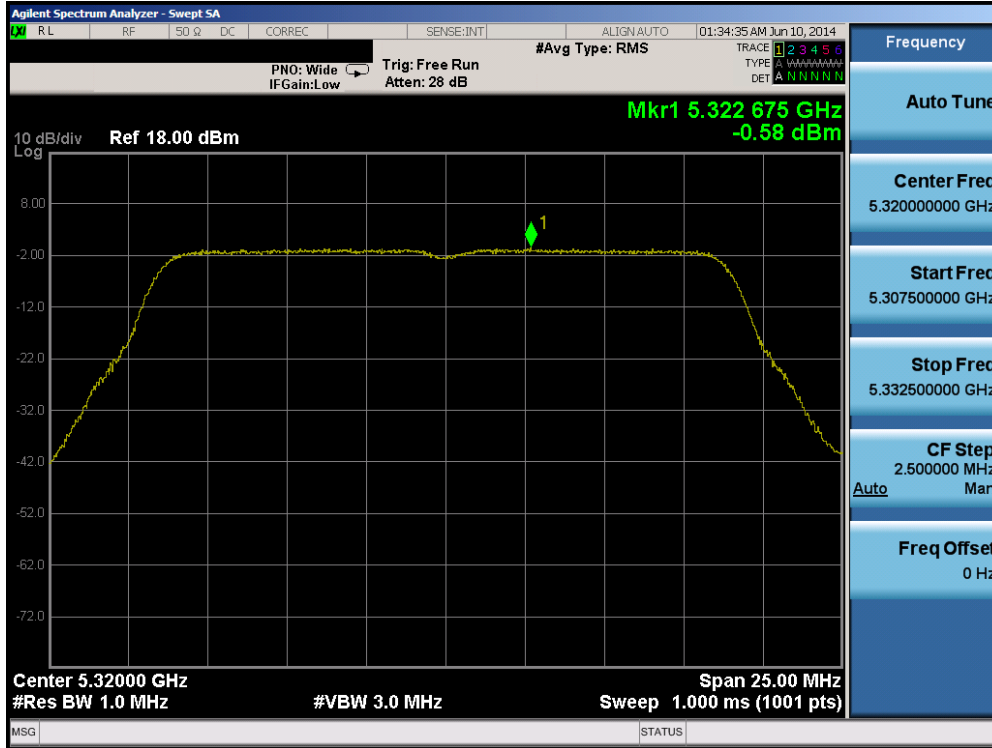


Plot 6-71. Peak Power Spectral Density Plot (20MHz BW 802.11n (UNII Band 2A) – Ch. 52)

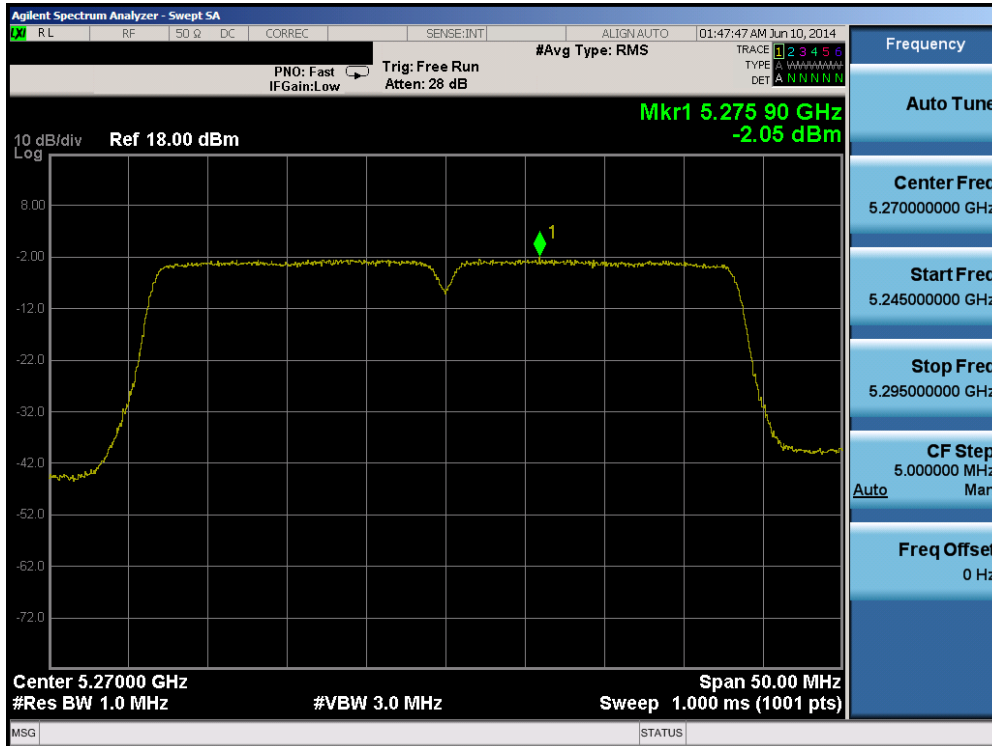


Plot 6-72. Peak Power Spectral Density Plot (20MHz BW 802.11n (UNII Band 2A) – Ch. 56)

FCC ID: A3LSMG860P		FCC Pt. 15.407 802.11a/n/ac UNII MEASUREMENT REPORT (CERTIFICATION)		Reviewed by: Quality Manager
Test Report S/N: 0Y1405221061.A3L	Test Dates: 5/22 - 6/10/2014	EUT Type: Portable Handset		Page 60 of 179

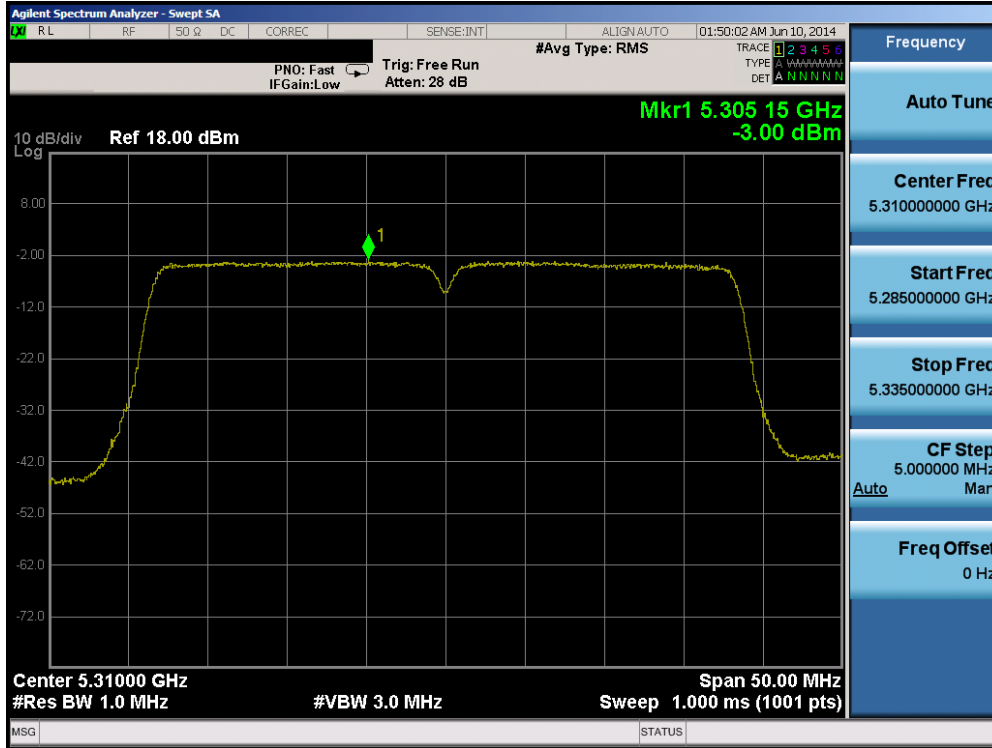


Plot 6-73. Peak Power Spectral Density Plot (20MHz BW 802.11n (UNII Band 2A) – Ch. 64)

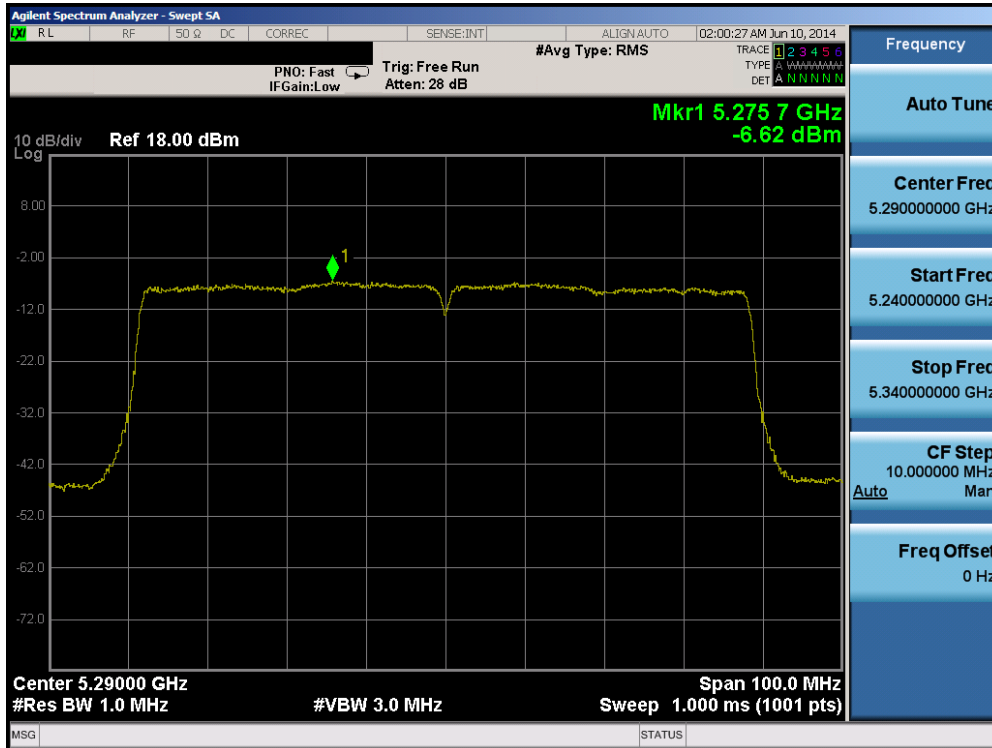


Plot 6-74. Peak Power Spectral Density Plot (40MHz BW 802.11n (UNII Band 2A) – Ch. 54)

FCC ID: A3LSMG860P		FCC Pt. 15.407 802.11a/n/ac UNII MEASUREMENT REPORT (CERTIFICATION)		Reviewed by: Quality Manager
Test Report S/N: 0Y1405221061.A3L	Test Dates: 5/22 - 6/10/2014	EUT Type: Portable Handset		Page 61 of 179

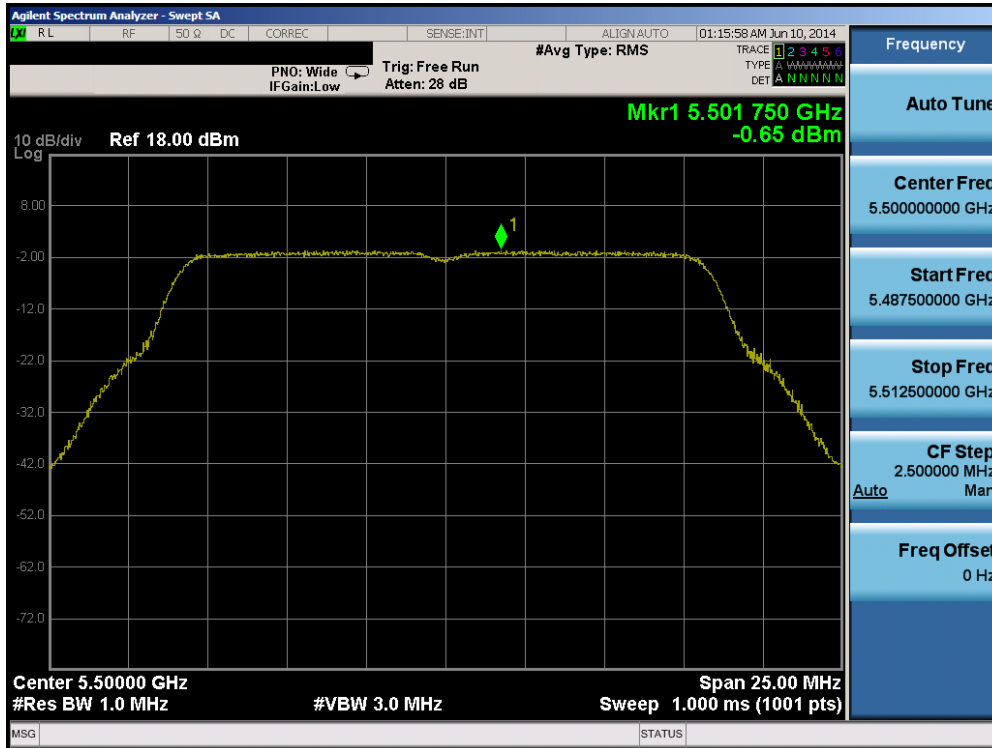


Plot 6-75. Peak Power Spectral Density Plot (40MHz BW 802.11n (UNII Band 2A) – Ch. 62)

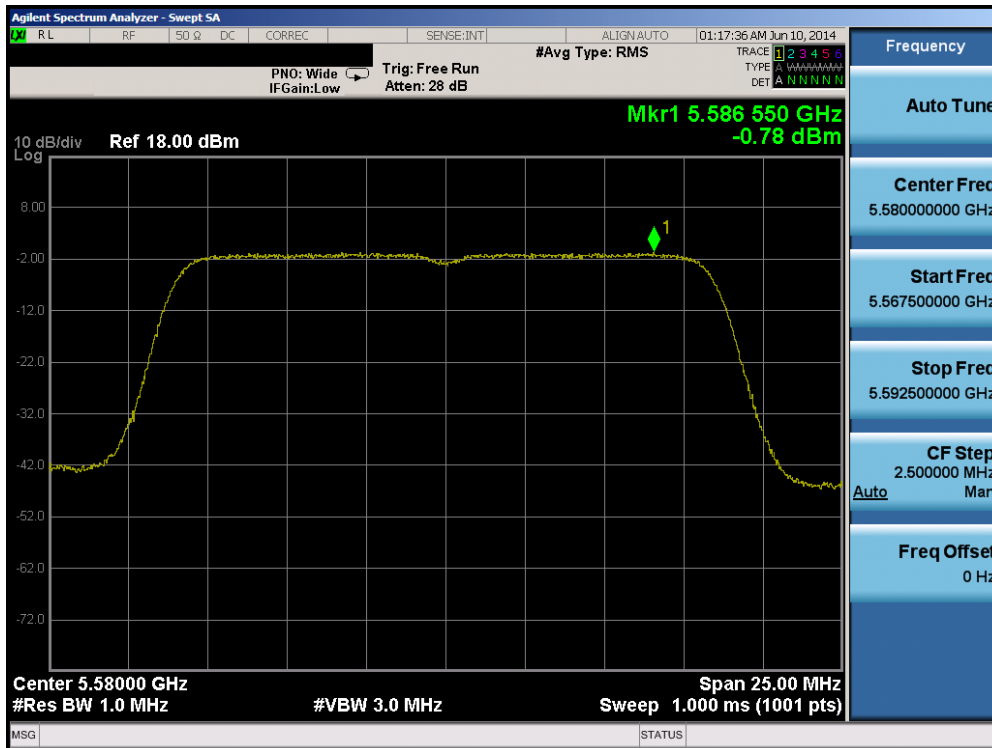


Plot 6-76. Peak Power Spectral Density Plot (80MHz BW 802.11ac (UNII Band 2A) – Ch. 58)

FCC ID: A3LSMG860P		FCC Pt. 15.407 802.11a/n/ac UNII MEASUREMENT REPORT (CERTIFICATION)		Reviewed by: Quality Manager
Test Report S/N: 0Y1405221061.A3L	Test Dates: 5/22 - 6/10/2014	EUT Type: Portable Handset		Page 62 of 179

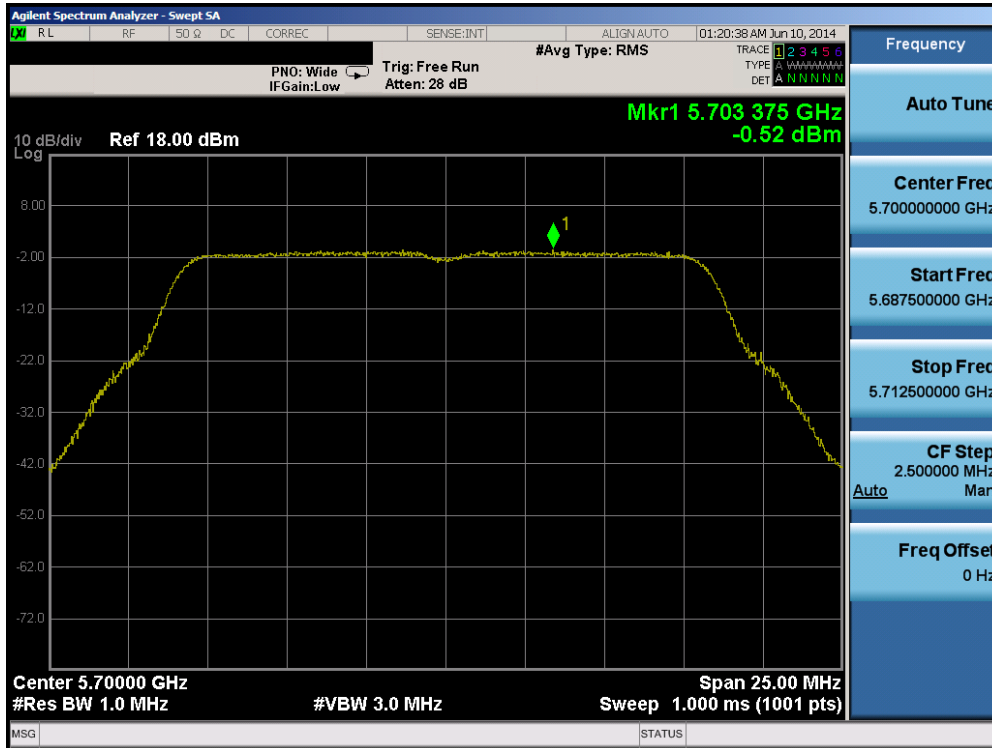


Plot 6-77. Peak Power Spectral Density Plot (802.11a (UNII Band 2C) – Ch. 100)

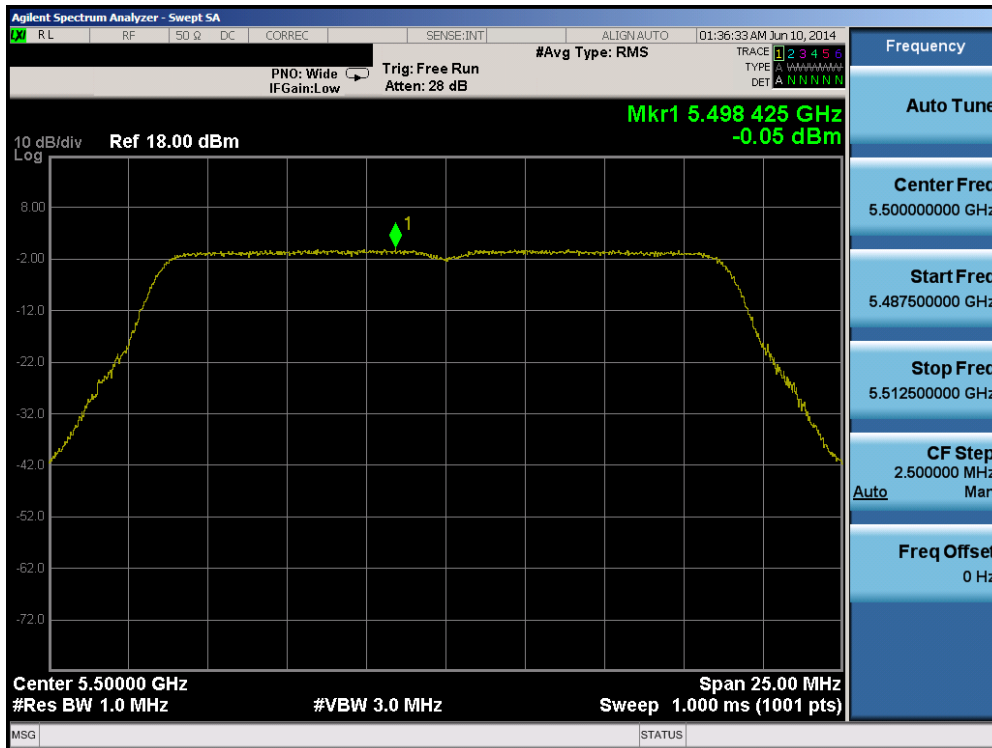


Plot 6-78. Peak Power Spectral Density Plot (802.11a (UNII Band 2C) – Ch. 116)

FCC ID: A3LSMG860P		FCC Pt. 15.407 802.11a/n/ac UNII MEASUREMENT REPORT (CERTIFICATION)		Reviewed by: Quality Manager
Test Report S/N: 0Y1405221061.A3L	Test Dates: 5/22 - 6/10/2014	EUT Type: Portable Handset		Page 63 of 179



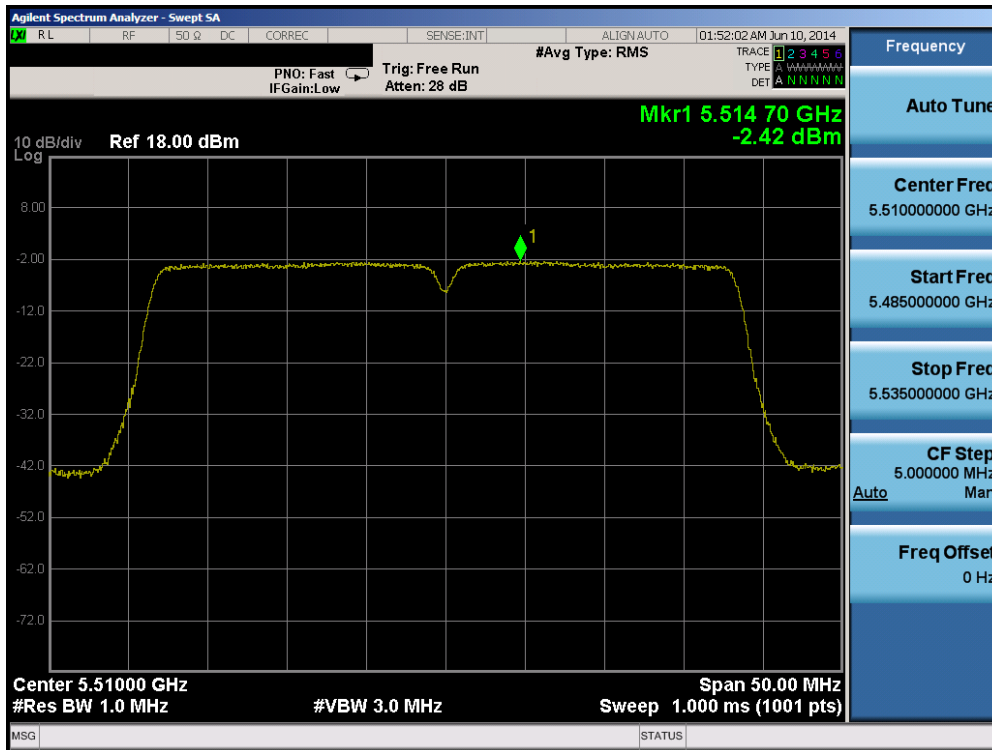
Plot 6-79. Peak Power Spectral Density Plot (802.11a (UNII Band 2C) – Ch. 140)



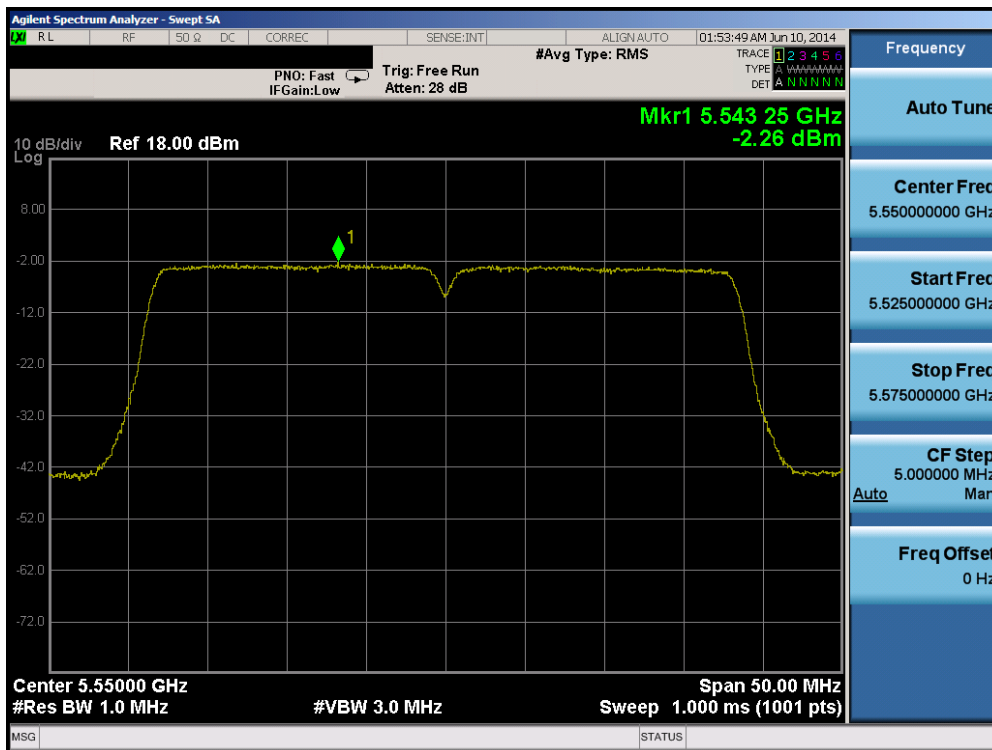
Plot 6-80. Peak Power Spectral Density Plot (20MHz BW 802.11n (UNII Band 2C) – Ch. 100)

FCC ID: A3LSMG860P		FCC Pt. 15.407 802.11a/n/ac UNII MEASUREMENT REPORT (CERTIFICATION)		Reviewed by: Quality Manager
Test Report S/N: 0Y1405221061.A3L	Test Dates: 5/22 - 6/10/2014	EUT Type: Portable Handset		Page 64 of 179



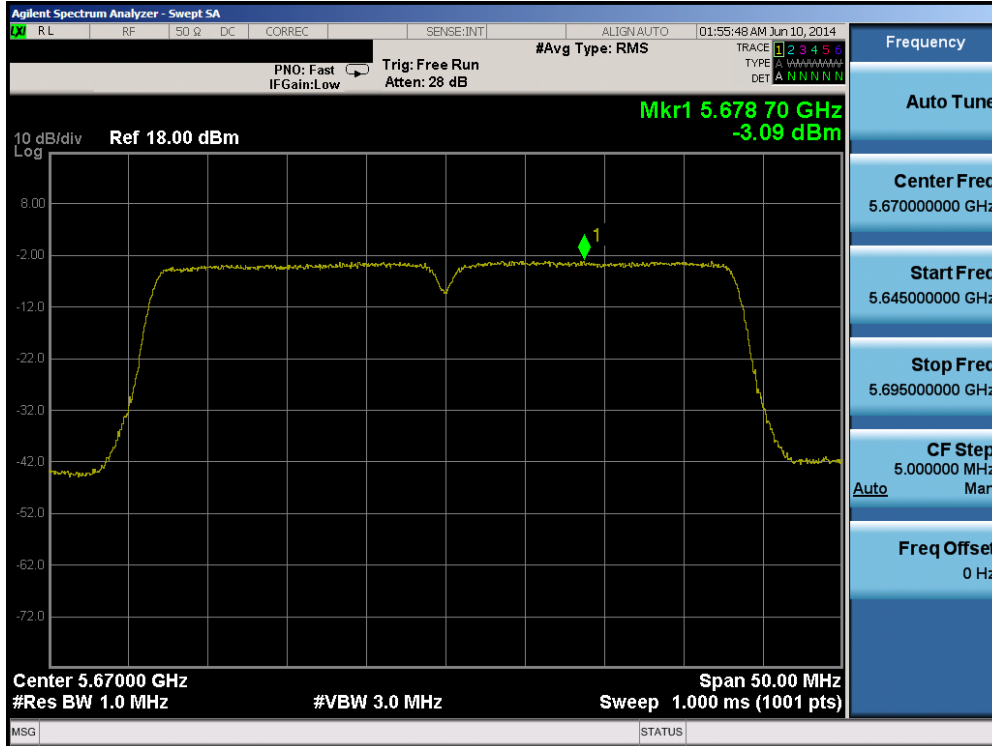


Plot 6-83. Peak Power Spectral Density Plot (40MHz BW 802.11n (UNII Band 2C) – Ch. 102)

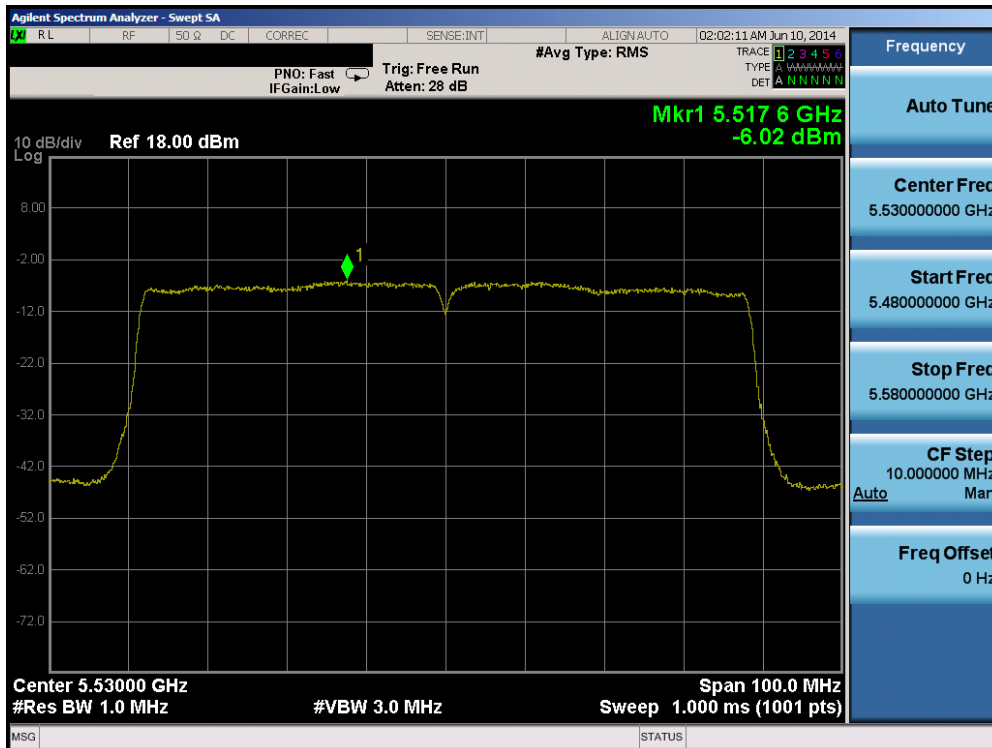


Plot 6-84. Peak Power Spectral Density Plot (40MHz BW 802.11n (UNII Band 2C) – Ch. 110)

FCC ID: A3LSMG860P		FCC Pt. 15.407 802.11a/n/ac UNII MEASUREMENT REPORT (CERTIFICATION)		Reviewed by: Quality Manager
Test Report S/N: 0Y1405221061.A3L	Test Dates: 5/22 - 6/10/2014	EUT Type: Portable Handset		Page 66 of 179



Plot 6-85. Peak Power Spectral Density Plot (40MHz BW 802.11n (UNII Band 2C) – Ch. 134)





Plot 6-86. Peak Power Spectral Density Plot (80MHz BW 802.11ac (UNII Band 2C) – Ch. 106)

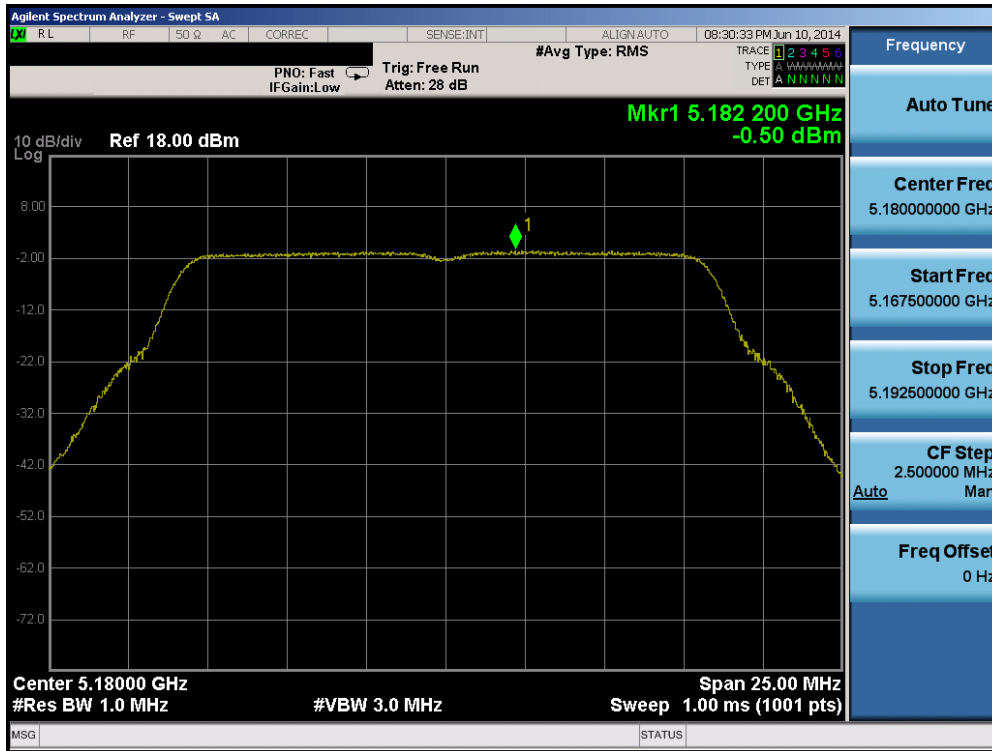
FCC ID: A3LSMG860P		FCC Pt. 15.407 802.11a/n/ac UNII MEASUREMENT REPORT (CERTIFICATION)		Reviewed by: Quality Manager
Test Report S/N: 0Y1405221061.A3L	Test Dates: 5/22 - 6/10/2014	EUT Type: Portable Handset		Page 67 of 179

## Antenna-2 Peak Power Spectral Density – 802.11a/n/ac

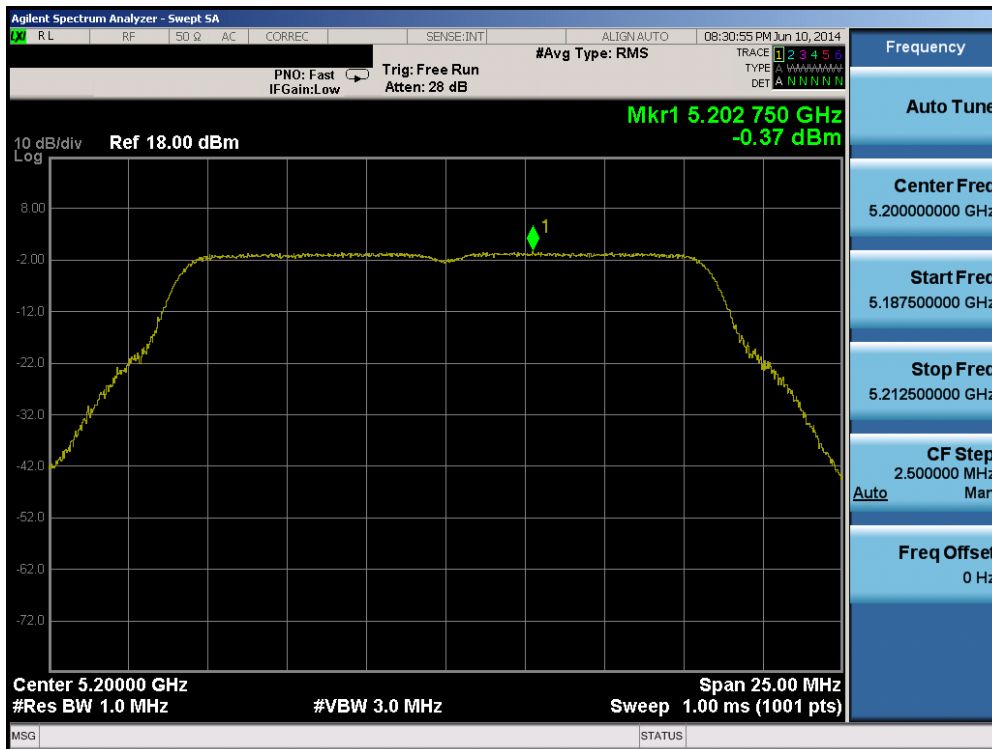
	Frequency [MHz]	Channel No.	802.11 Mode	Data Rate [Mbps]	Measured Power Density [dBm]	Max Permissible Power Density [dBm/MHz]	Margin [dB]	Pass / Fail
Band 1	5180	36	a	6	-0.50	4.0	-4.50	Pass
	5200	40	a	6	-0.37	4.0	-4.37	Pass
	5240	48	a	6	-0.07	4.0	-4.07	Pass
	5180	36	n (20MHz)	6.5/7.2 (MCS0)	-1.08	4.0	-5.08	Pass
	5200	40	n (20MHz)	6.5/7.2 (MCS0)	-0.80	4.0	-4.80	Pass
	5240	48	n (20MHz)	6.5/7.2 (MCS0)	-0.60	4.0	-4.60	Pass
	5190	38	n (40MHz)	13.5/15 (MCS0)	-3.98	4.0	-7.98	Pass
	5230	46	n (40MHz)	13.5/15 (MCS0)	-3.70	4.0	-7.70	Pass
	5210	42	ac (80MHz)	29.3/32.5 (MCS0)	-7.57	4.0	-11.57	Pass
Band 2A	5260	52	a	6	3.33	11.0	-7.67	Pass
	5280	56	a	6	3.37	11.0	-7.64	Pass
	5320	64	a	6	3.11	11.0	-7.89	Pass
	5260	52	n (20MHz)	6.5/7.2 (MCS0)	3.20	11.0	-7.80	Pass
	5280	56	n (20MHz)	6.5/7.2 (MCS0)	2.90	11.0	-8.10	Pass
	5320	64	n (20MHz)	6.5/7.2 (MCS0)	2.83	11.0	-8.17	Pass
	5270	54	n (40MHz)	13.5/15 (MCS0)	-2.83	11.0	-13.83	Pass
	5310	62	n (40MHz)	13.5/15 (MCS0)	-3.03	11.0	-14.03	Pass
	5290	58	ac (80MHz)	29.3/32.5 (MCS0)	-7.85	11.0	-18.85	Pass
Band 2C	5500	100	a	6	3.30	11.0	-7.70	Pass
	5580	116	a	6	3.38	11.0	-7.62	Pass
	5700	140	a	6	3.30	11.0	-7.70	Pass
	5500	100	n (20MHz)	6.5/7.2 (MCS0)	2.94	11.0	-8.06	Pass
	5580	116	n (20MHz)	6.5/7.2 (MCS0)	2.88	11.0	-8.12	Pass
	5700	140	n (20MHz)	6.5/7.2 (MCS0)	3.06	11.0	-7.94	Pass
	5510	102	n (40MHz)	13.5/15 (MCS0)	-2.73	11.0	-13.73	Pass
	5550	110	n (40MHz)	13.5/15 (MCS0)	-3.17	11.0	-14.17	Pass
	5670	134	n (40MHz)	13.5/15 (MCS0)	-4.08	11.0	-15.08	Pass
	5530	106	ac (80MHz)	29.3/32.5 (MCS0)	-7.74	11.0	-18.74	Pass

Table 6-19. Conducted Power Spectral Density Measurements

FCC ID: A3LSMG860P		FCC Pt. 15.407 802.11a/n/ac UNII MEASUREMENT REPORT (CERTIFICATION)		Reviewed by: Quality Manager
Test Report S/N: 0Y1405221061.A3L	Test Dates: 5/22 - 6/10/2014	EUT Type: Portable Handset	Page 68 of 179	



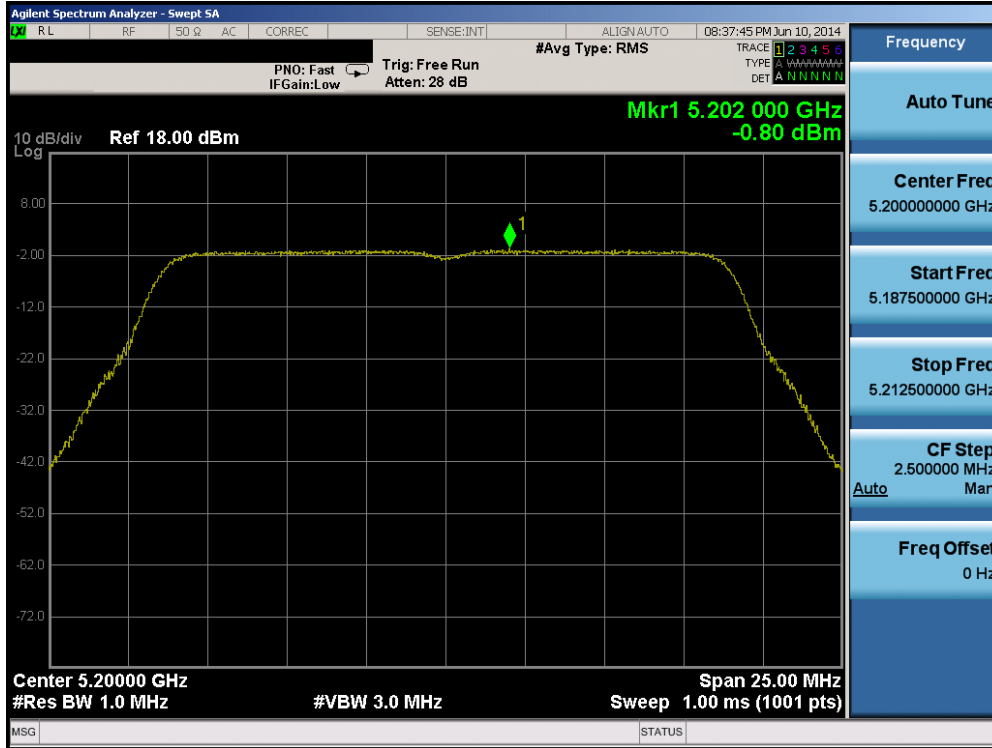
Plot 6-87. Peak Power Spectral Density Plot (802.11a (UNII Band 1) – Ch. 36)



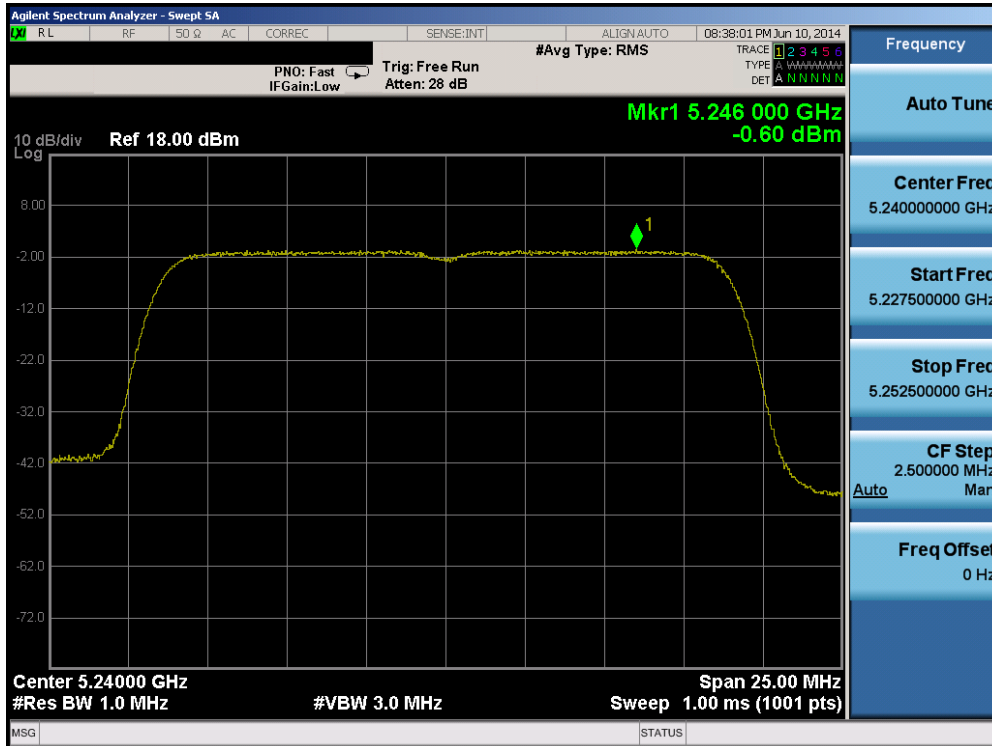
Plot 6-88. Peak Power Spectral Density Plot (802.11a (UNII Band 1) – Ch. 40)

FCC ID: A3LSMG860P		FCC Pt. 15.407 802.11a/n/ac UNII MEASUREMENT REPORT (CERTIFICATION)		Reviewed by: Quality Manager
Test Report S/N: 0Y1405221061.A3L	Test Dates: 5/22 - 6/10/2014	EUT Type: Portable Handset		Page 69 of 179



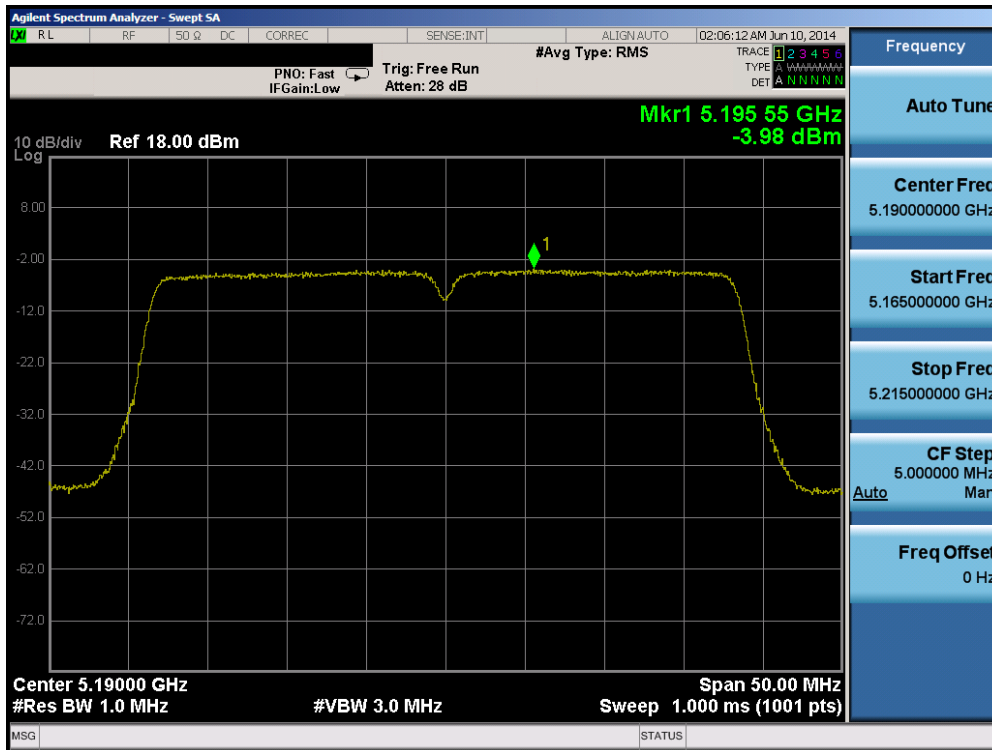


Plot 6-91. Peak Power Spectral Density Plot (20MHz BW 802.11n (UNII Band 1) – Ch. 40)

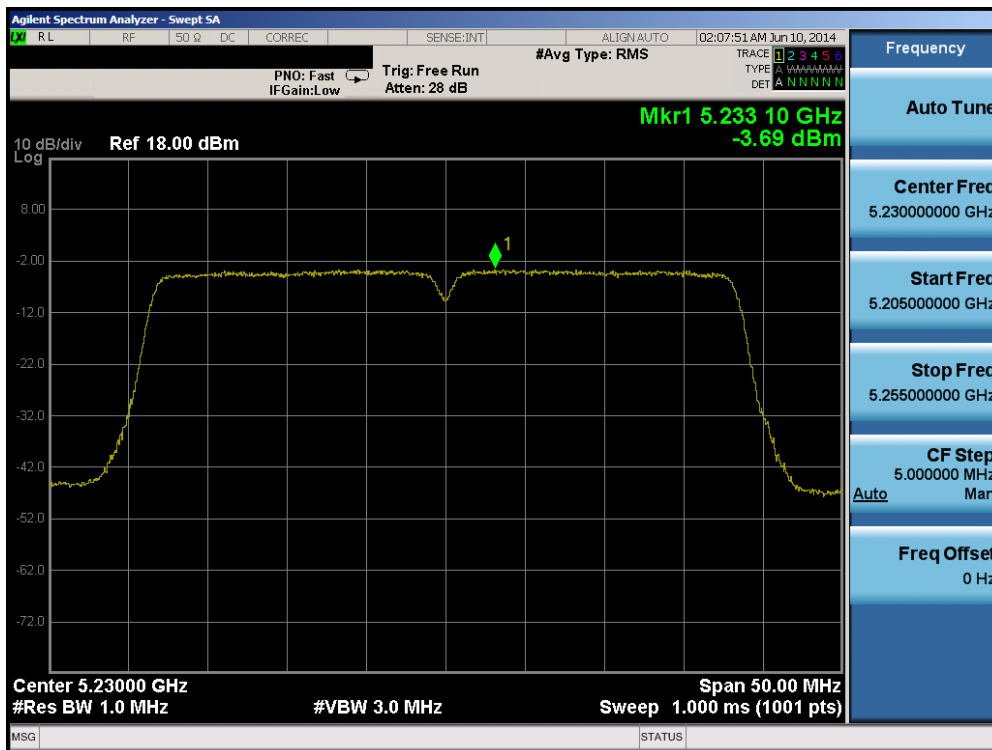


Plot 6-92. Peak Power Spectral Density Plot (20MHz BW 802.11n (UNII Band 1) – Ch. 48)

FCC ID: A3LSMG860P		FCC Pt. 15.407 802.11a/n/ac UNII MEASUREMENT REPORT (CERTIFICATION)		Reviewed by: Quality Manager
Test Report S/N: 0Y1405221061.A3L	Test Dates: 5/22 - 6/10/2014	EUT Type: Portable Handset		Page 71 of 179



Plot 6-93. Peak Power Spectral Density Plot (40MHz BW 802.11n (UNII Band 1) – Ch. 38)



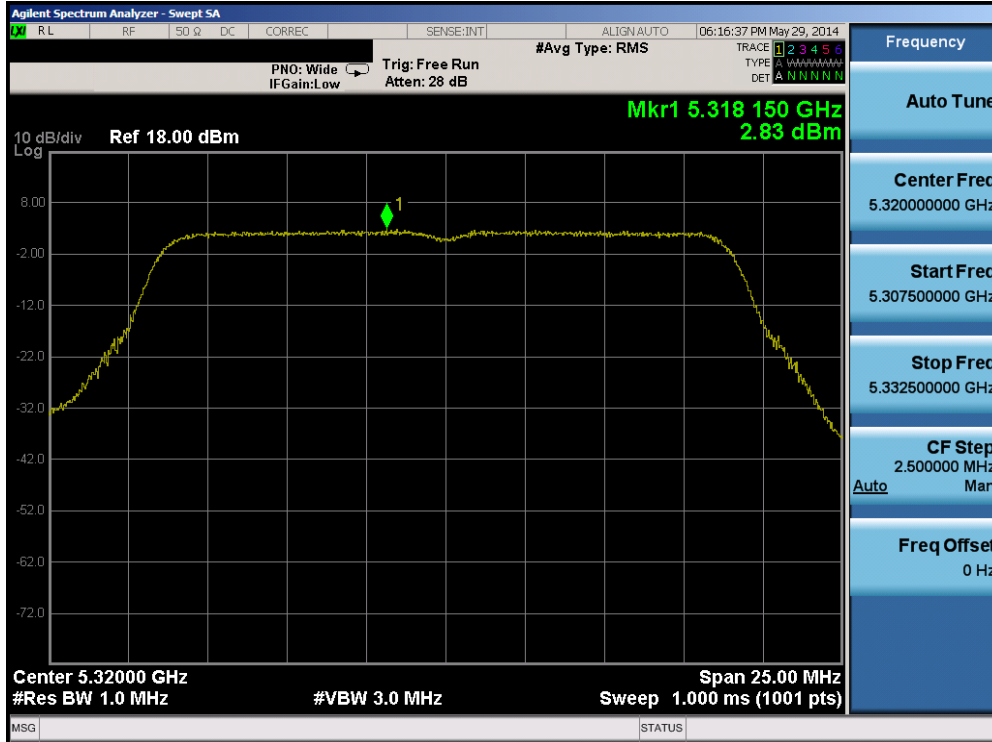
Plot 6-94. Peak Power Spectral Density Plot (40MHz BW 802.11n (UNII Band 1) – Ch. 46)

FCC ID: A3LSMG860P		FCC Pt. 15.407 802.11a/n/ac UNII MEASUREMENT REPORT (CERTIFICATION)		Reviewed by: Quality Manager
Test Report S/N: 0Y1405221061.A3L	Test Dates: 5/22 - 6/10/2014	EUT Type: Portable Handset		Page 72 of 179

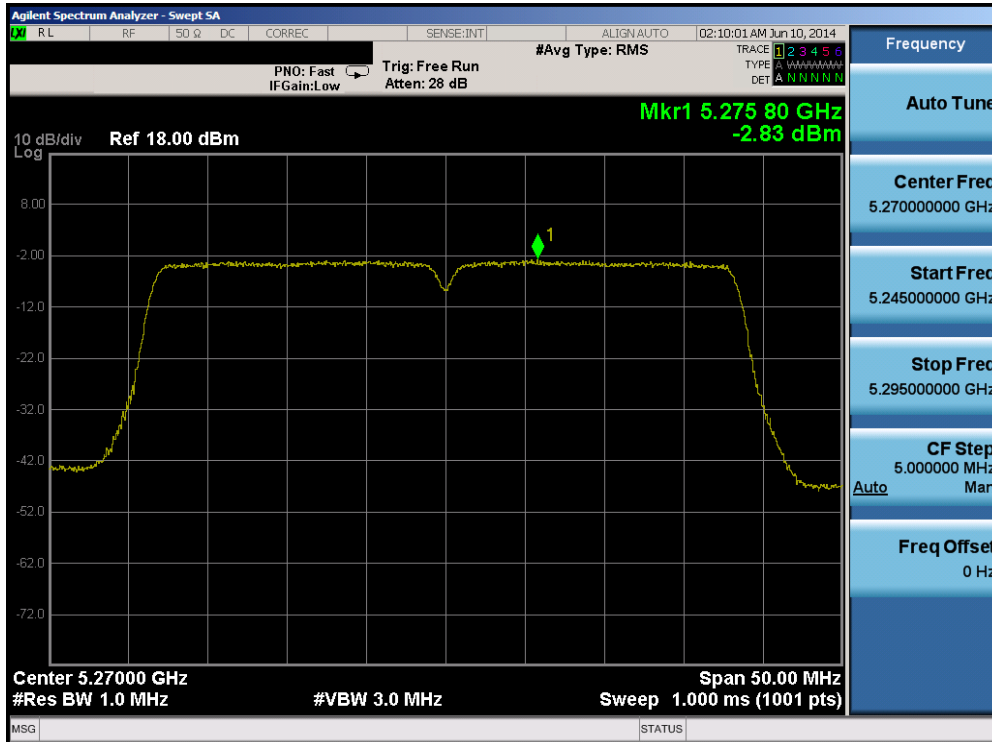






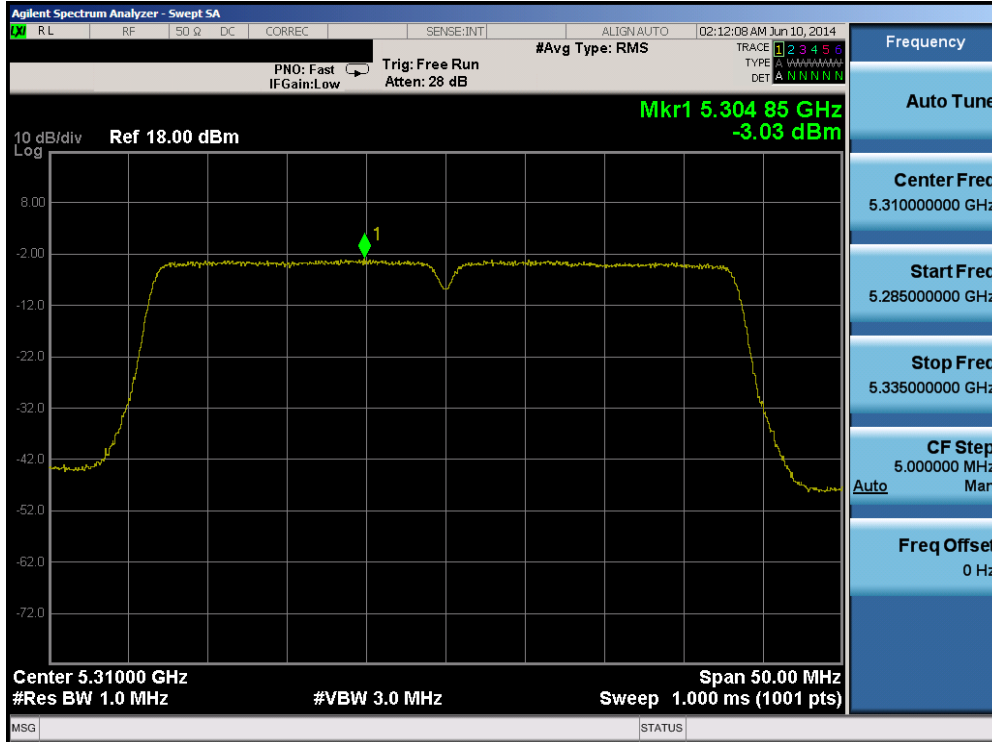


Plot 6-101. Peak Power Spectral Density Plot (20MHz BW 802.11n (UNII Band 2A) – Ch. 64)

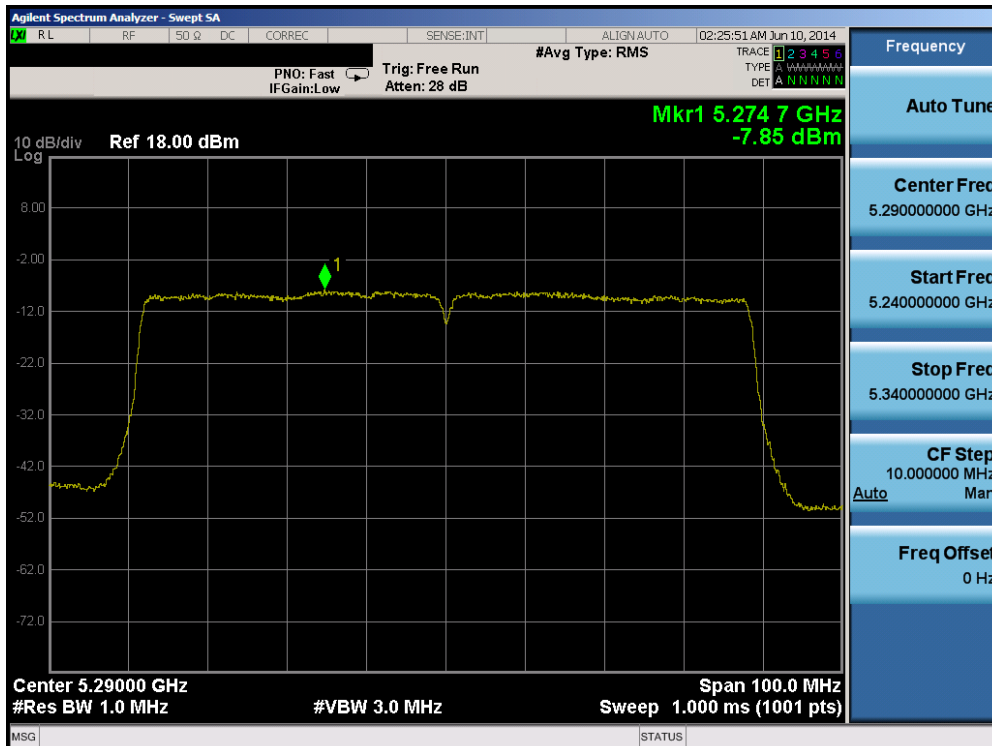


Plot 6-102. Peak Power Spectral Density Plot (40MHz BW 802.11n (UNII Band 2A) – Ch. 54)

FCC ID: A3LSMG860P		FCC Pt. 15.407 802.11a/n/ac UNII MEASUREMENT REPORT (CERTIFICATION)		Reviewed by: Quality Manager
Test Report S/N: 0Y1405221061.A3L	Test Dates: 5/22 - 6/10/2014	EUT Type: Portable Handset		Page 76 of 179

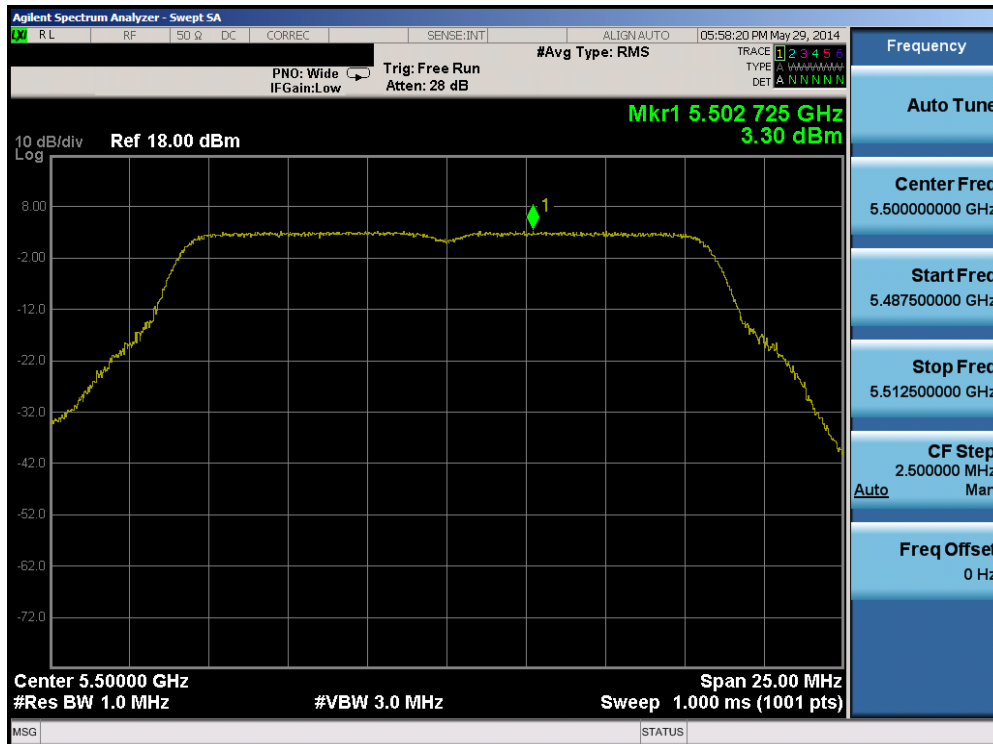


Plot 6-103. Peak Power Spectral Density Plot (40MHz BW 802.11n (UNII Band 2A) – Ch. 62)

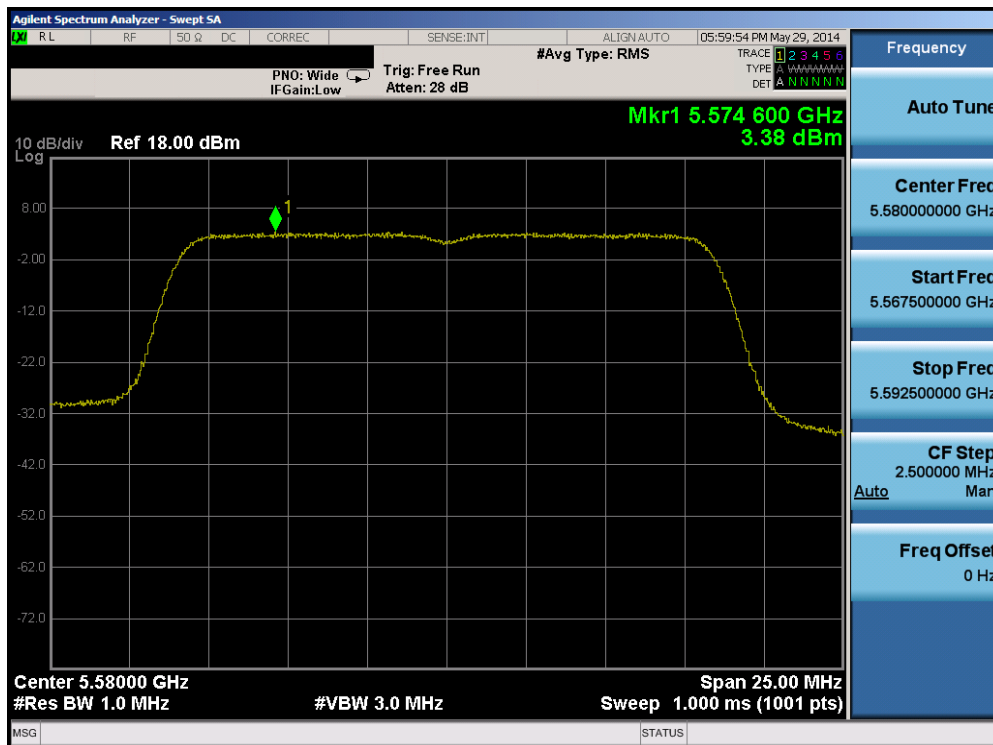


Plot 6-104. Peak Power Spectral Density Plot (80MHz BW 802.11ac (UNII Band 2A) – Ch. 58)

FCC ID: A3LSMG860P		FCC Pt. 15.407 802.11a/n/ac UNII MEASUREMENT REPORT (CERTIFICATION)		Reviewed by: Quality Manager
Test Report S/N: 0Y1405221061.A3L	Test Dates: 5/22 - 6/10/2014	EUT Type: Portable Handset		Page 77 of 179

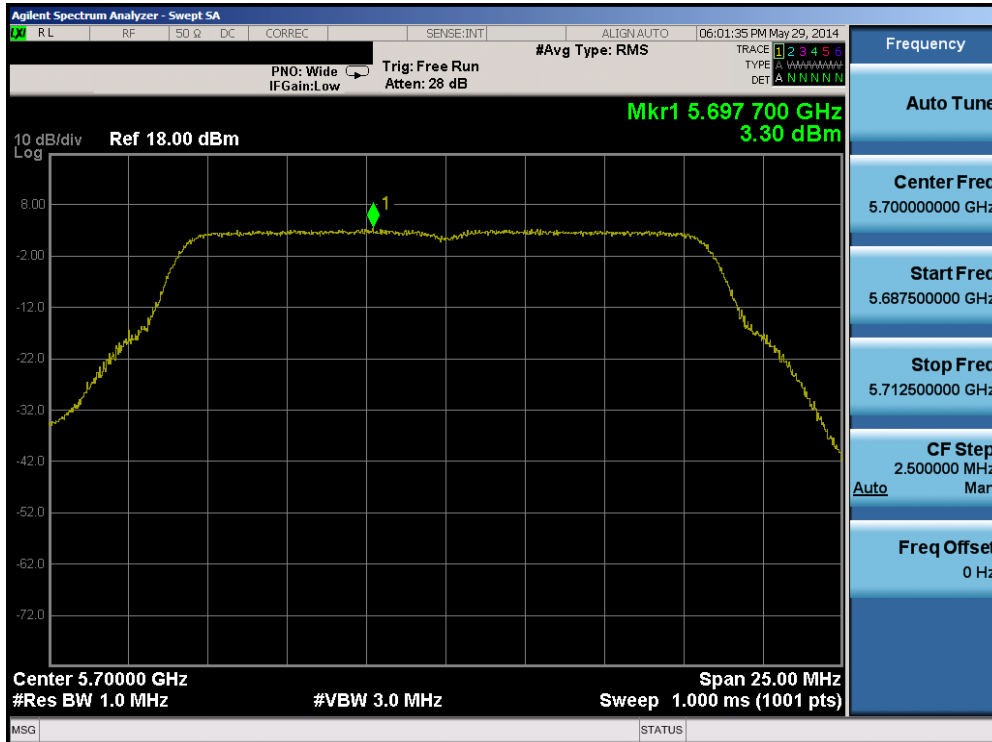


Plot 6-105. Peak Power Spectral Density Plot (802.11a (UNII Band 2C) – Ch. 100)

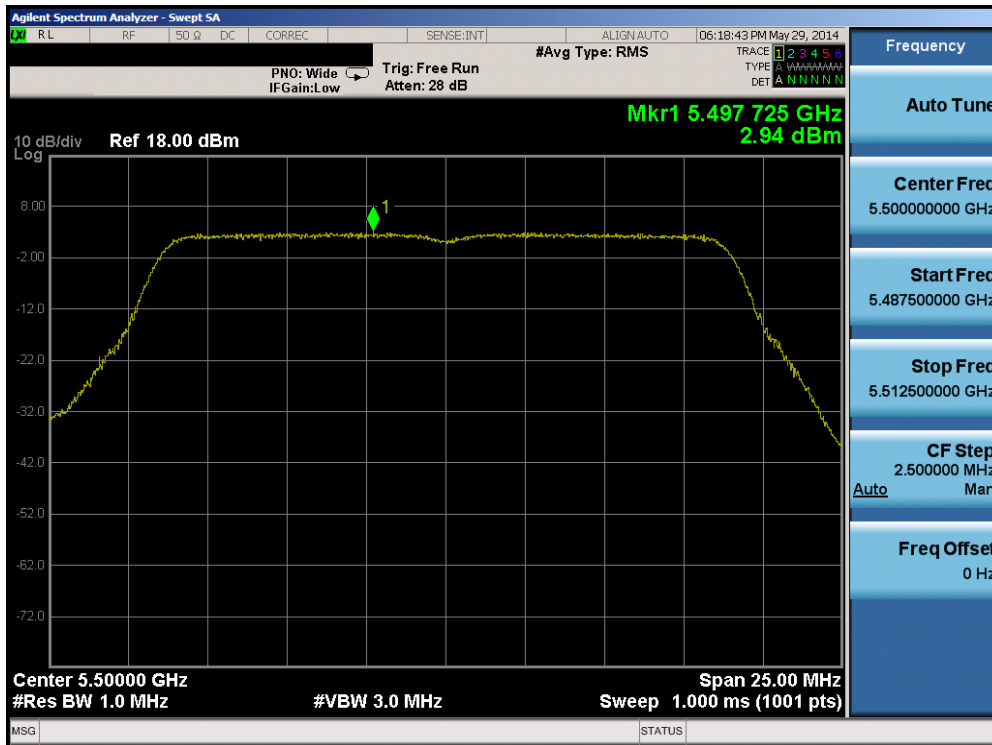


Plot 6-106. Peak Power Spectral Density Plot (802.11a (UNII Band 2C) – Ch. 116)

FCC ID: A3LSMG860P		FCC Pt. 15.407 802.11a/n/ac UNII MEASUREMENT REPORT (CERTIFICATION)		Reviewed by: Quality Manager
Test Report S/N: 0Y1405221061.A3L	Test Dates: 5/22 - 6/10/2014	EUT Type: Portable Handset		Page 78 of 179

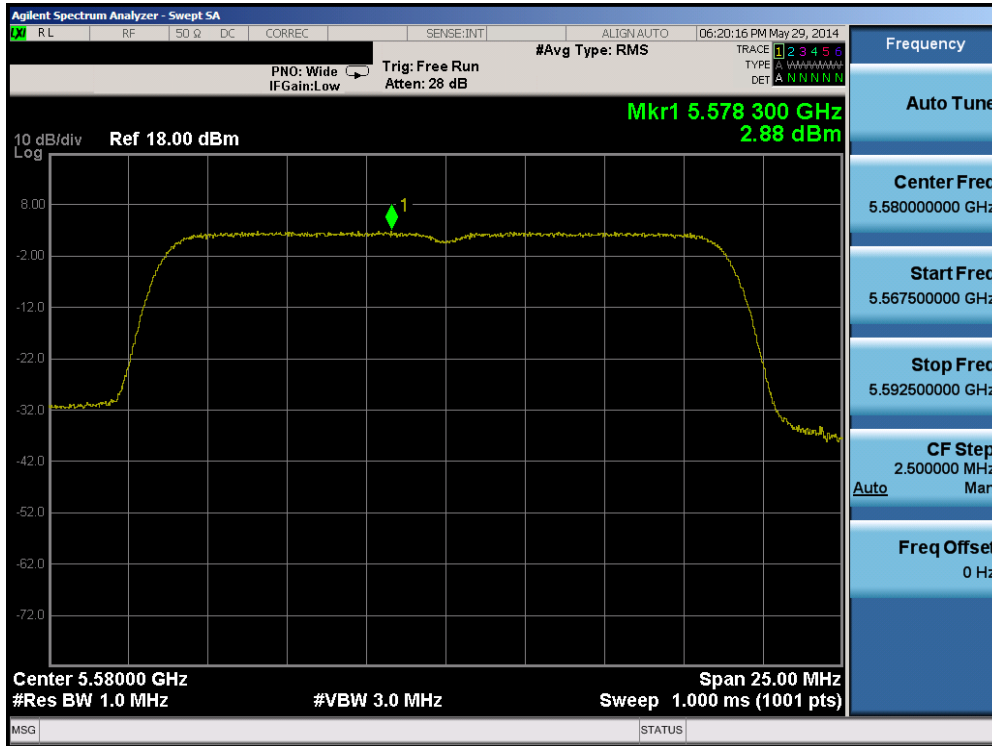


Plot 6-107. Peak Power Spectral Density Plot (802.11a (UNII Band 2C) – Ch. 140)

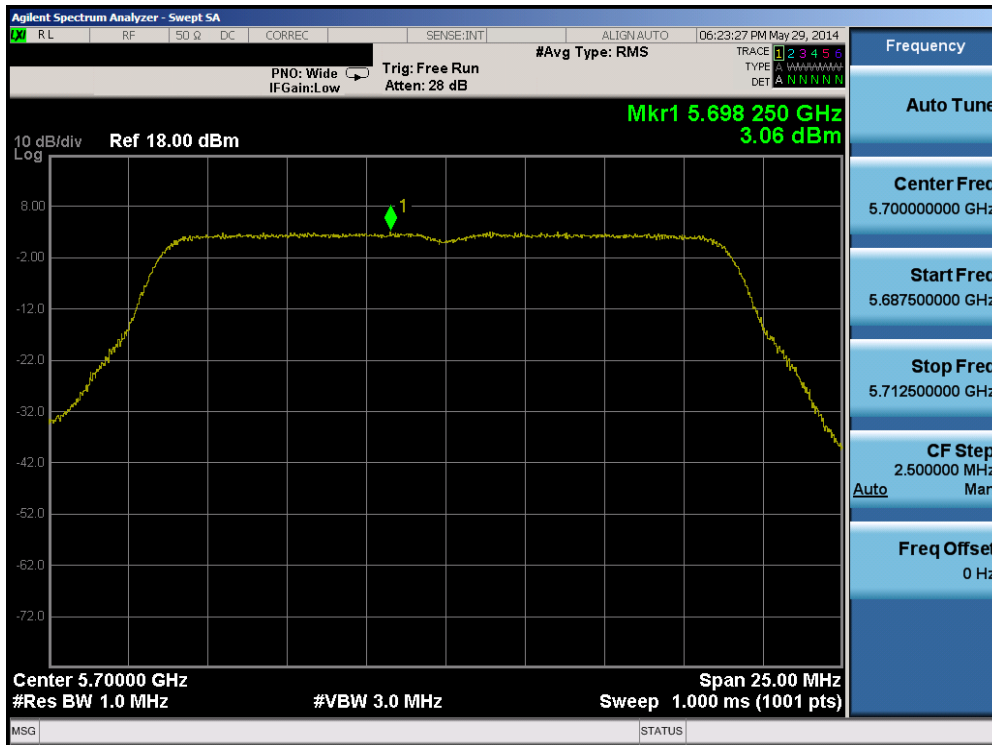


Plot 6-108. Peak Power Spectral Density Plot (20MHz BW 802.11n (UNII Band 2C) – Ch. 100)

FCC ID: A3LSMG860P		FCC Pt. 15.407 802.11a/n/ac UNII MEASUREMENT REPORT (CERTIFICATION)		Reviewed by: Quality Manager
Test Report S/N: 0Y1405221061.A3L	Test Dates: 5/22 - 6/10/2014	EUT Type: Portable Handset		Page 79 of 179

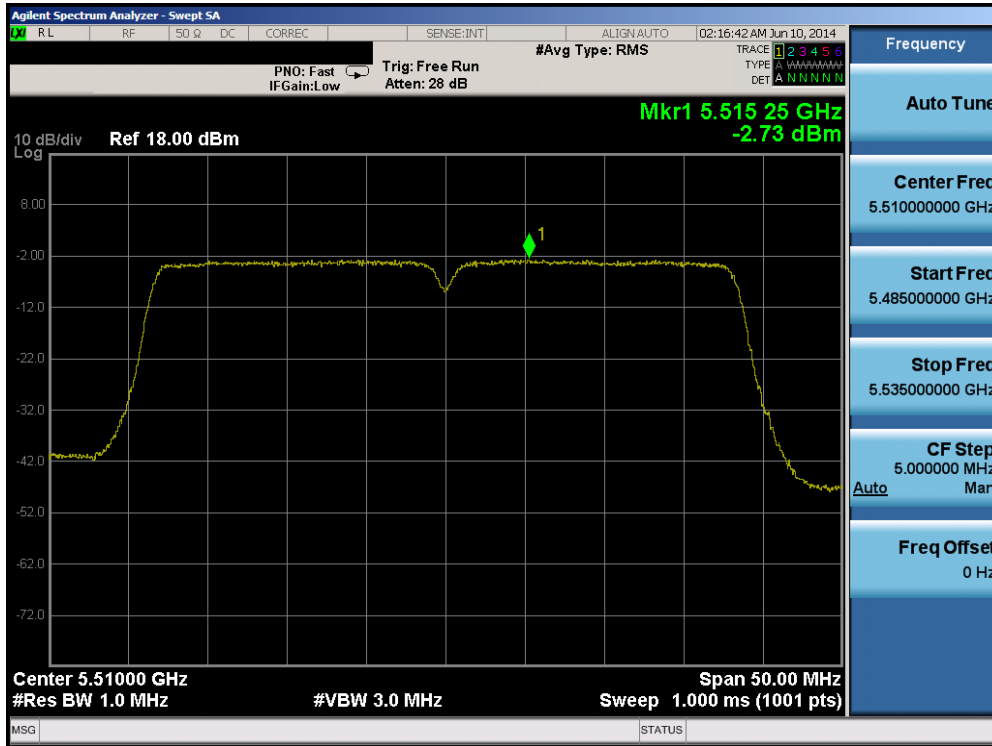


Plot 6-109. Peak Power Spectral Density Plot (20MHz BW 802.11n (UNII Band 2C) – Ch. 116)

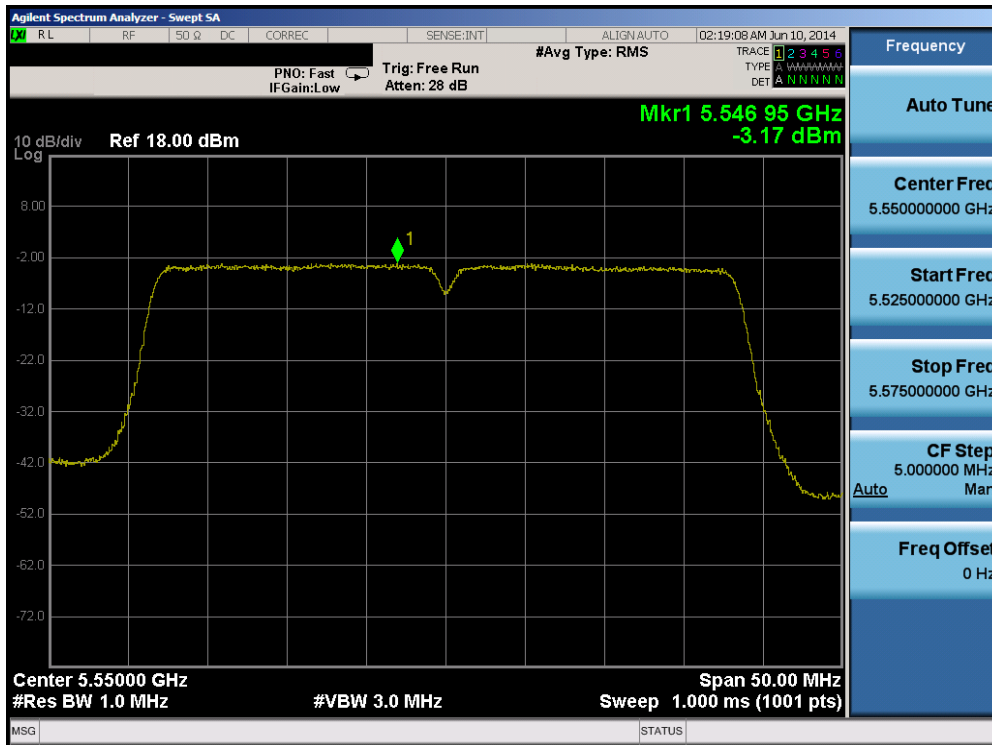


Plot 6-110. Peak Power Spectral Density Plot (20MHz BW 802.11n (UNII Band 2C) – Ch. 140)

FCC ID: A3LSMG860P		FCC Pt. 15.407 802.11a/n/ac UNII MEASUREMENT REPORT (CERTIFICATION)		Reviewed by: Quality Manager
Test Report S/N: 0Y1405221061.A3L	Test Dates: 5/22 - 6/10/2014	EUT Type: Portable Handset		Page 80 of 179



Plot 6-111. Peak Power Spectral Density Plot (40MHz BW 802.11n (UNII Band 2C) – Ch. 102)



Plot 6-112. Peak Power Spectral Density Plot (40MHz BW 802.11n (UNII Band 2C) – Ch. 110)

FCC ID: A3LSMG860P		FCC Pt. 15.407 802.11a/n/ac UNII MEASUREMENT REPORT (CERTIFICATION)		Reviewed by: Quality Manager
Test Report S/N: 0Y1405221061.A3L	Test Dates: 5/22 - 6/10/2014	EUT Type: Portable Handset		Page 81 of 179





## Summed MIMO Power Density Measurements

	Frequency [MHz]	Channel No.	802.11 Mode	Data Rate [Mbps]	Antenn-1 Power Density [dBm]	Antenn-2 Power Density [dBm]	Summed MIMO Power Density [dBm]	Max Permissible Power Density [dBm/MHz]	Margin [dB]	Pass / Fail
Band 1	5180	36	n (20MHz)	6.5/7.2 (MCS0)	-0.21	-1.08	2.39	4.0	-1.61	Pass
	5200	40	n (20MHz)	6.5/7.2 (MCS0)	-0.24	-0.80	2.50	4.0	-1.50	Pass
	5240	48	n (20MHz)	6.5/7.2 (MCS0)	-0.36	-0.60	2.53	4.0	-1.47	Pass
	5190	38	n (40MHz)	13.5/15 (MCS0)	-1.84	-3.98	0.23	4.0	-3.77	Pass
	5230	46	n (40MHz)	13.5/15 (MCS0)	-1.97	-3.70	0.26	4.0	-3.74	Pass
	5210	42	ac (80MHz)	29.3/32.5 (MCS0)	-6.60	-7.57	-4.05	4.0	-8.05	Pass
Band 2A	5260	52	n (20MHz)	6.5/7.2 (MCS0)	-0.83	3.20	4.65	11.0	-6.35	Pass
	5280	56	n (20MHz)	6.5/7.2 (MCS0)	-0.03	2.90	4.69	11.0	-6.31	Pass
	5320	64	n (20MHz)	6.5/7.2 (MCS0)	-0.58	2.83	4.46	11.0	-6.54	Pass
	5270	54	n (40MHz)	13.5/15 (MCS0)	-2.05	-2.83	0.58	11.0	-10.42	Pass
	5310	62	n (40MHz)	13.5/15 (MCS0)	-3.00	-3.03	-0.01	11.0	-11.01	Pass
	5290	58	ac (80MHz)	29.3/32.5 (MCS0)	-6.62	-7.85	-4.18	11.0	-15.18	Pass
Band 2C	5500	100	n (20MHz)	6.5/7.2 (MCS0)	-0.05	2.94	4.71	11.0	-6.29	Pass
	5580	116	n (20MHz)	6.5/7.2 (MCS0)	-1.21	2.88	4.31	11.0	-6.69	Pass
	5700	140	n (20MHz)	6.5/7.2 (MCS0)	-0.92	3.06	4.52	11.0	-6.48	Pass
	5510	102	n (40MHz)	13.5/15 (MCS0)	-2.42	-2.73	0.44	11.0	-10.56	Pass
	5550	110	n (40MHz)	13.5/15 (MCS0)	-2.26	-3.17	0.32	11.0	-10.68	Pass
	5670	134	n (40MHz)	13.5/15 (MCS0)	-3.09	-4.08	-0.55	11.0	-11.55	Pass
	5530	106	ac (80MHz)	29.3/32.5 (MCS0)	-6.02	-7.74	-3.78	11.0	-14.78	Pass

**Table 6-20. MIMO Conducted Power Spectral Density Measurements**

**Note:**

Measure and Sum Technique per KDB 662911 was used to determined the summed MIMO Power Density.

FCC ID: A3LSMG860P		FCC Pt. 15.407 802.11a/n/ac UNII MEASUREMENT REPORT (CERTIFICATION)		Reviewed by: Quality Manager
Test Report S/N: 0Y1405221061.A3L	Test Dates: 5/22 - 6/10/2014	EUT Type: Portable Handset	Page 83 of 179	