


DUT and SAR Set-up Photos

Overall Dimensions



Front View of the DUT



Rear View of the DUT



Setup Photos

Handset Vertical and Horizontal Reference Lines


Vertical
Center Line



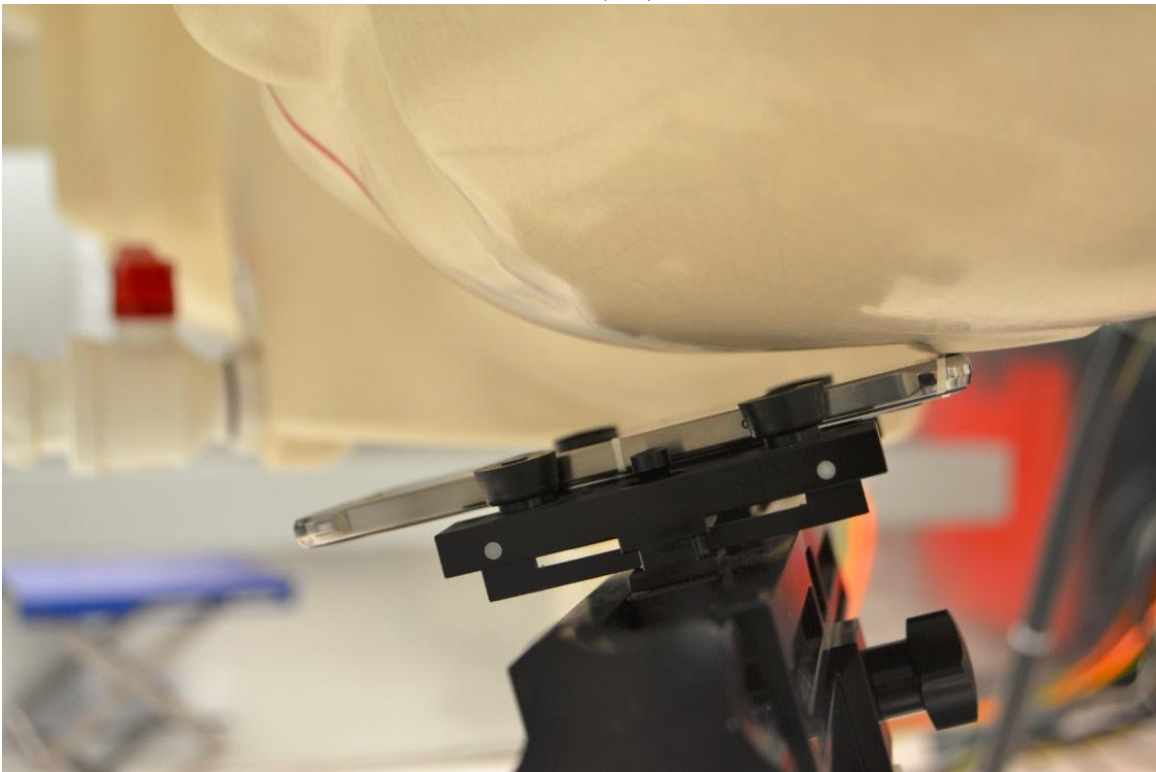
Horizontal
Line

Head Exposure Conditions

Left Touch




Left Tilt (15°)



Right Touch



Right Tilt (15°)



Body-worn Accessory & Hotspot mode Exposure Conditions

Rear




Front



Hotspot Exposure Conditions


Edge 1



Edge 2



Edge 3



Edge 4



Antenna Dimensions & Separation Distances

- ① Wi-Fi/BT Antenna 1 (Tx/Rx)
- ② Wi-Fi Antenna 2 (Tx/Rx)
- ③ Main Antenna (Tx/Rx)
GSM 1900
WCDMA 850/1900
LTE Bands 5/7/17

