




## 11. SETUP PHOTOS



### ANTENNA PORT CONDUCTED RF MEASUREMENT SETUP



**RADIATED RF MEASUREMENT SETUP (BELOW 1 GHz)**



**RADIATED RF MEASUREMENT SETUP (ABOVE 1 GHz)**





**RADIATED RF MEASUREMENT SETUP FOR PORTABLE CONFIGURATION**

X-AXIS FRONT PHOTO




Y-AXIS FRONT PHOTO





**POWERLINE CONDUCTED EMISSIONS MEASUREMENT SETUP**





**END OF REPORT**