



## 9. SETUP PHOTOS


### ANTENNA PORT



**RADIATED RF MEASUREMENT SETUP (BELOW 1 GHz)**




**RADIATED RF MEASUREMENT SETUP (ABOVE 1 GHz)**




**RADIATED RF MEASUREMENT SETUP FOR PORTABLE CONFIGURATION**

X-AXIS FRONT PHOTO




Y-AXIS FRONT PHOTO





**POWERLINE CONDUCTED EMISSIONS MEASUREMENT SETUP**





**END OF REPORT**