



HCT Co., Ltd.
74, Seoicheon-ro 578beon-gil, Majang-myeon, Icheon-si, Gyeonggi-do, 17383
KOREA Tel. +82 31 634 6300 Fax. +82 31 645 6401

FCC ID: A3LSMG781U

Appendix A.

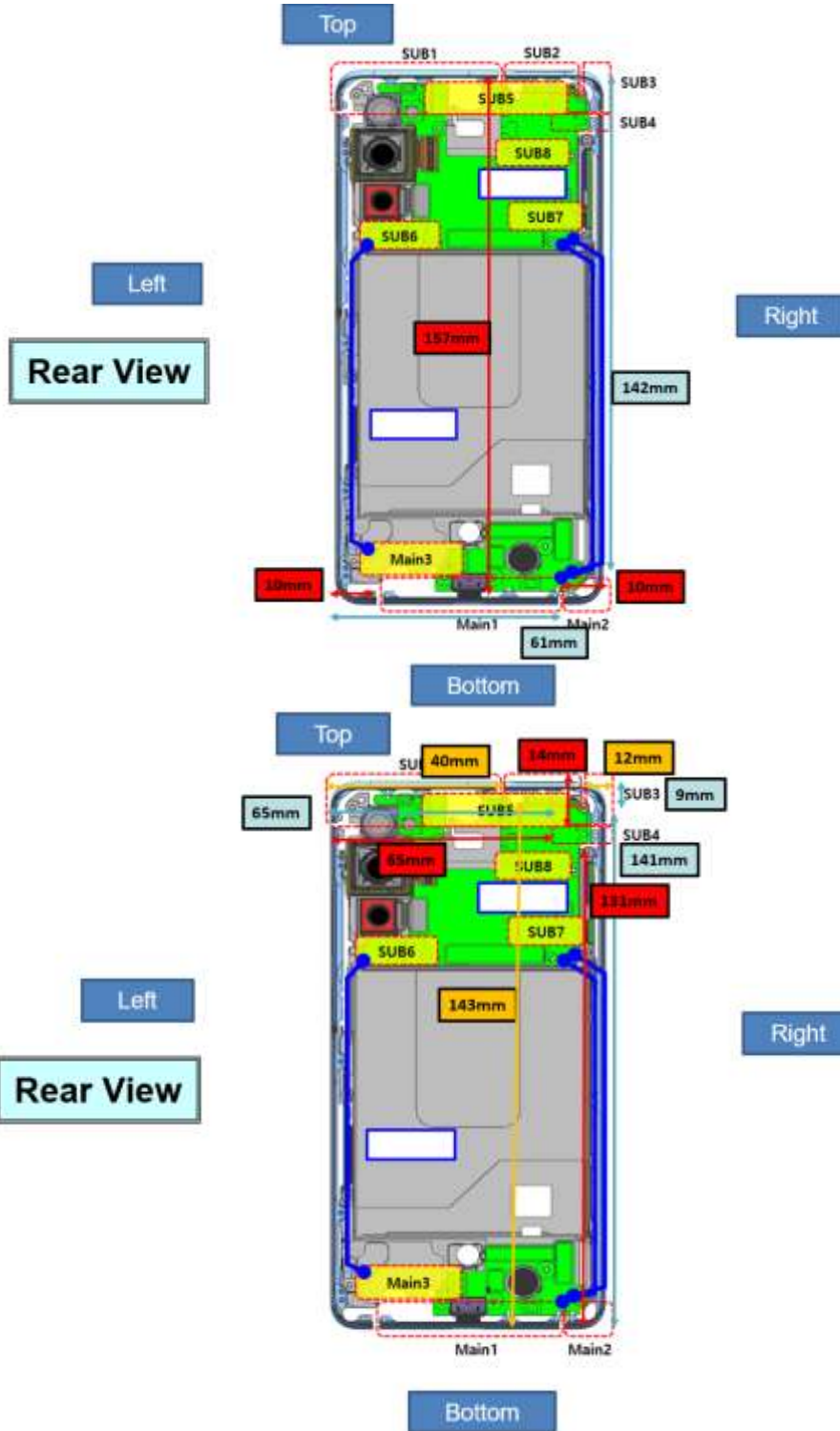
- DUT Antenna Information and SAR Test SETUP PHOTOGRAPHS

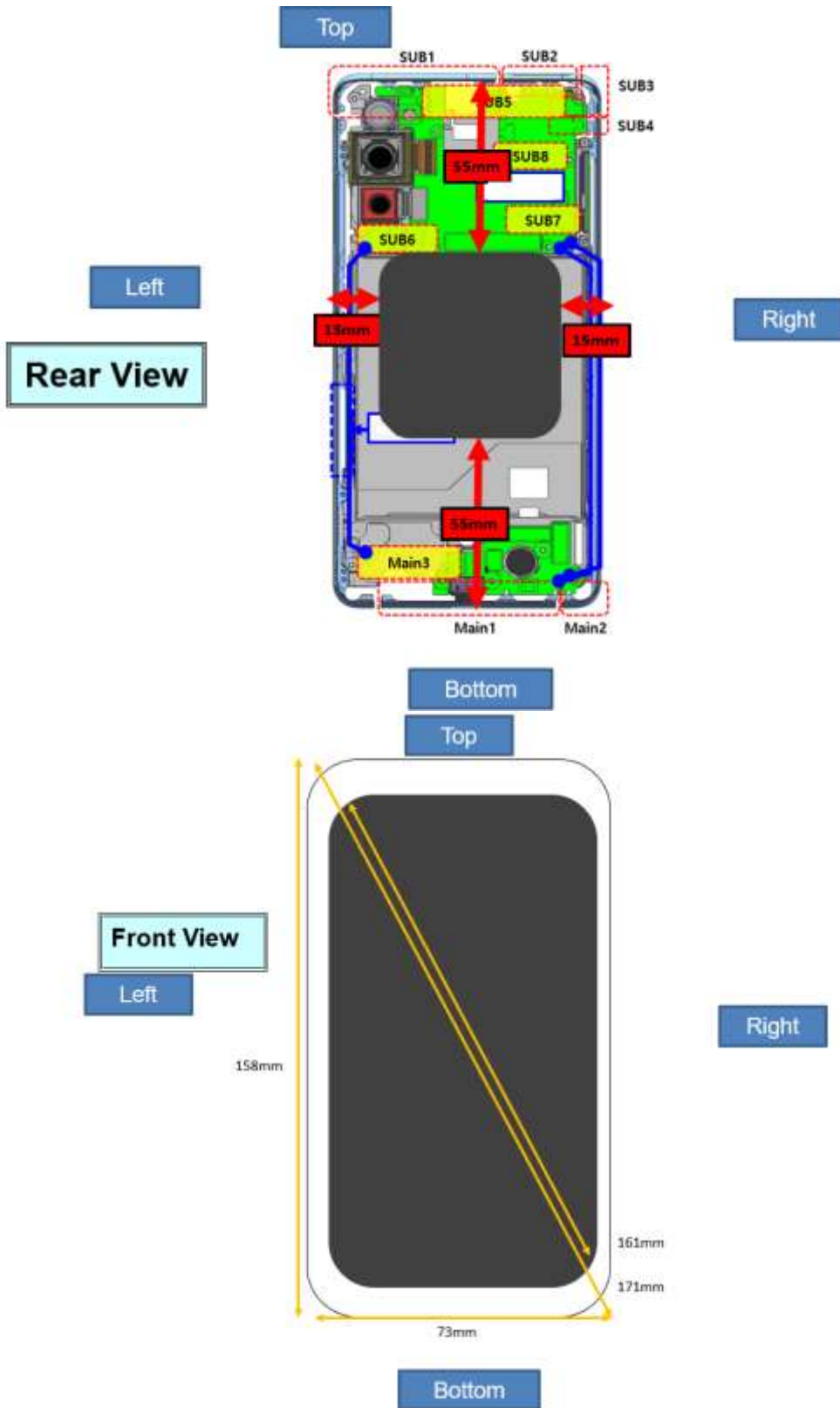
REVISION HISTORY

The revision history for this document is shown in table.

Revision No.	Date of Issue	Description
0	Aug 28, 2020	Initial Release

- DUT Antenna Information









FCC ID: A3LSMG781U

- SAR Test SETUP PHOTOGRAPHS


1. Head
1.1 Left All





1.2 Left Touch / Left Tilt



1.3 Right All



1.4 Right Touch / Right Tilt



2. Body

2.1 Body All



2.2 Body Rear


Distance of 10 mm from the EUT




Distance of 15 mm from the EUT

2.3 Body Front


Distance of 10 mm from the EUT




Distance of 15 mm from the EUT

2.4 Body Left

Distance of 10 mm from the EUT

2.5 Body Right

Distance of 10 mm from the EUT

2.6 Body Bottom

Distance of 10 mm from the EUT

2.7 Body Top

Distance of 10 mm from the EUT

3. Phablet

3.1 Phablet SAR Test Setup Rear




Distance of 0 mm from the EUT

3.2 Phablet SAR Test Setup Front



Distance of 0 mm from the EUT

3.3 Phablet SAR Test Setup Left



Distance of 0 mm from the EUT

3.4 Phablet SAR Test Setup Right



Distance of 0 mm from the EUT

3.5 Phablet SAR Test Setup Bottom




Distance of 0 mm from the EUT

3.6 Phablet SAR Test Setup Rear



Distance of 8 mm from the EUT

3.8 Phablet SAR Test Setup Front



Distance of 7 mm from the EUT

3.9 Phablet SAR Test Setup Bottom



Distance of 13 mm from the EUT