

Test Plots ($\pi/4$ DQPSK)

20 dB Bandwidth & Occupied Bandwidth (CH.78)



10.4 NUMBER OF HOPPING FREQUENCY

[Ant.1]

Result (No. of CH)			Limit
GFSK	8DPSK	$\pi/4$ DQPSK	
79	79	79	>15

[Ant.2]

Result (No. of CH)			Limit
GFSK	8DPSK	$\pi/4$ DQPSK	
79	79	79	>15

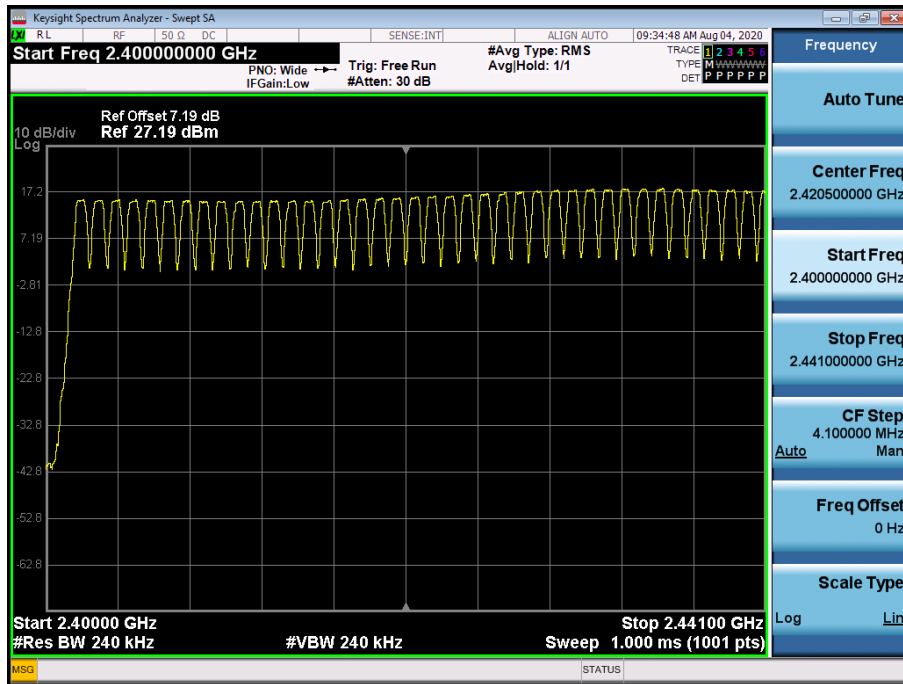
Note :

In case of AFH mode, minimum number of hopping channels is 20.

[Ant.1]

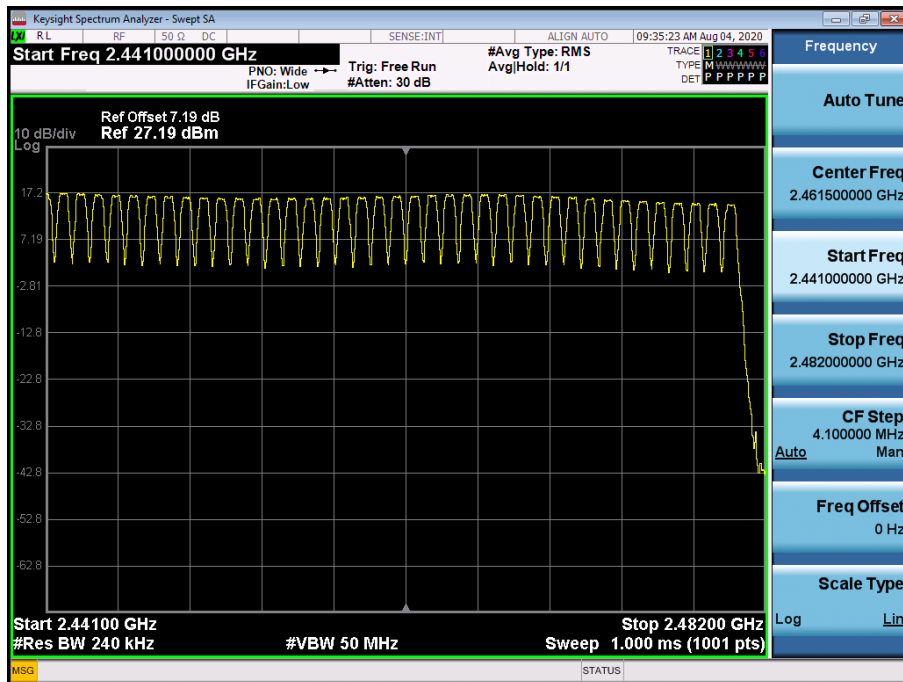
Test Plots (GFSK)

Number of Channels (2.4 GHz - 2.441 GHz)



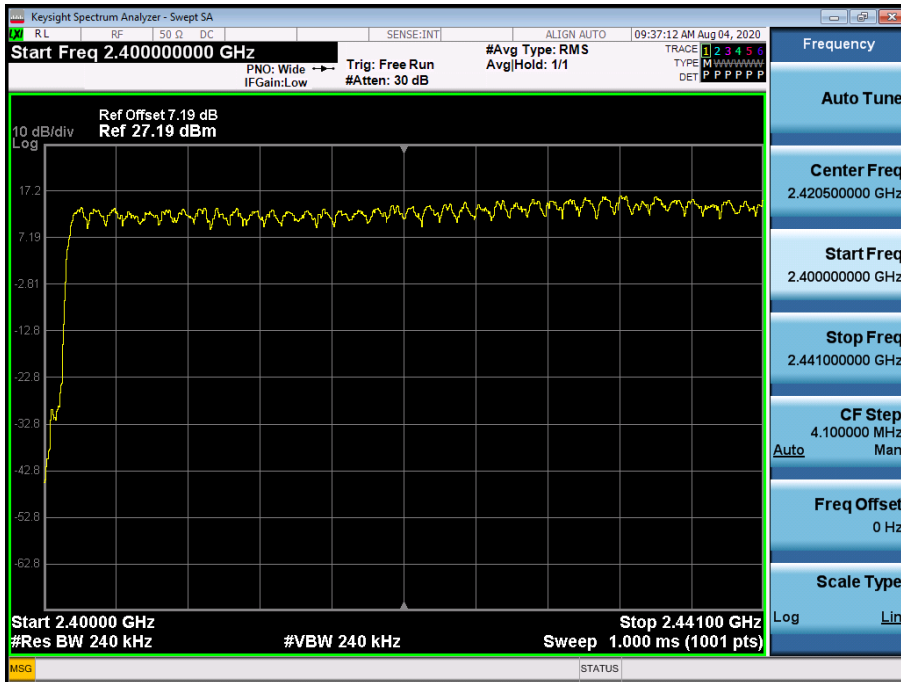
Test Plots (GFSK)

Number of Channels (2.441 GHz - 2.482 GHz)



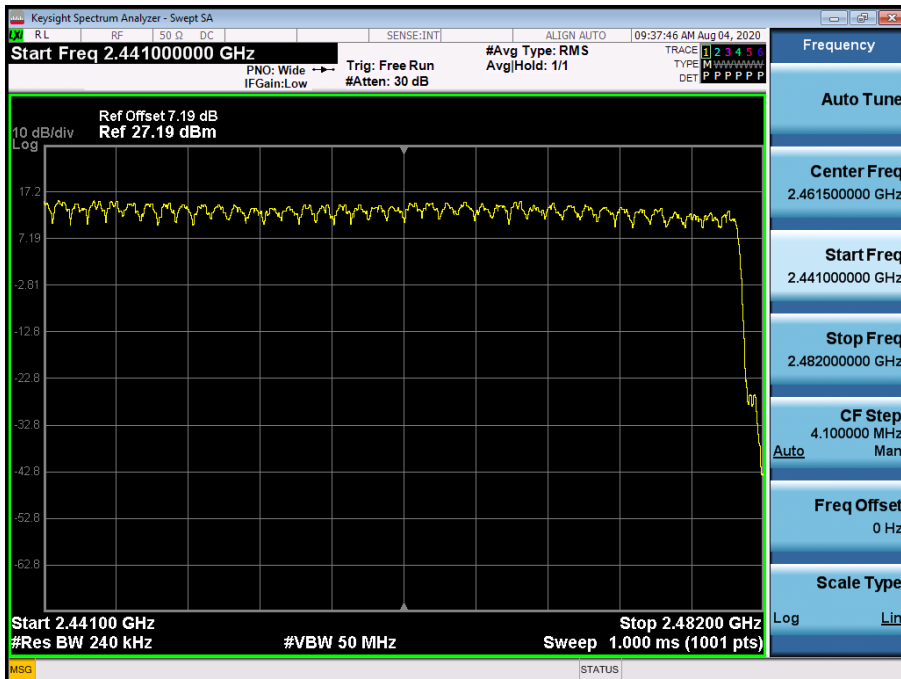
Test Plots (8DPSK)

Number of Channels (2.4 GHz - 2.441 GHz)



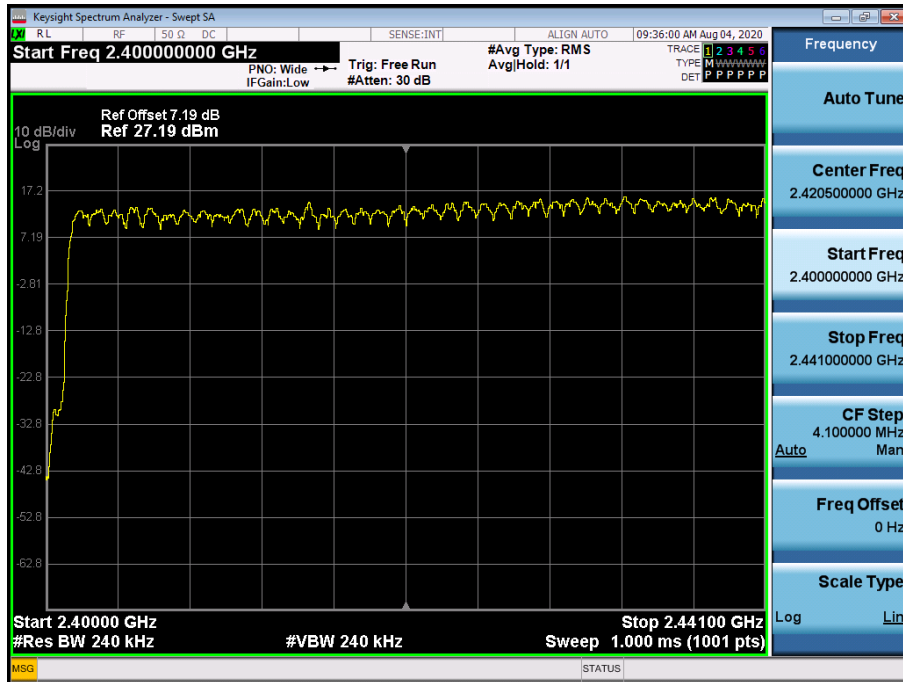
Test Plots (8DPSK)

Number of Channels (2.441 GHz - 2.482 GHz)



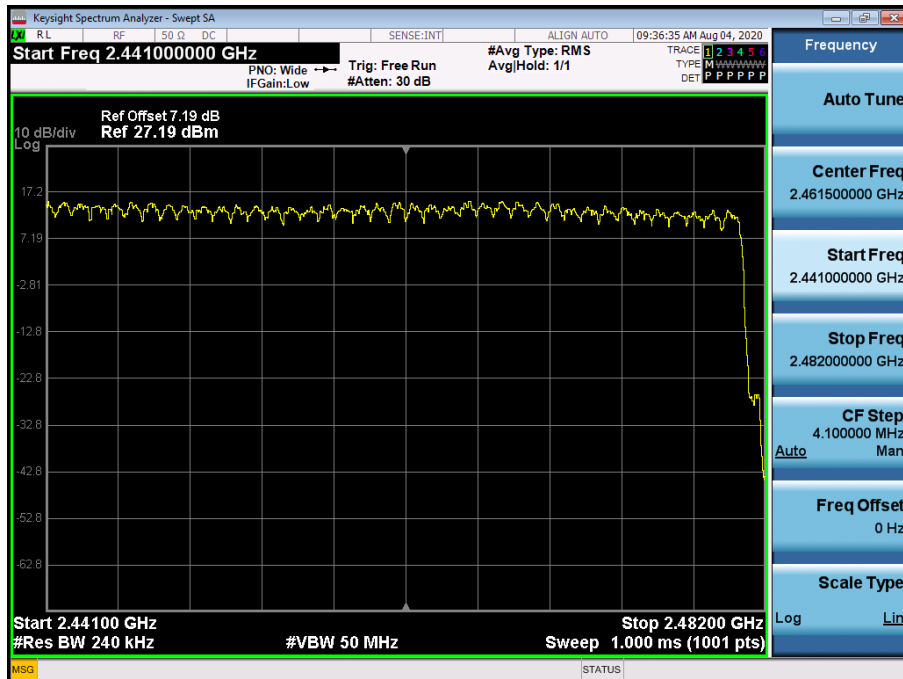
Test Plots ($\pi/4$ DQPSK)

Number of Channels (2.4 GHz - 2.441 GHz)



Test Plots ($\pi/4$ DQPSK)

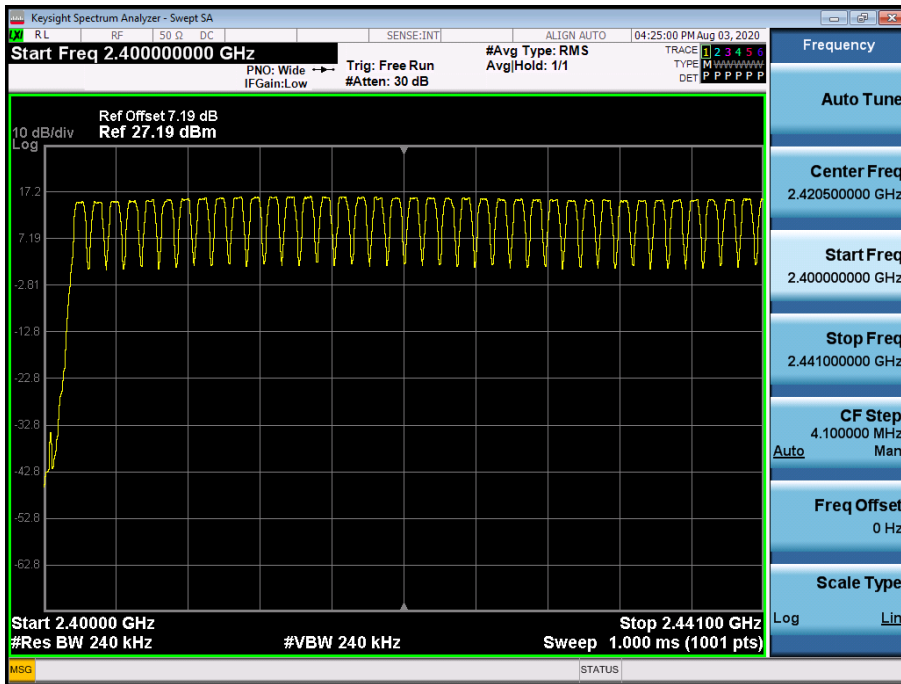
Number of Channels (2.441 GHz - 2.482 GHz)



[Ant.2]

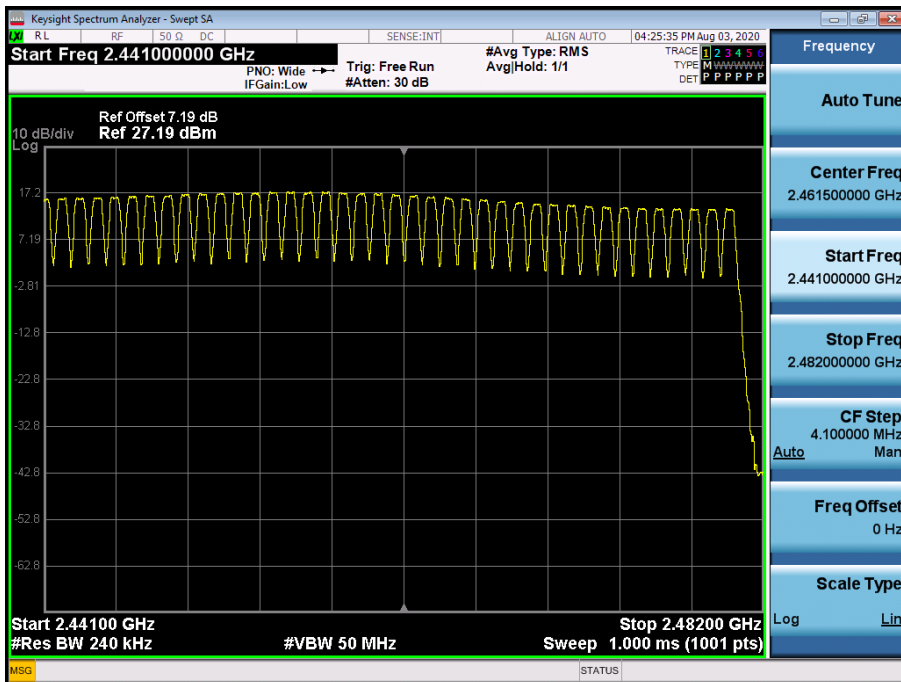
Test Plots (GFSK)

Number of Channels (2.4 GHz - 2.441 GHz)



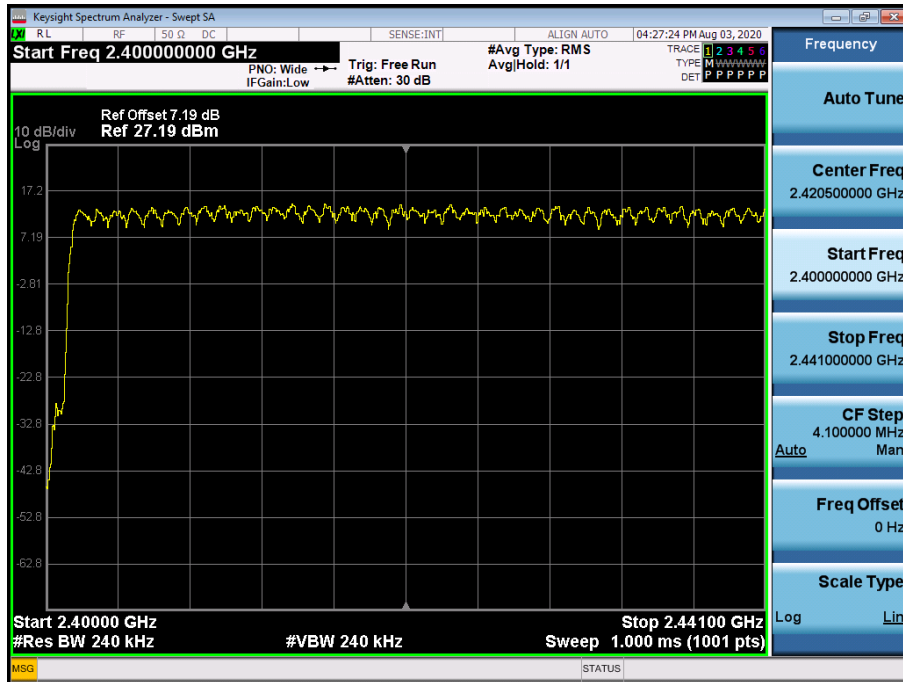
Test Plots (GFSK)

Number of Channels (2.441 GHz - 2.482 GHz)



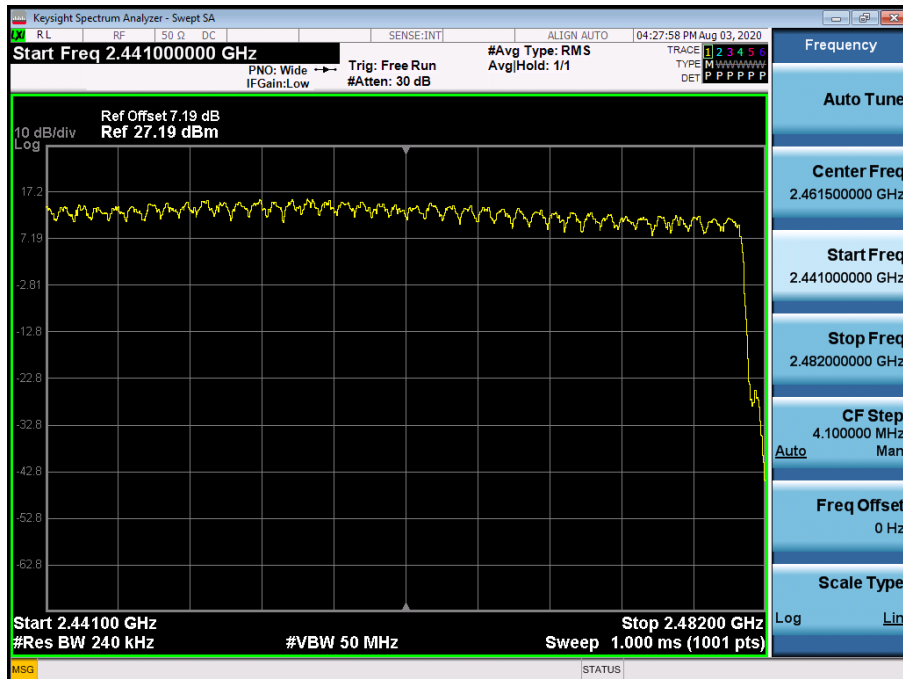
Test Plots (8DPSK)

Number of Channels (2.4 GHz - 2.441 GHz)



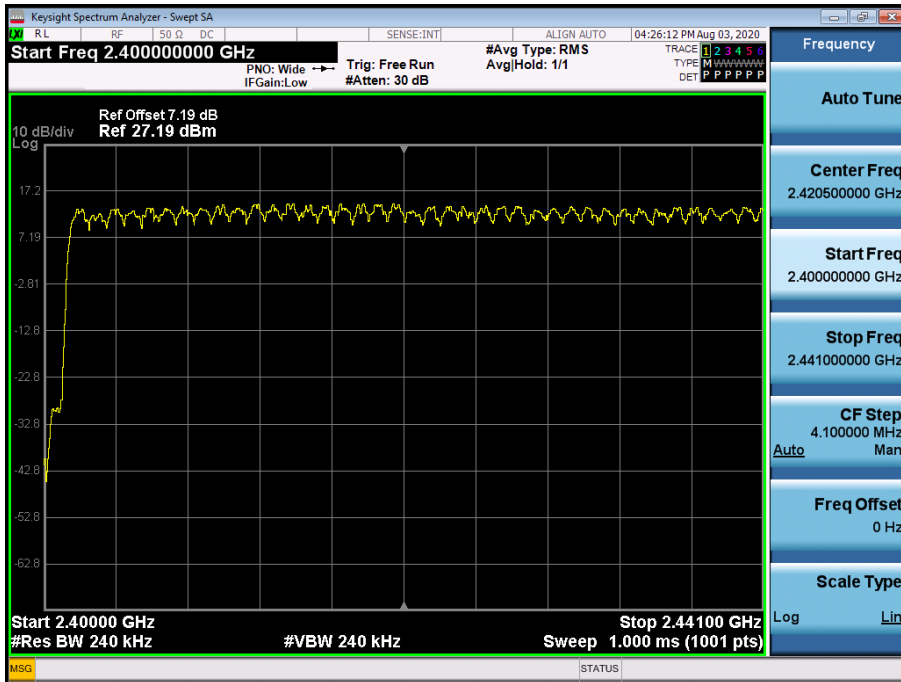
Test Plots (8DPSK)

Number of Channels (2.441 GHz - 2.482 GHz)



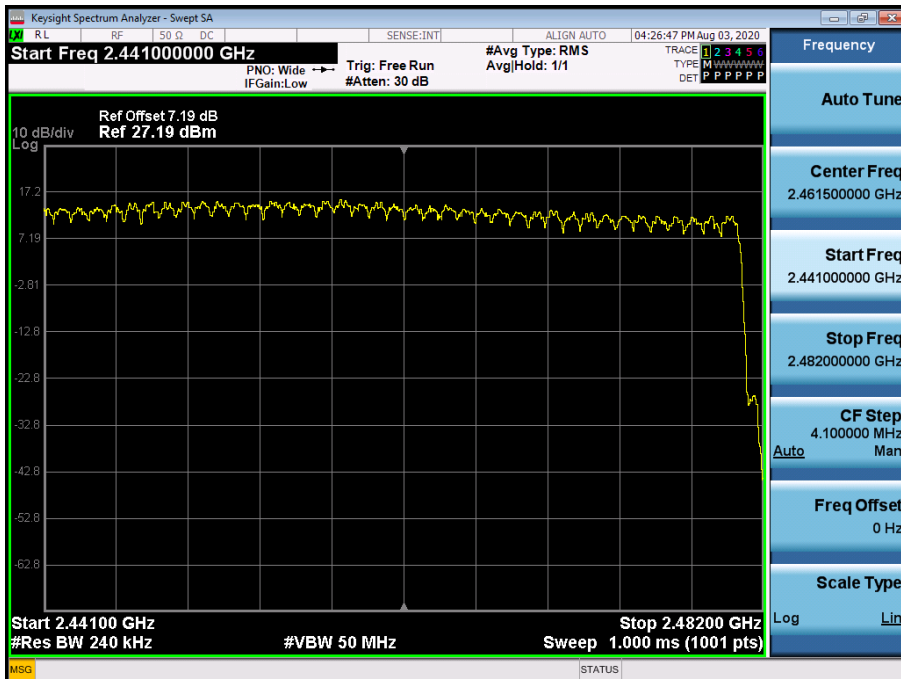
Test Plots ($\pi/4$ DQPSK)

Number of Channels (2.4 GHz - 2.441 GHz)



Test Plots ($\pi/4$ DQPSK)

Number of Channels (2.441 GHz - 2.482 GHz)



10.5 TIME OF OCCUPANCY (DWELL TIME)

[Ant.1]

Pulse Time (ms)	Channel	GFSK	8DPSK	$\pi/4$ DQPSK
	Low	2.885	2.890	2.885
	Mid	2.885	2.890	2.890
	High	2.885	2.890	2.885

Non-AFH Mode

Total of Dwell (ms)	Channel	GFSK	8DPSK	$\pi/4$ DQPSK	Period Time (s)	Limit (ms)
	Low	307.73	308.27	307.73	31.6	400
	Mid	307.73	308.27	308.27	31.6	
	High	307.73	308.27	307.73	31.6	

AFH Mode

Total of Dwell (ms)	Channel	GFSK	8DPSK	$\pi/4$ DQPSK	Period Time (s)	Limit (ms)
	Low	153.87	154.13	153.87	8.0	400
	Mid	153.87	154.13	154.13	8.0	
	High	153.87	154.13	153.87	8.0	

[Ant.2]

Pulse Time (ms)	Channel	GFSK	8DPSK	$\pi/4$ DQPSK
	Low	2.885	2.890	2.890
	Mid	2.880	2.890	2.885
	High	2.885	2.890	2.885

Non-AFH Mode

Total of Dwell (ms)	Channel	GFSK	8DPSK	$\pi/4$ DQPSK	Period Time (s)	Limit (ms)
	Low	307.73	308.27	308.27	31.6	
	Mid	307.20	308.27	307.73	31.6	
	High	307.73	308.27	307.73	31.6	

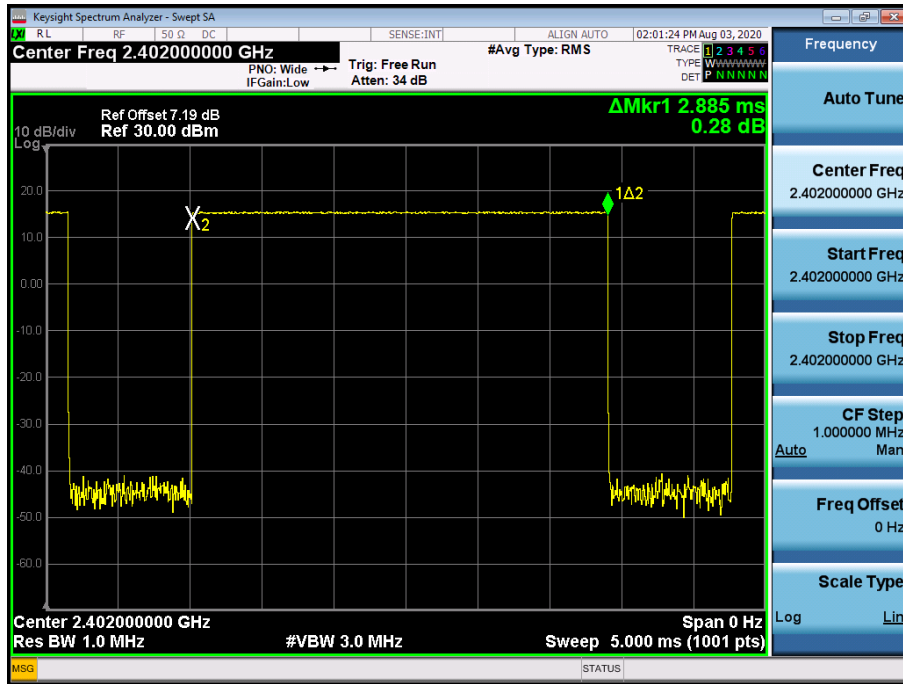
AFH Mode

Total of Dwell (ms)	Channel	GFSK	8DPSK	$\pi/4$ DQPSK	Period Time (s)	Limit (ms)
	Low	153.87	154.13	154.13	8.0	
	Mid	153.60	154.13	153.87	8.0	
	High	153.87	154.13	153.87	8.0	

[Ant.1]

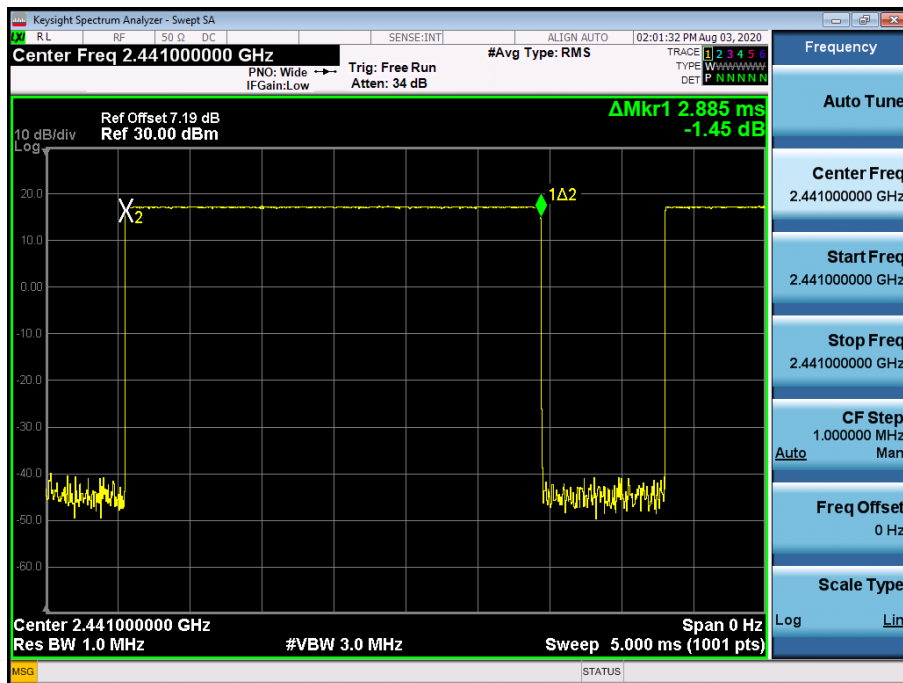
Test Plots (GFSK)

Dwell Time (CH.0)

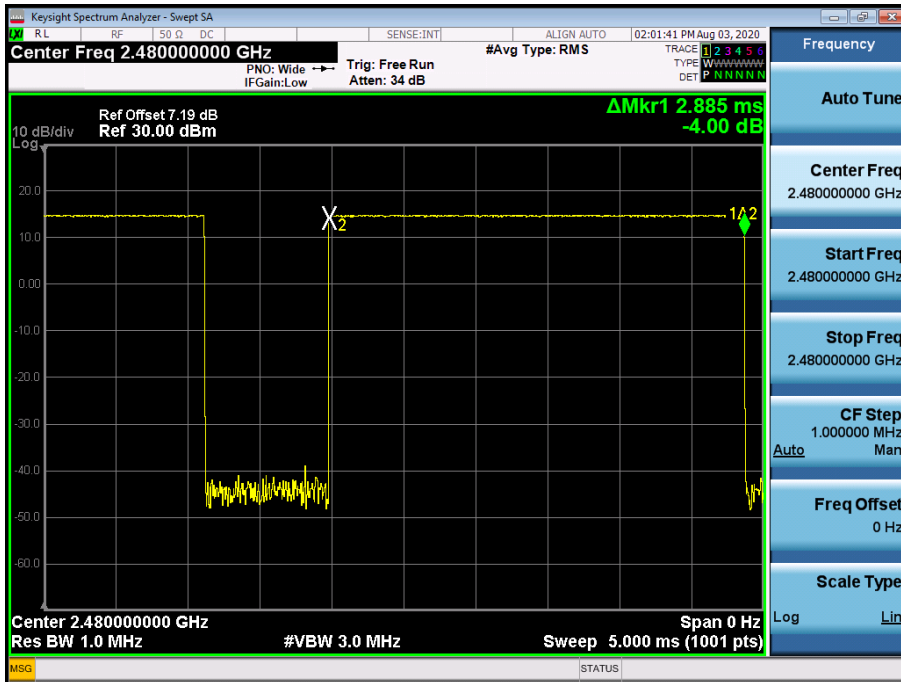


Test Plots (GFSK)

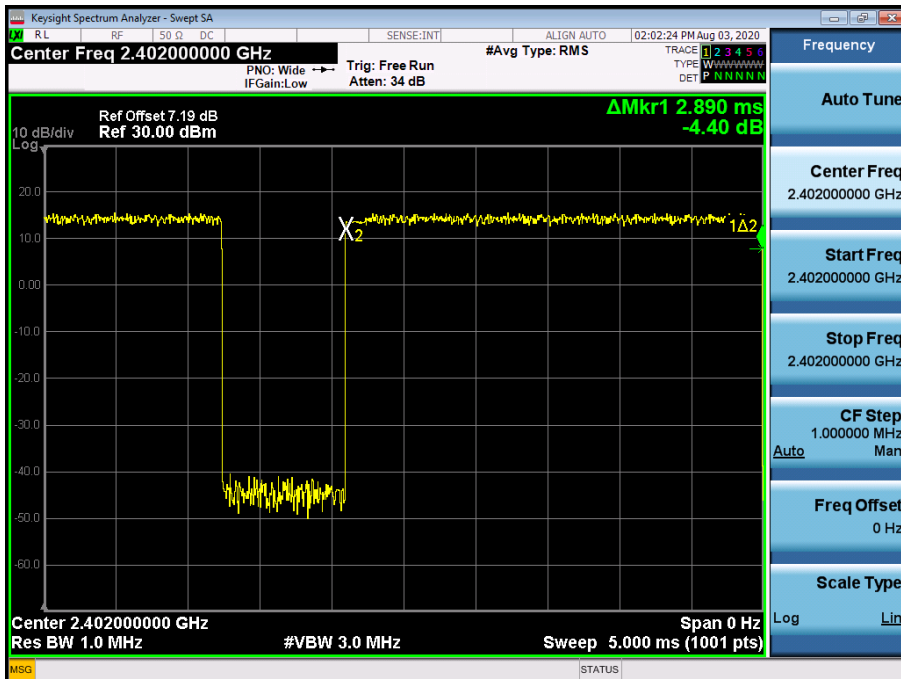
Dwell Time (CH.39)



Test Plots (GFSK)
Dwell Time (CH.78)

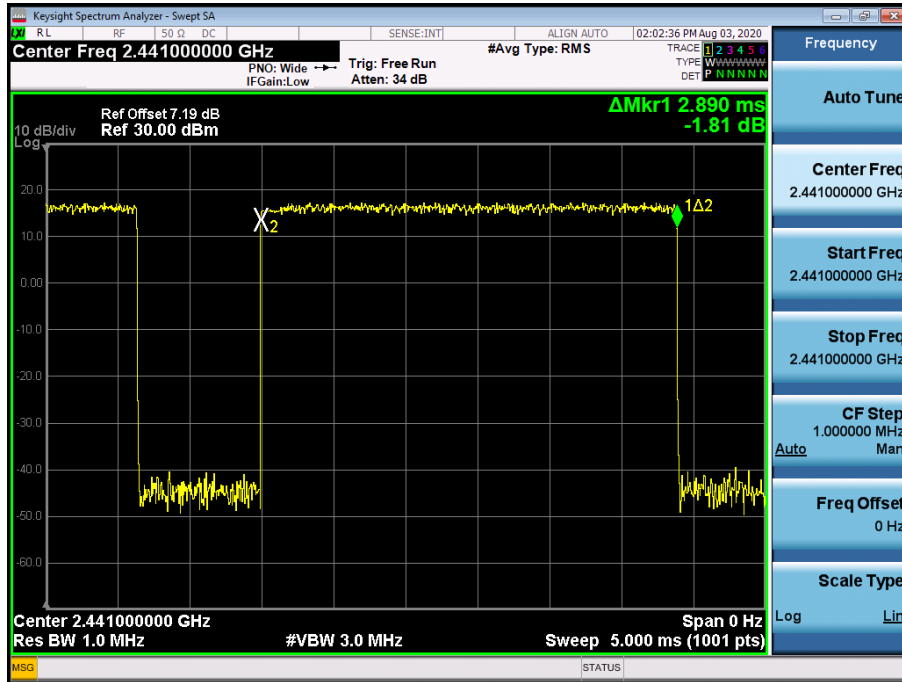


Test Plots (8DPSK)
Dwell Time (CH.0)



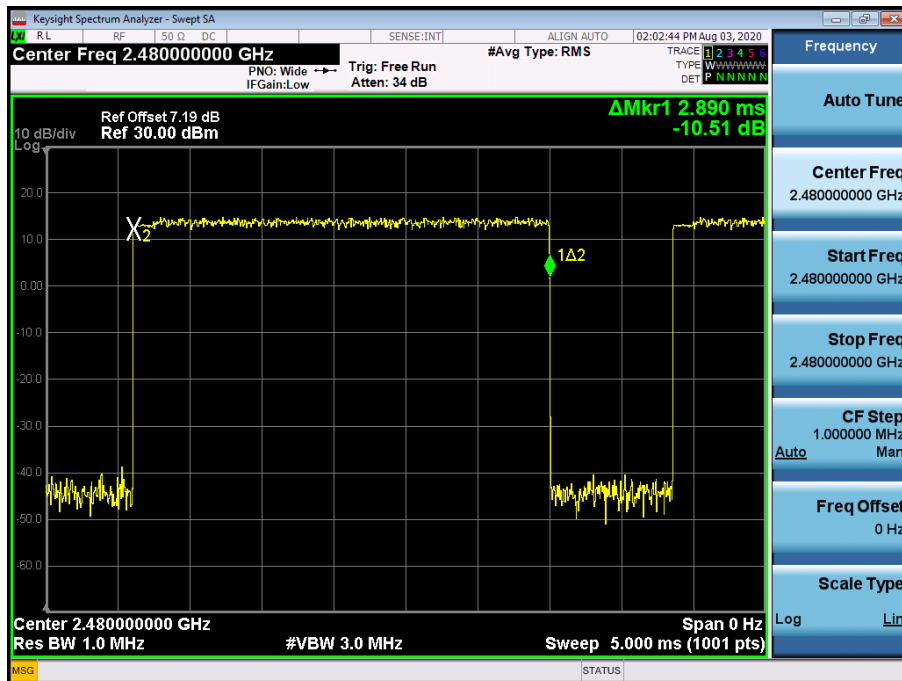
Test Plots (8DPSK)

Dwell Time (CH.39)



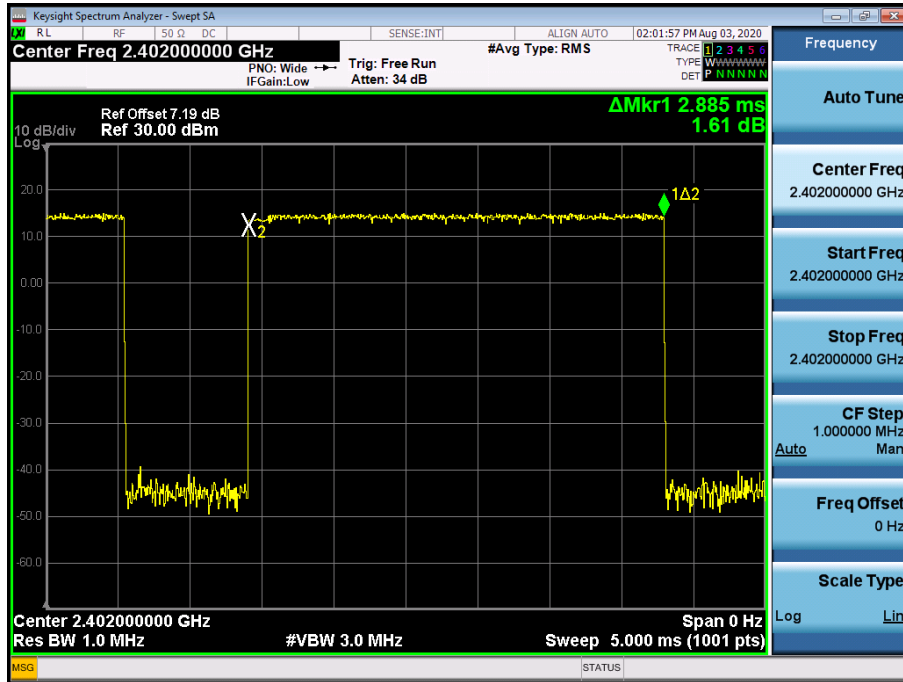
Test Plots (8DPSK)

Dwell Time (CH.78)



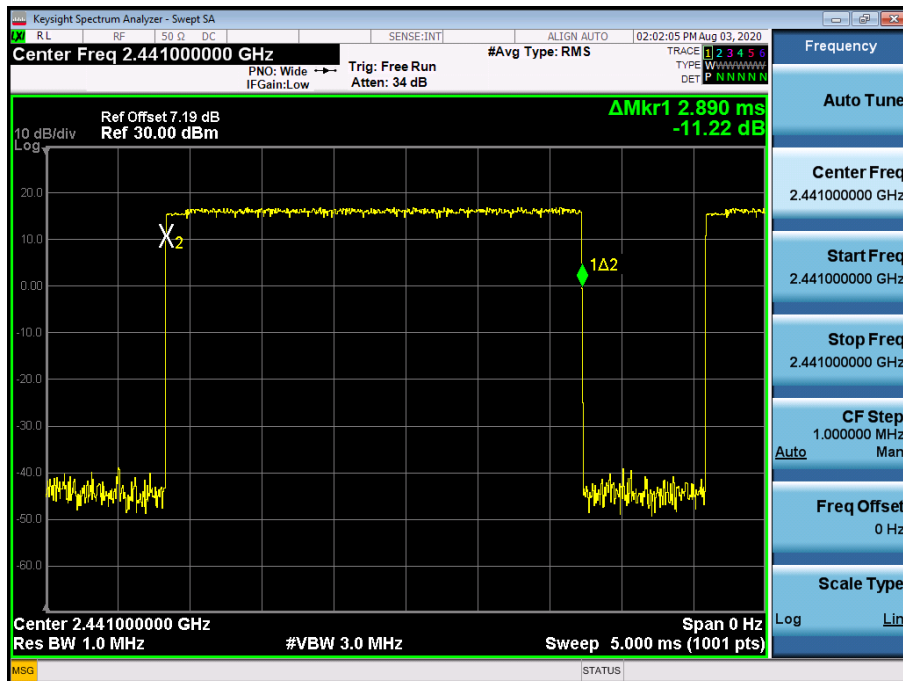
Test Plots ($\pi/4$ DQPSK)

Dwell Time (CH.0)



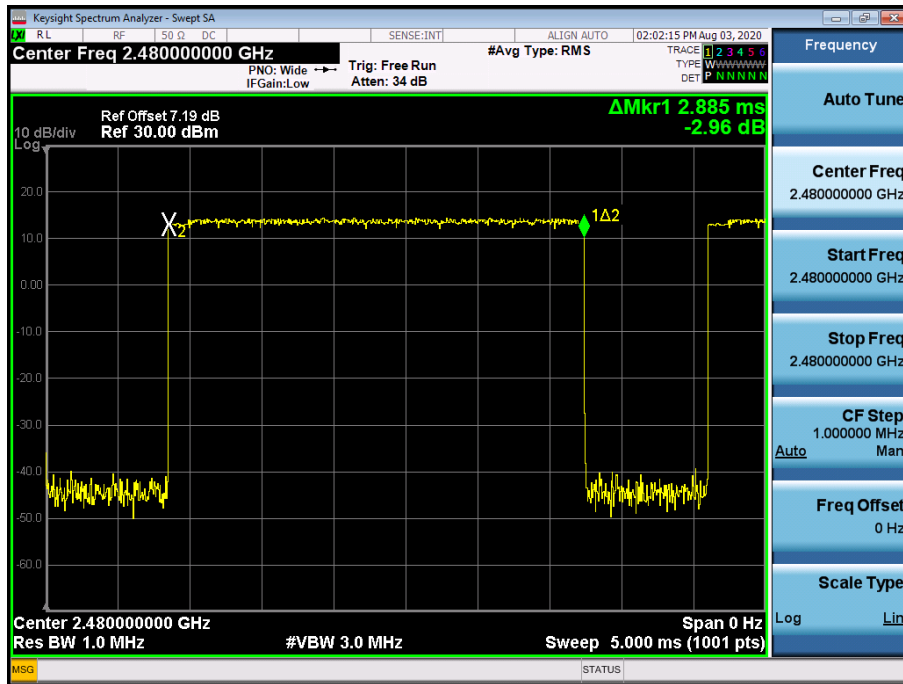
Test Plots ($\pi/4$ DQPSK)

Dwell Time (CH.39)



Test Plots ($\pi/4$ DQPSK)

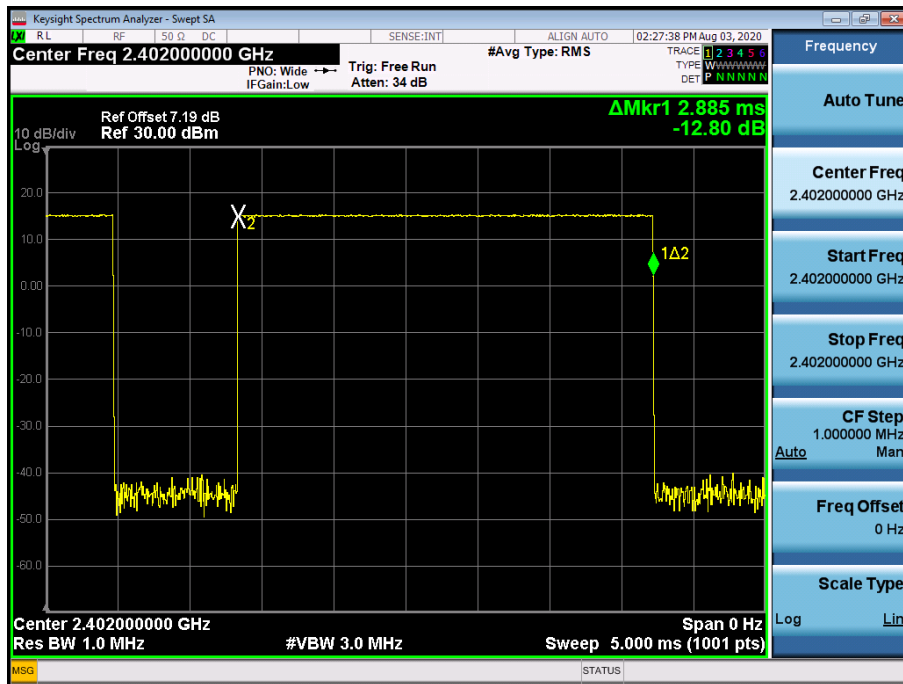
Dwell Time (CH.78)



[Ant.2]

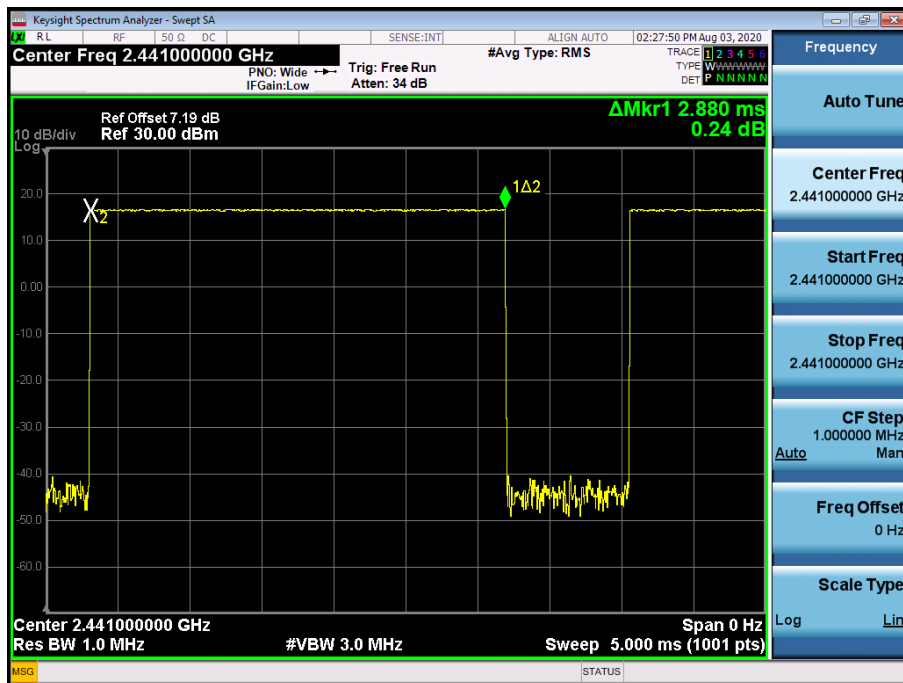
Test Plots (GFSK)

Dwell Time (CH.0)

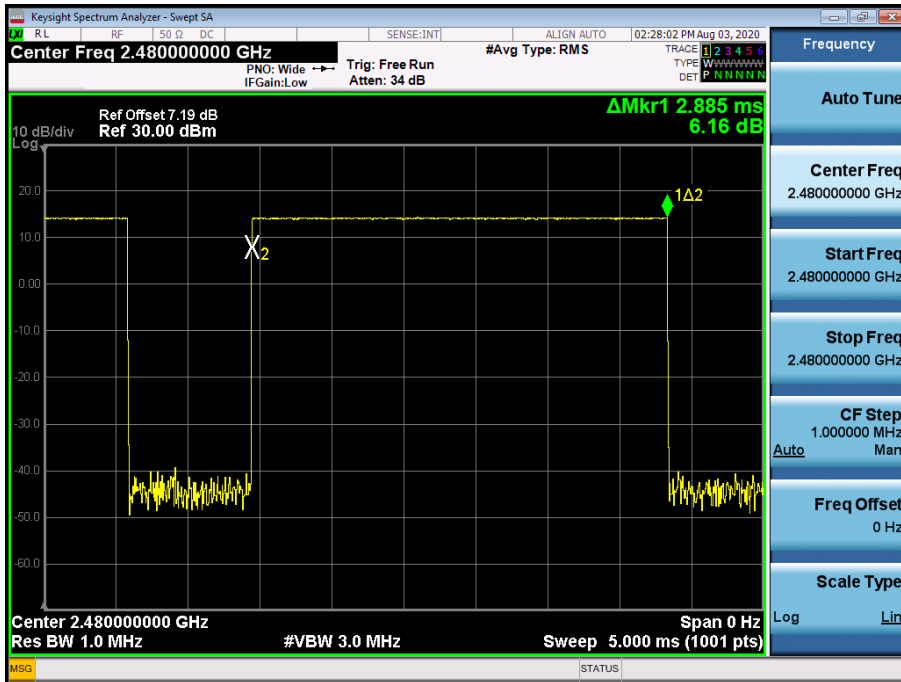


Test Plots (GFSK)

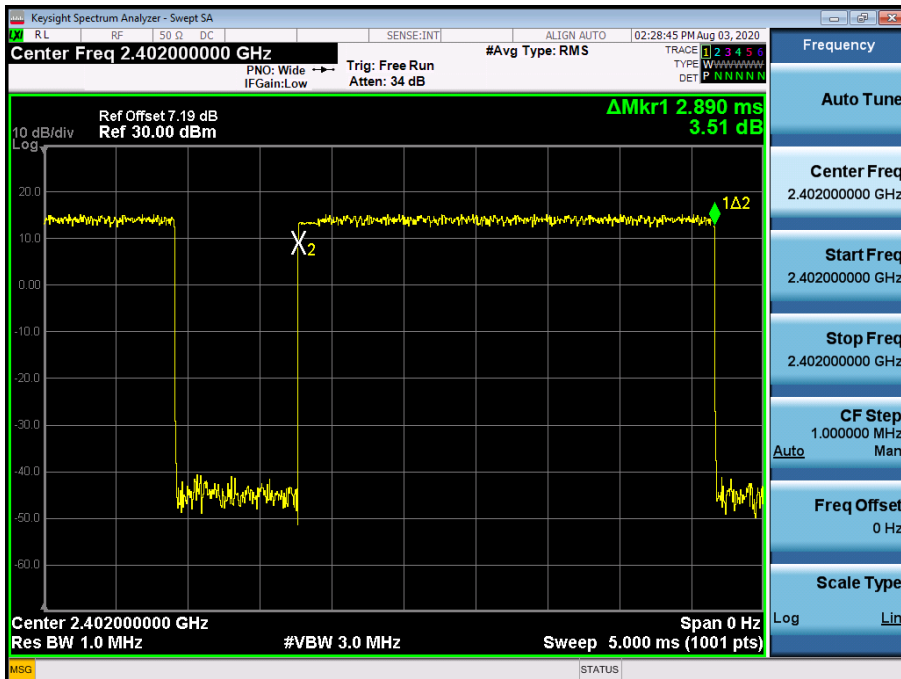
Dwell Time (CH.39)



Test Plots (GFSK)
Dwell Time (CH.78)

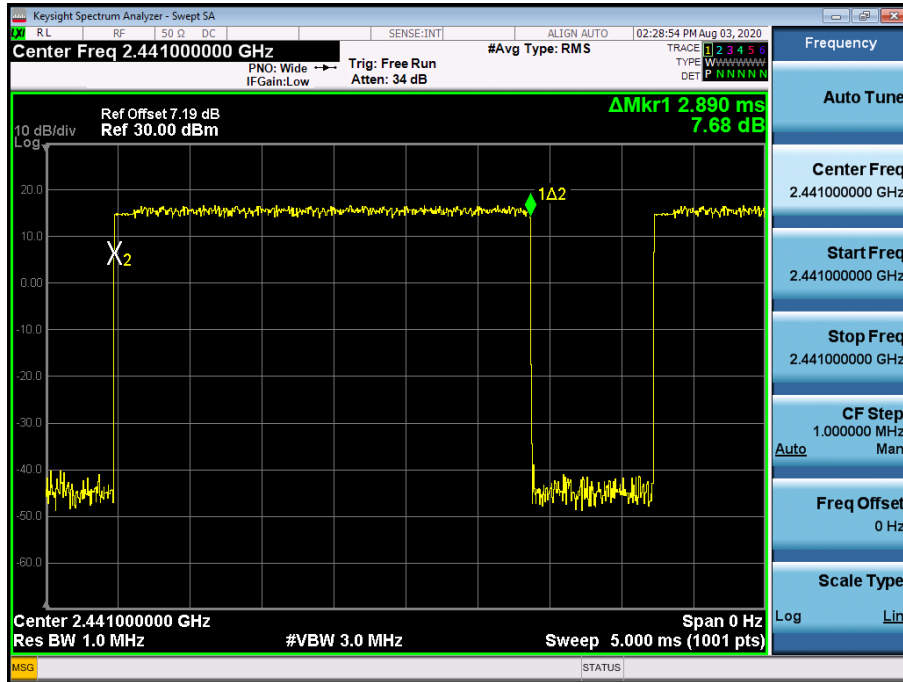


Test Plots (8DPSK)
Dwell Time (CH.0)



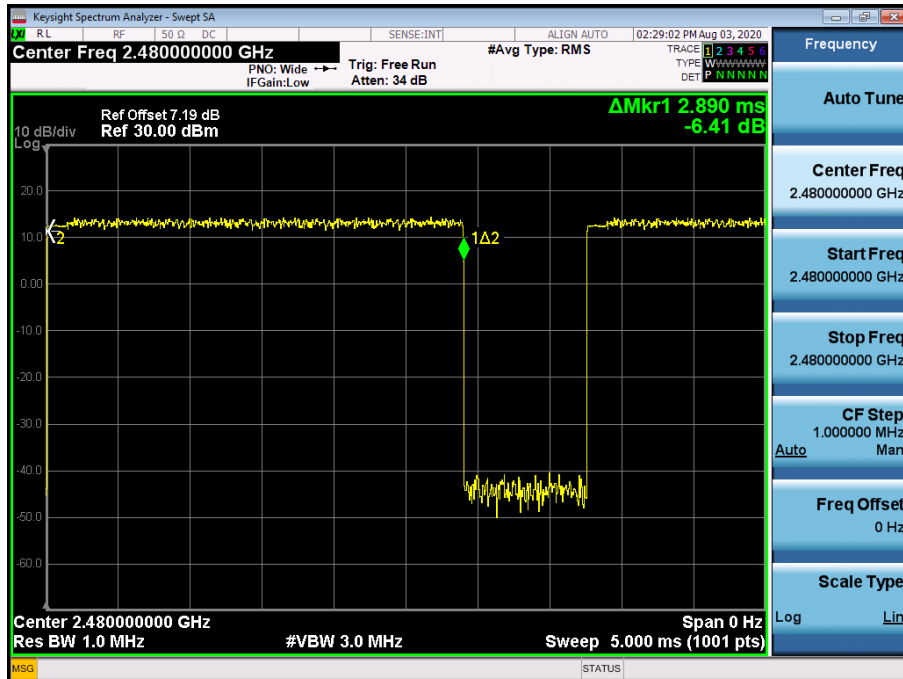
Test Plots (8DPSK)

Dwell Time (CH.39)



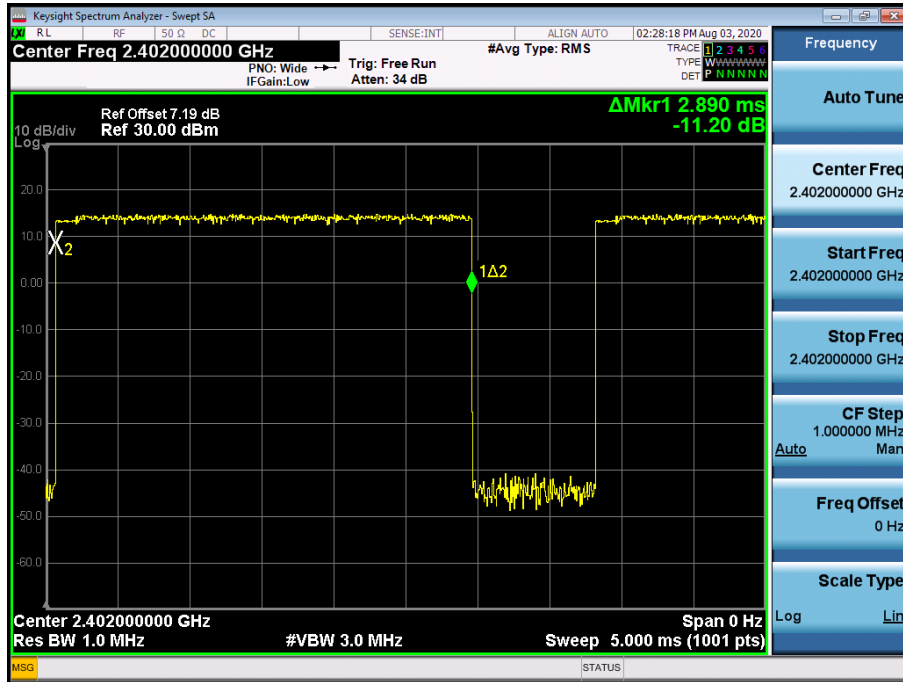
Test Plots (8DPSK)

Dwell Time (CH.78)



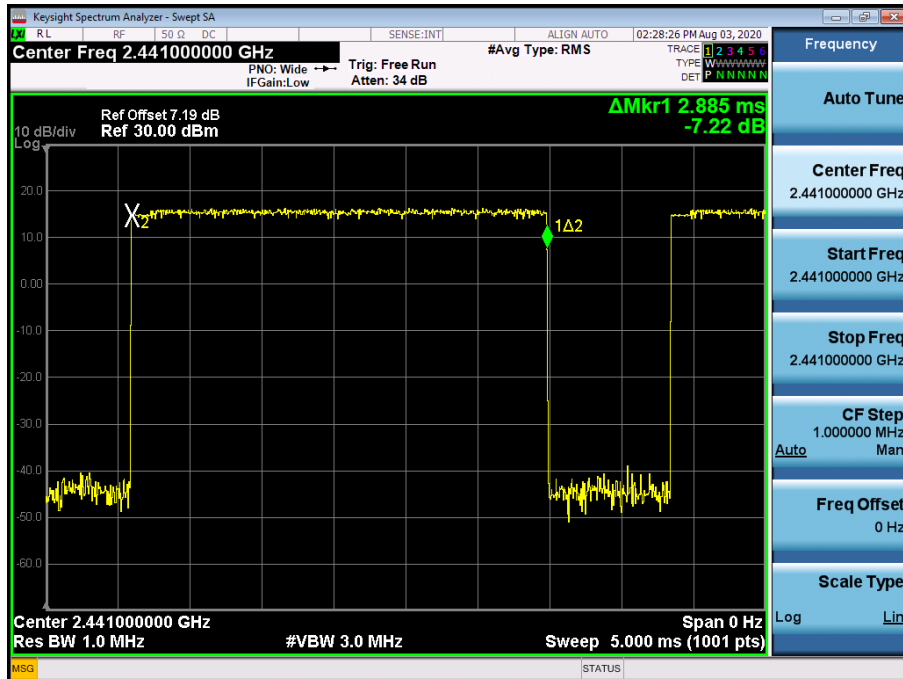
Test Plots ($\pi/4$ DQPSK)

Dwell Time (CH.0)



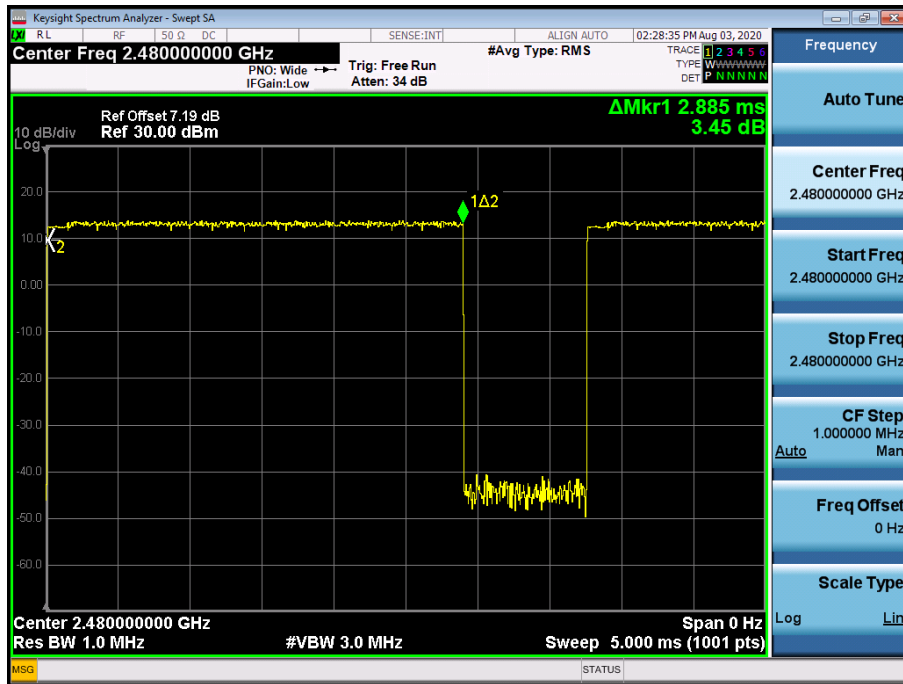
Test Plots ($\pi/4$ DQPSK)

Dwell Time (CH.39)



Test Plots ($\pi/4$ DQPSK)

Dwell Time (CH.78)



10.6 SPURIOUS EMISSIONS

10.6.1 CONDUCTED SPURIOUS EMISSIONS

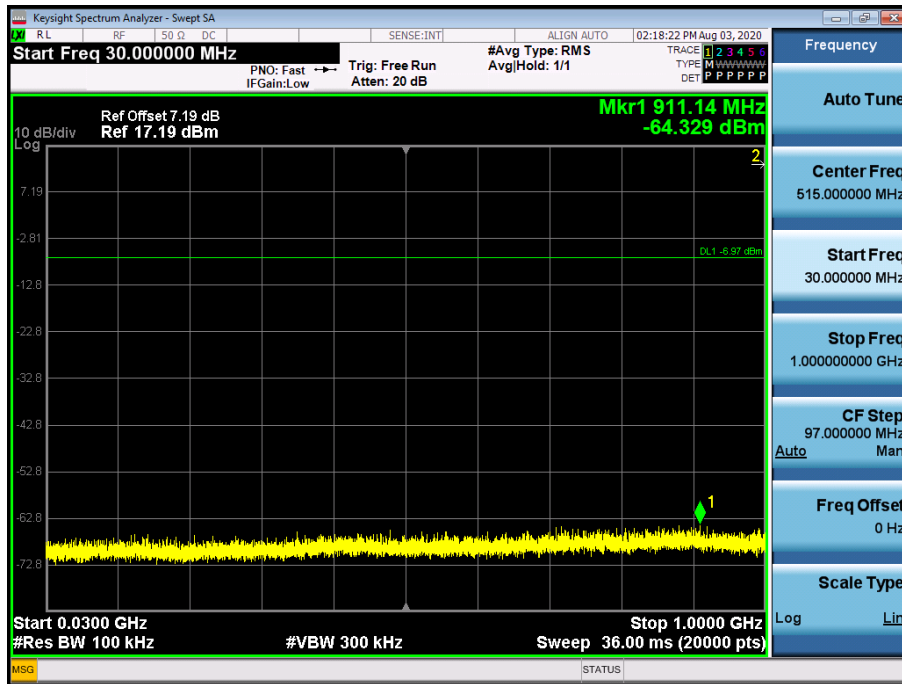
Test Result : please refer to the plot below.

In order to simplify the report, attached plots were only the worst case channel and data rate.

[Ant.1]

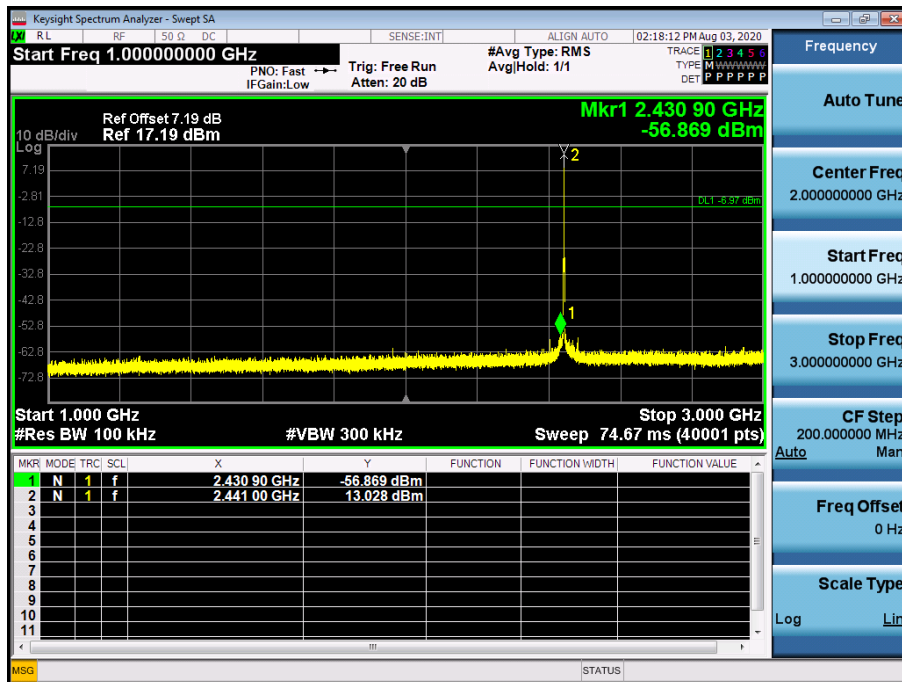
Test Plots (8DPSK)- 30 MHz - 1 GHz

Spurious Emission (CH.39)

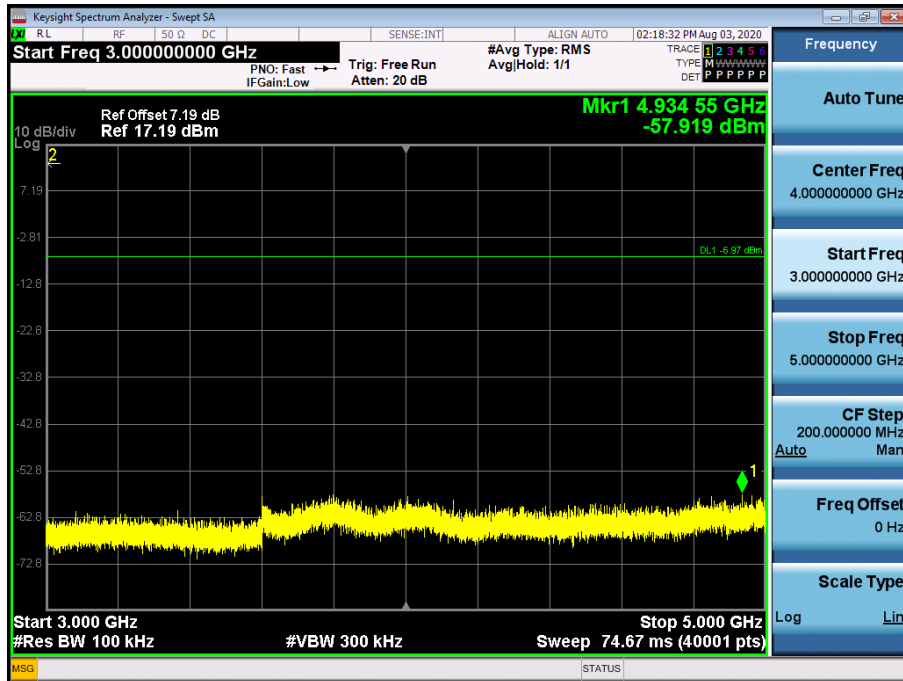


Test Plots (8DPSK)- 1 GHz – 3 GHz

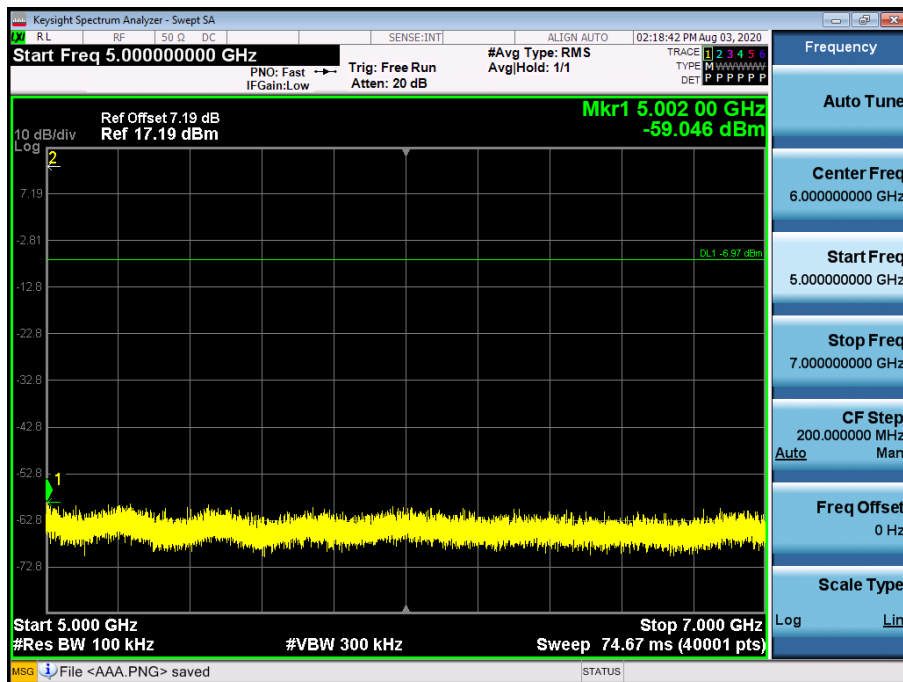
Spurious Emission (CH.39)



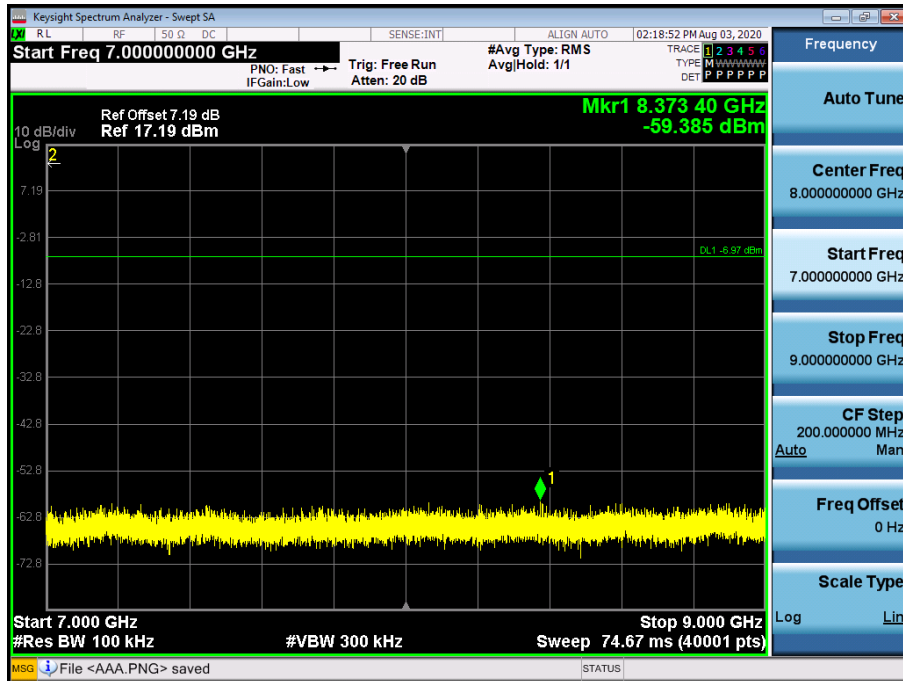
Test Plots(8DPSK)- 3 GHz - 5 GHz
Spurious Emission (CH.39)



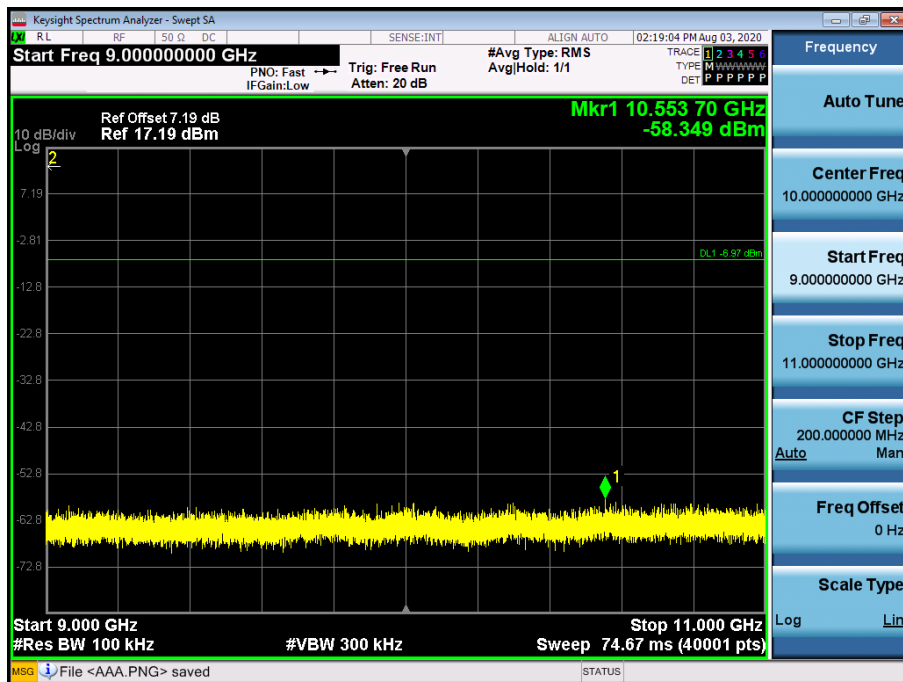
Test Plots (8DPSK)- 5 GHz - 7 GHz
Spurious Emission (CH.39)



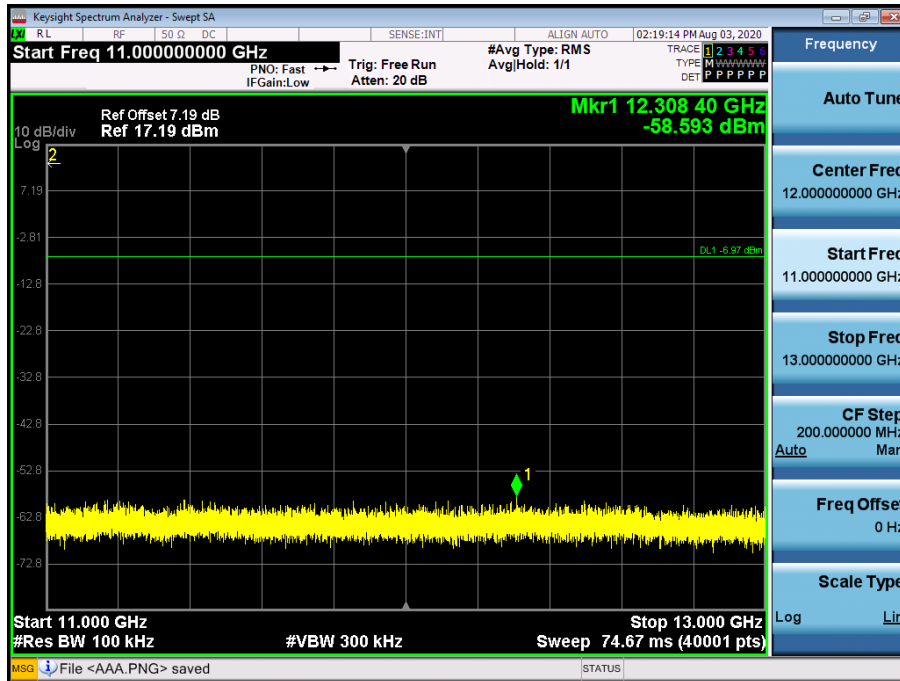
Test Plots(8DPSK)- 7 GHz - 9 GHz
Spurious Emission (CH.39)



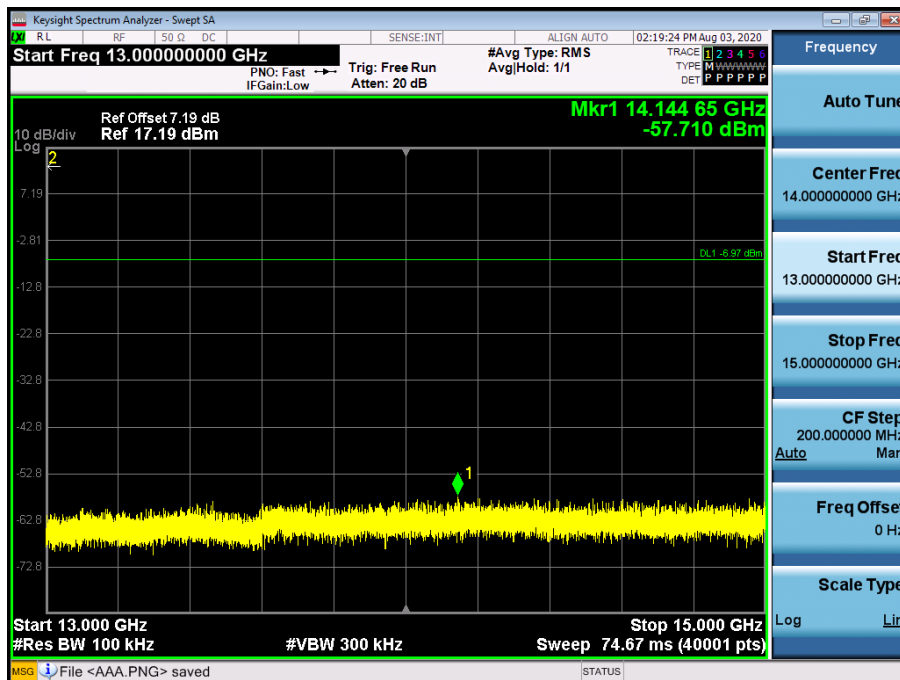
Test Plots(8DPSK)- 9 GHz - 11 GHz
Spurious Emission (CH.39)



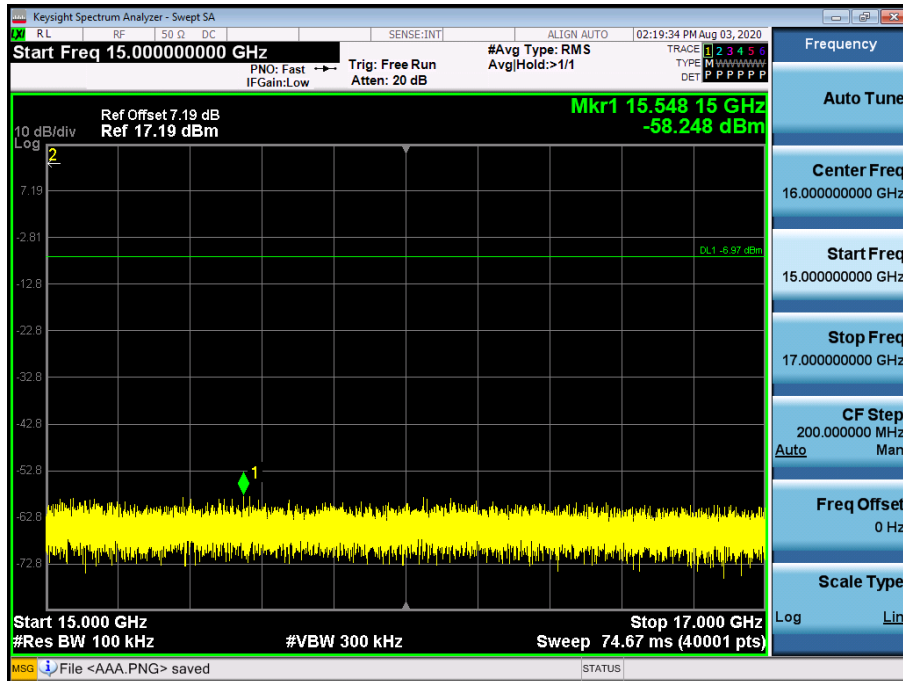
Test Plots(8DPSK) 11 GHz - 13 GHz
Spurious Emission (CH.39)



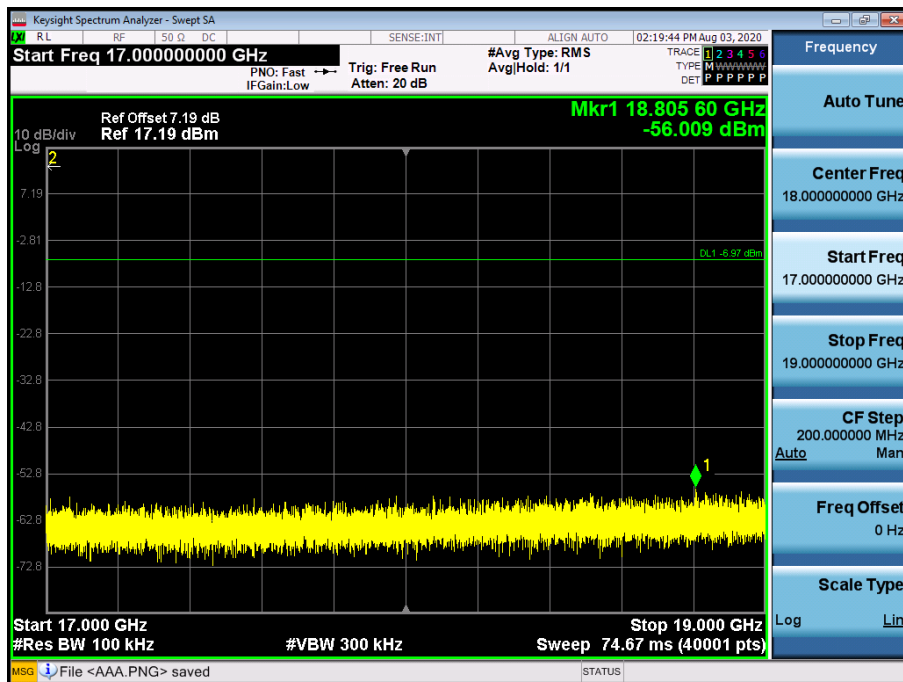
Test Plots (8DPSK)- 13 GHz – 15 GHz
Spurious Emission (CH.39)



Test Plots(8DPSK)- 15 GHz - 17 GHz
Spurious Emission (CH.39)

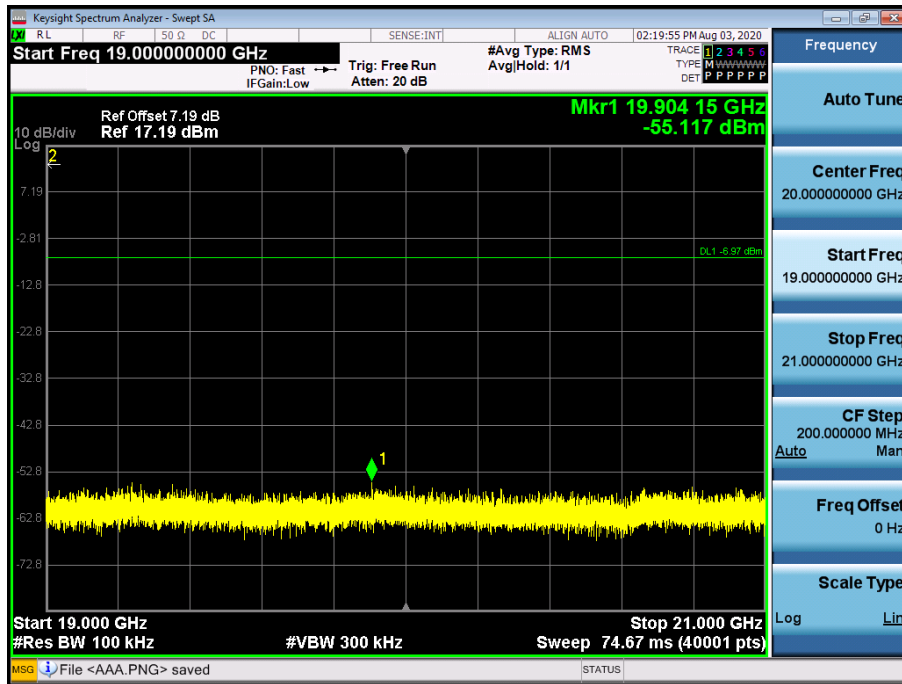


Test Plots(8DPSK)- 17 GHz - 19 GHz
Spurious Emission (CH.39)



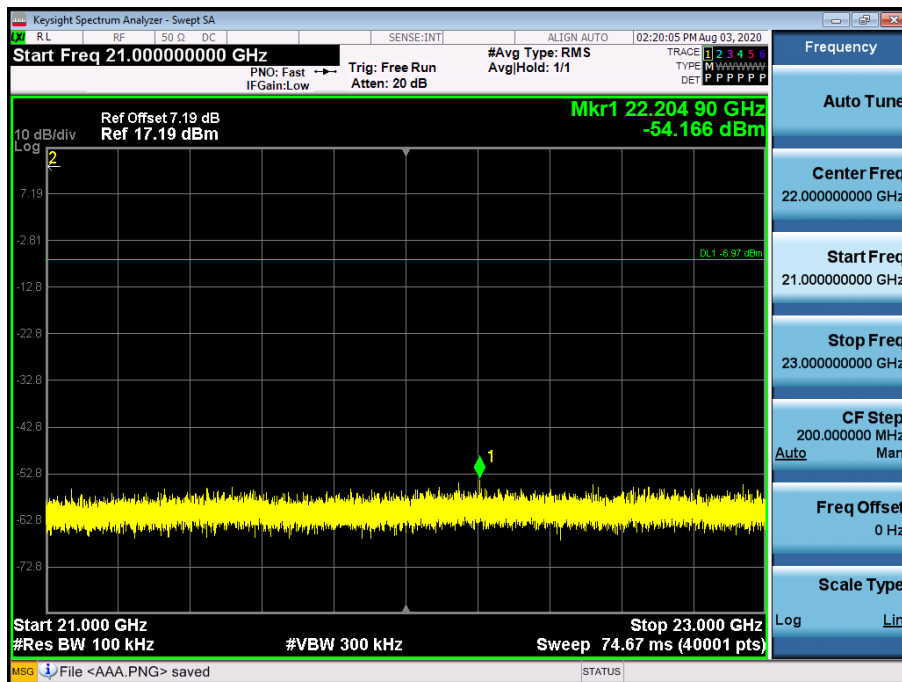
Test Plots (8DPSK)- 19 GHz - 21 GHz

Spurious Emission (CH.39)

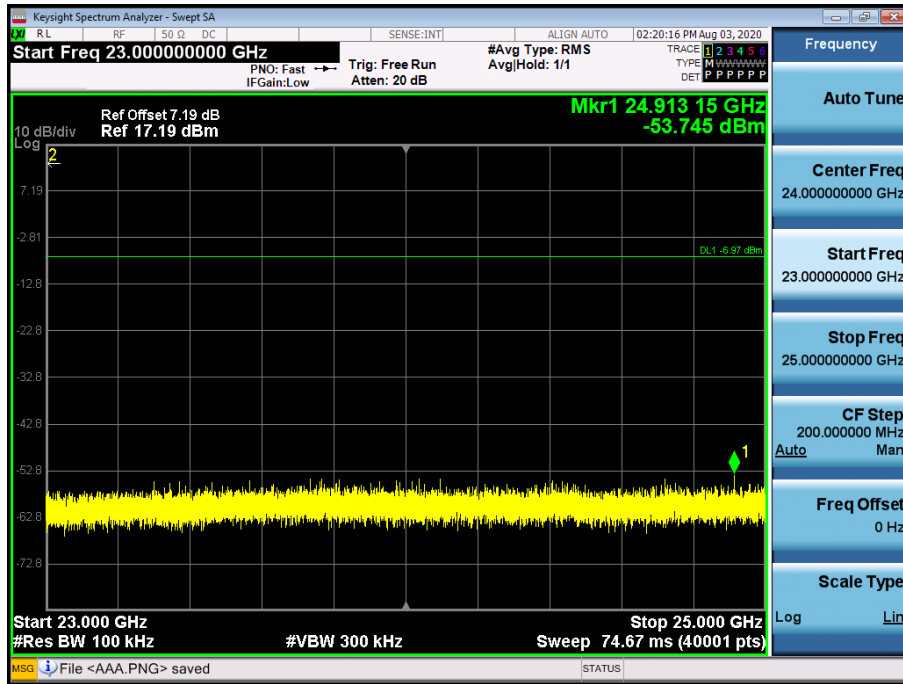


Test Plots (8DPSK)- 21 GHz - 23 GHz

Spurious Emission (CH.39)



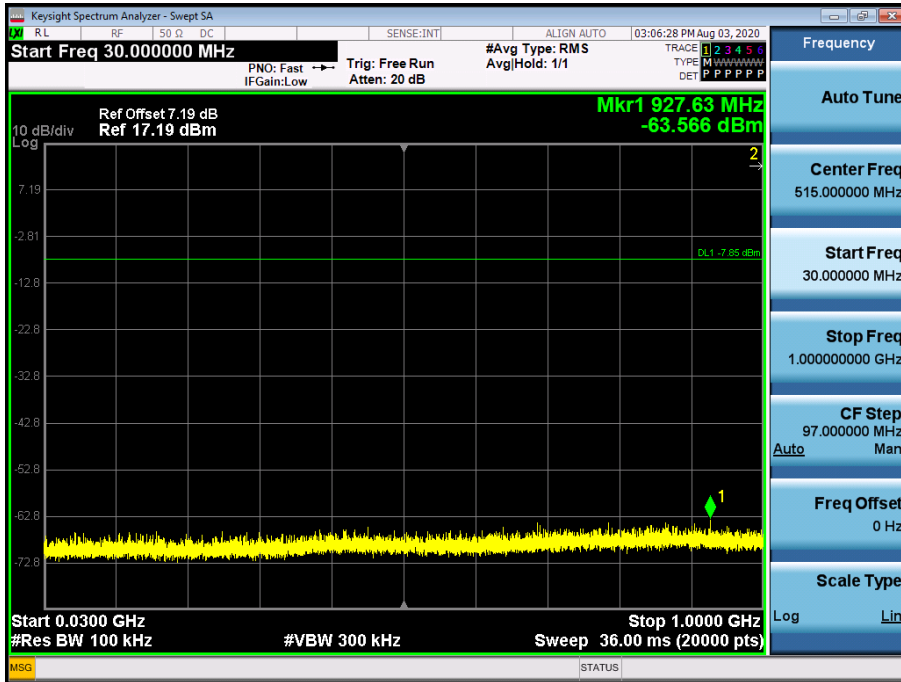
Test Plots (8DPSK)- 23 GHz - 25 GHz
Spurious Emission (CH.39)



[Ant.2]

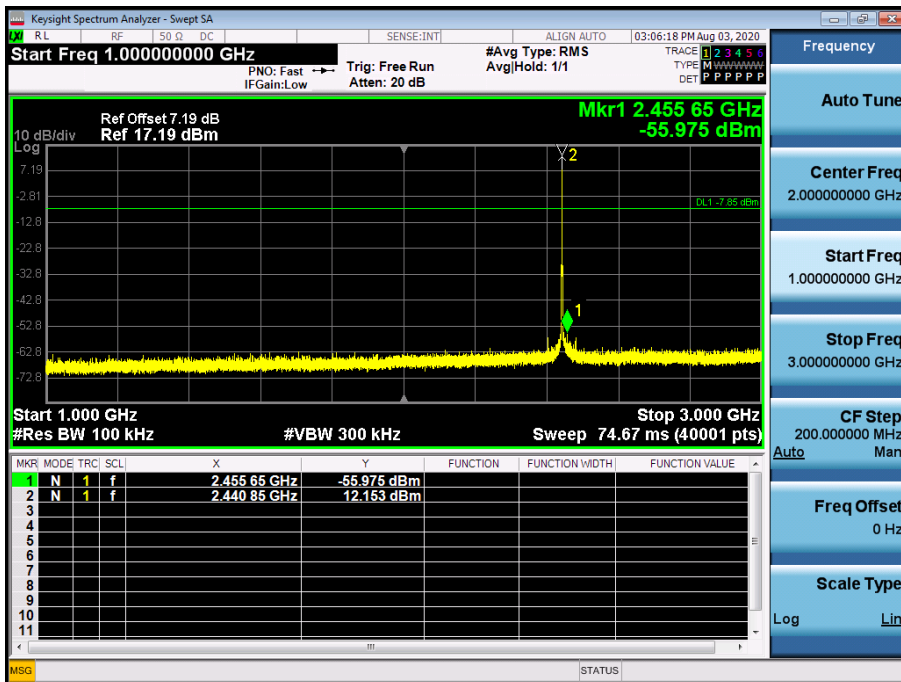
Test Plots (8DPSK)- 30 MHz - 1 GHz

Spurious Emission (CH.39)

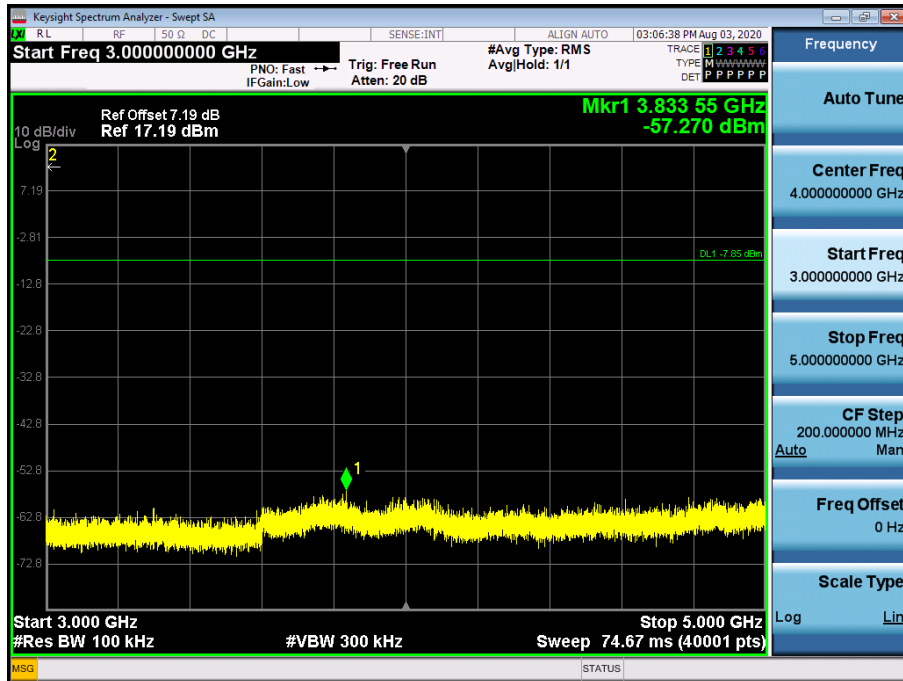


Test Plots (8DPSK)- 1 GHz – 3 GHz

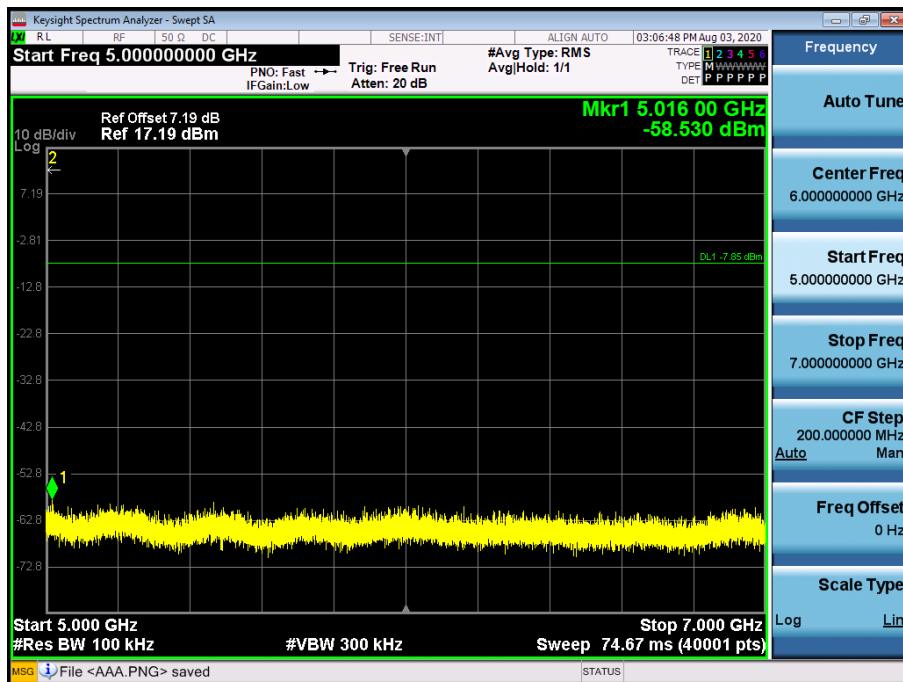
Spurious Emission (CH.39)



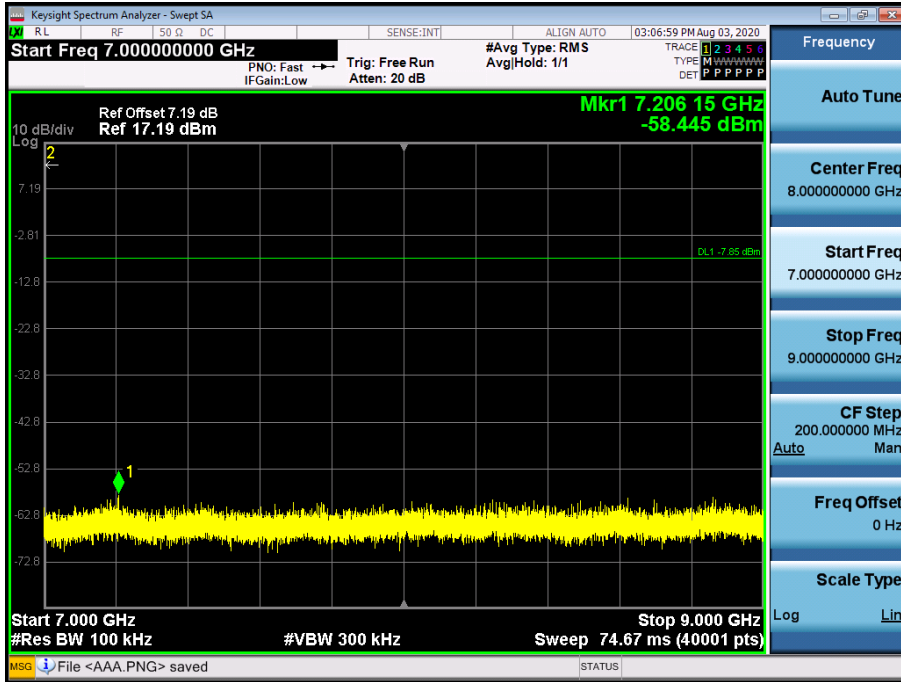
Test Plots(8DPSK)- 3 GHz - 5 GHz
Spurious Emission (CH.39)



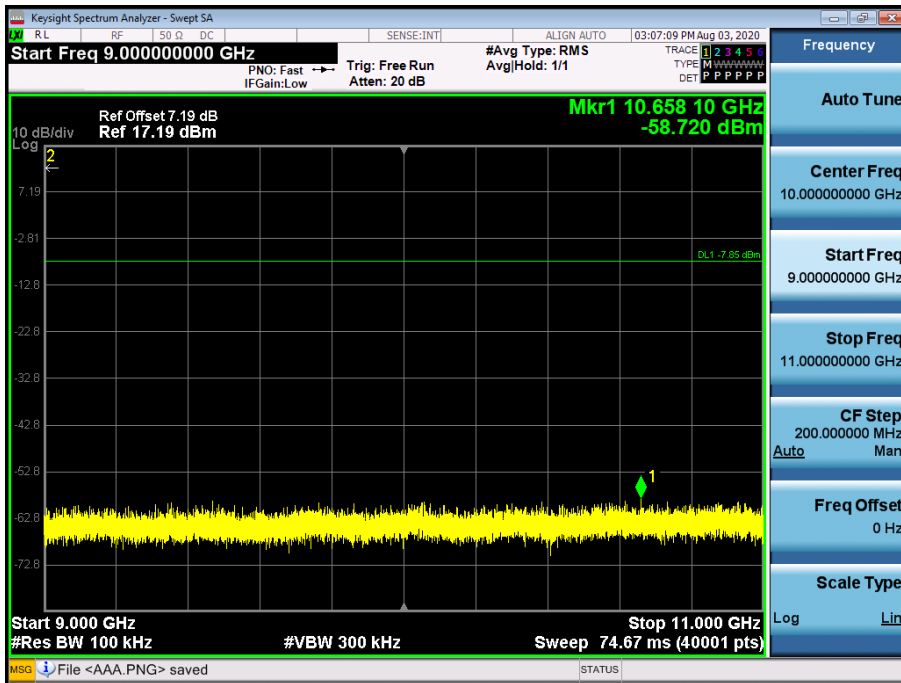
Test Plots (8DPSK)- 5 GHz - 7 GHz
Spurious Emission (CH.39)



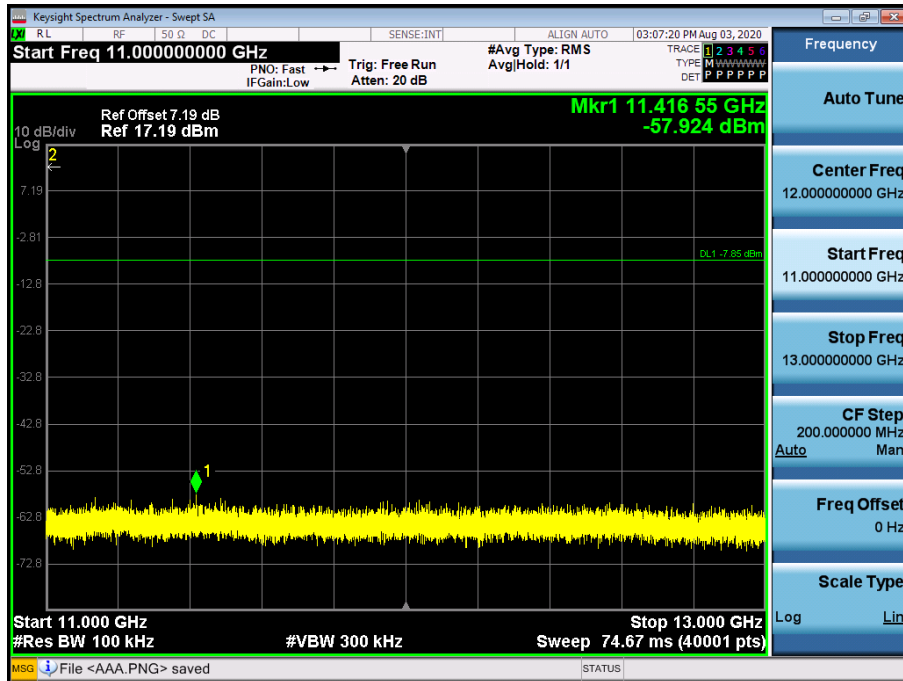
Test Plots(8DPSK)- 7 GHz - 9 GHz
Spurious Emission (CH.39)



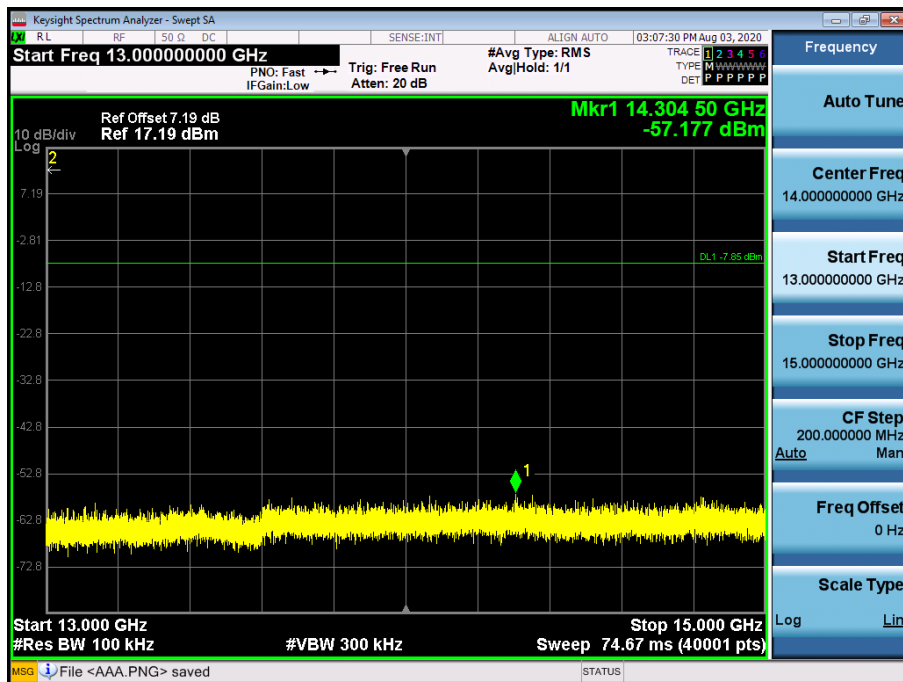
Test Plots(8DPSK)- 9 GHz - 11 GHz
Spurious Emission (CH.39)



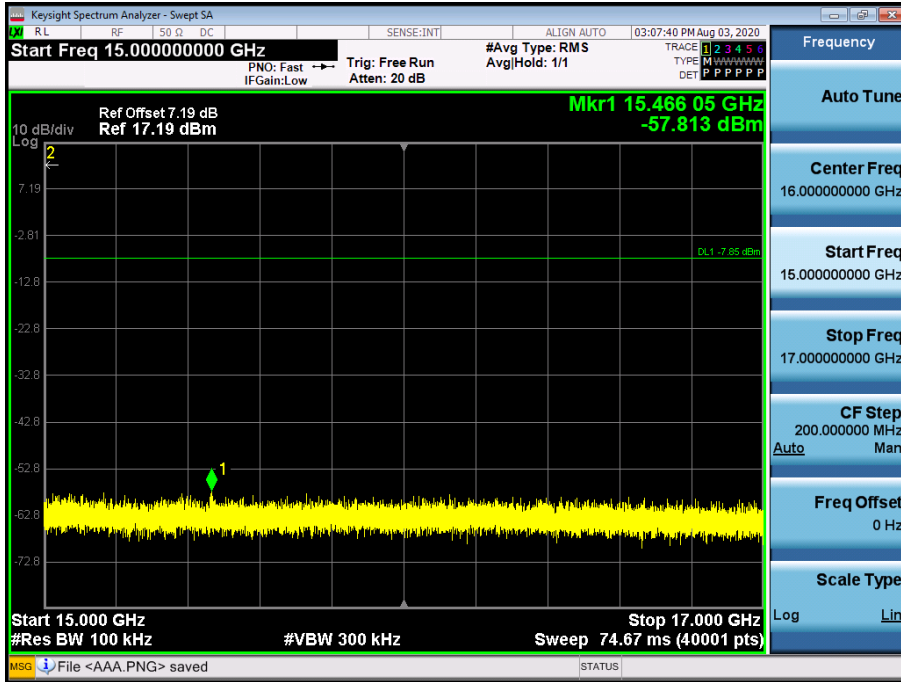
Test Plots(8DPSK) 11 GHz - 13 GHz
Spurious Emission (CH.39)



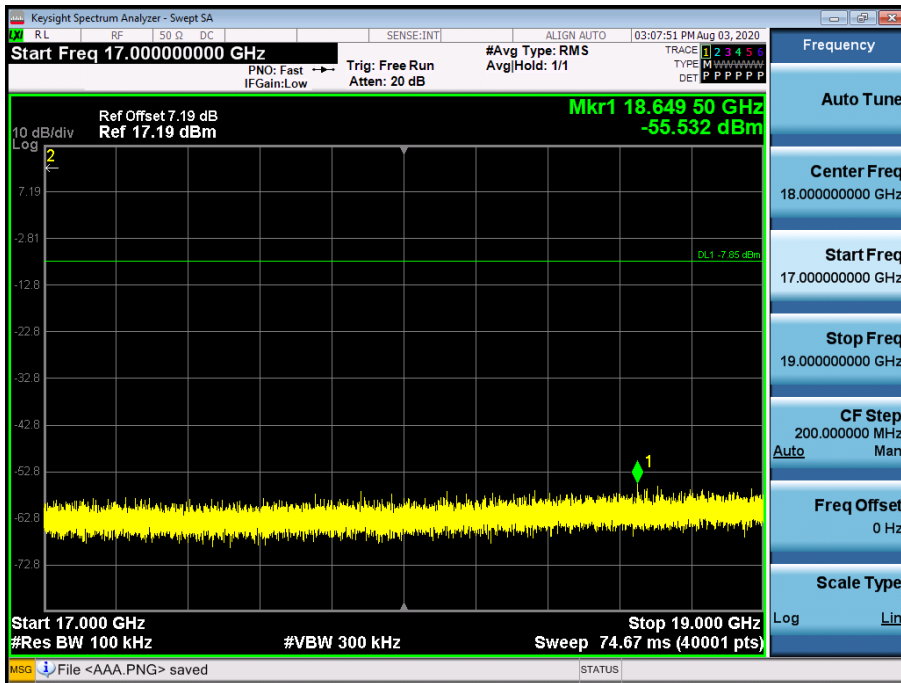
Test Plots (8DPSK)- 13 GHz – 15 GHz
Spurious Emission (CH.39)



Test Plots(8DPSK)- 15 GHz - 17 GHz
Spurious Emission (CH.39)

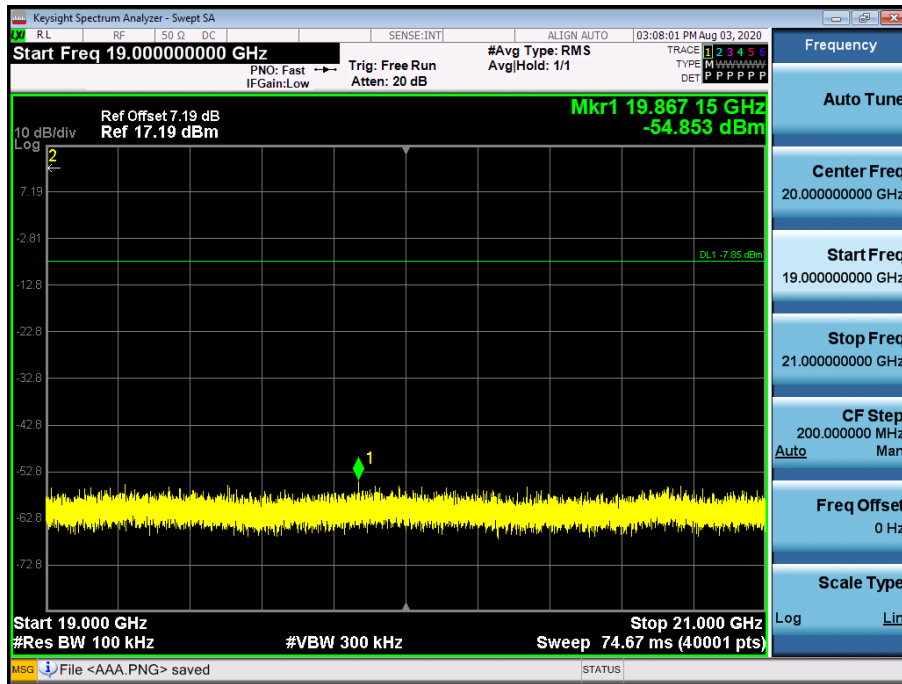


Test Plots(8DPSK)- 17 GHz - 19 GHz
Spurious Emission (CH.39)



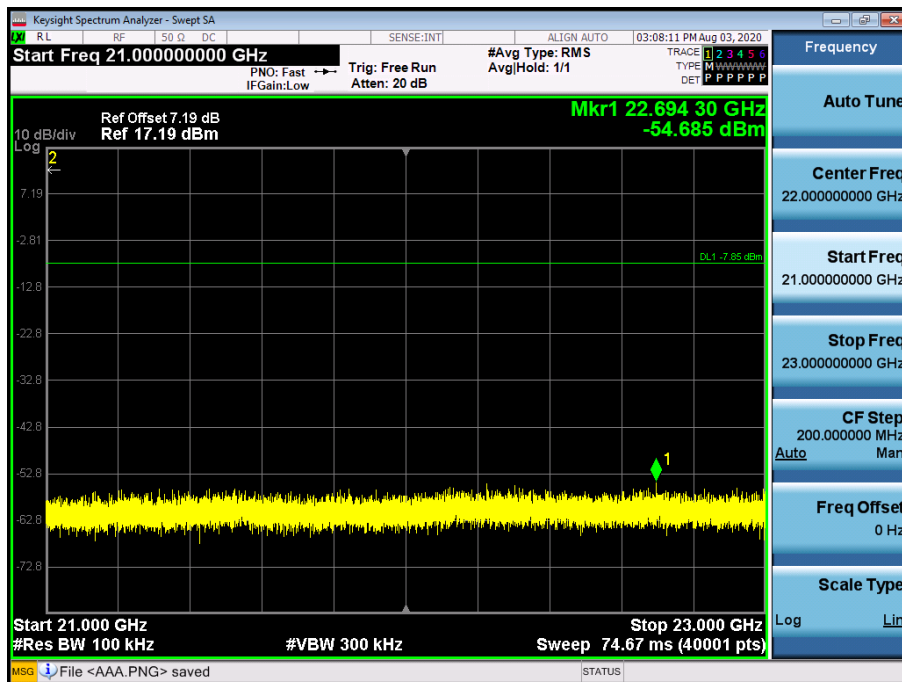
Test Plots (8DPSK)- 19 GHz - 21 GHz

Spurious Emission (CH.39)

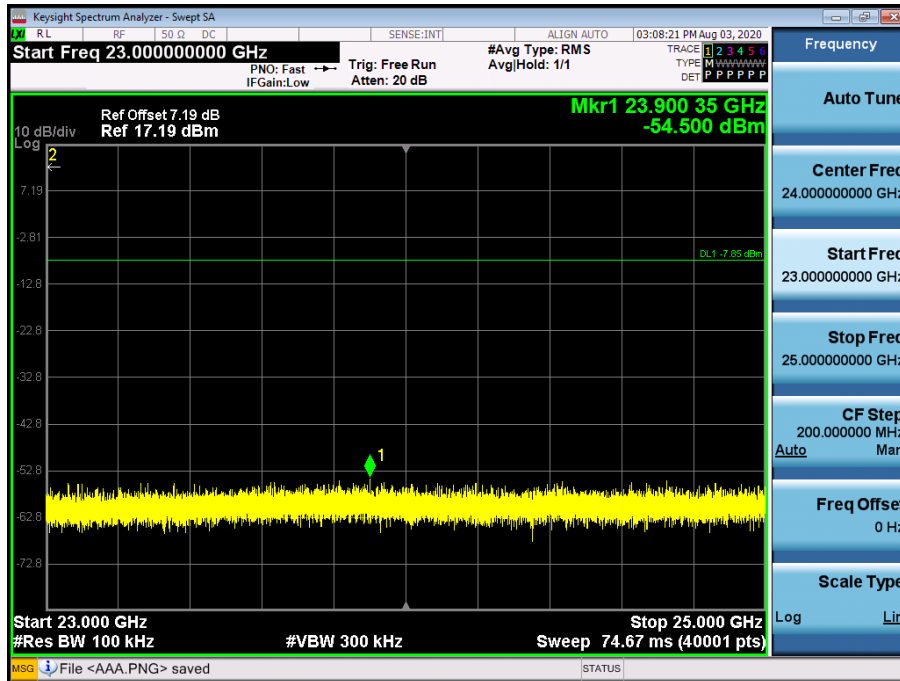


Test Plots (8DPSK)- 21 GHz - 23 GHz

Spurious Emission (CH.39)



Test Plots (8DPSK)- 23 GHz - 25 GHz
Spurious Emission (CH.39)



10.6.2 RADIATED SPURIOUS EMISSIONS

Frequency Range : 9 kHz – 30MHz

Frequency	Reading	Ant. factor	Cable loss	Ant. POL	Total	Limit	Margin
MHz	dBuV/m	dBm/m	dBm	(H/V)	dBuV/m	dBuV/m	dB
No Critical peaks found							

Note:

1. The reading of emissions are attenuated more than 20 dB below the permissible limits or the field strength is too small to be measured.
2. Distance extrapolation factor = $40\log(\text{specific distance} / \text{test distance})$ (dB)
3. Limit line = specific Limits (dBuV) + Distance extrapolation factor
4. Radiated test is performed with hopping off.

Frequency Range : Below 1 GHz

Frequency	Reading	Ant. factor	Cable loss	Ant. POL	Total	Limit	Margin
MHz	dBuV/m	dBm/m	dBm	(H/V)	dBuV/m	dBuV/m	dB
No Critical peaks found							

Note:

1. Radiated emissions measured in frequency range from 30 MHz to 1000 MHz were made with an instrument using Quasi peak detector mode.
2. Radiated test is performed with hopping off.

Frequency Range : Above 1 GHz

[Ant.1]

Operation Mode: CH Low(GFSK)

Frequency [MHz]	Reading [dBuV]	A.F + C.L - A.G + D.F [dB]	Pol. [H/V]	Total [dBuV/m]	Limit [dBuV/m]	Margin [dB]	Measurement Type
4804	41.75	2.30	V	44.05	73.98	29.93	PK
4804	28.88	2.30	V	31.18	53.98	22.80	AV
7206	38.44	12.07	V	50.51	73.98	23.47	PK
7206	25.76	12.07	V	37.83	53.98	16.15	AV
4804	42.27	2.30	H	44.57	73.98	29.41	PK
4804	29.11	2.30	H	31.41	53.98	22.57	AV
7206	38.56	12.07	H	50.63	73.98	23.35	PK
7206	25.79	12.07	H	37.86	53.98	16.12	AV

Operation Mode: CH Mid(GFSK)

Frequency [MHz]	Reading [dBuV]	A.F + C.L - A.G + D.F [dB]	Pol. [H/V]	Total [dBuV/m]	Limit [dBuV/m]	Margin [dB]	Measurement Type
4882	41.83	1.83	V	43.66	73.98	30.32	PK
4882	29.79	1.83	V	31.62	53.98	22.36	AV
7323	40.58	11.05	V	51.63	73.98	22.35	PK
7323	26.40	11.05	V	37.45	53.98	16.53	AV
4882	42.34	1.83	H	44.17	73.98	29.81	PK
4882	29.81	1.83	H	31.64	53.98	22.34	AV
7323	39.25	11.05	H	50.30	73.98	23.68	PK
7323	26.34	11.05	H	37.39	53.98	16.59	AV

Operation Mode: CH High(GFSK)

Frequency [MHz]	Reading [dBuV]	A.F + C.L - A.G + D.F [dB]	Pol. [H/V]	Total [dBuV/m]	Limit [dBuV/m]	Margin [dB]	Measurement Type
4960	42.19	2.59	V	44.78	73.98	29.20	PK
4960	29.87	2.59	V	32.46	53.98	21.52	AV
7440	39.66	11.91	V	51.57	73.98	22.41	PK
7440	27.26	11.91	V	39.17	53.98	14.81	AV
4960	42.85	2.59	H	45.44	73.98	28.54	PK
4960	30.20	2.59	H	32.79	53.98	21.19	AV
7440	38.43	11.91	H	50.34	73.98	23.64	PK
7440	26.80	11.91	H	38.71	53.98	15.27	AV

Operation Mode: CH Low($\pi/4$ DQPSK)

Frequency [MHz]	Reading [dBuV]	A.F + C.L - A.G + D.F [dB]	Pol. [H/V]	Total [dBuV/m]	Limit [dBuV/m]	Margin [dB]	Measurement Type
4804	42.50	2.30	V	44.80	73.98	29.18	PK
4804	28.79	2.30	V	31.09	53.98	22.89	AV
7206	39.19	12.07	V	51.26	73.98	22.72	PK
7206	25.70	12.07	V	37.77	53.98	16.21	AV
4804	42.88	2.30	H	45.18	73.98	28.80	PK
4804	29.00	2.30	H	31.30	53.98	22.68	AV
7206	39.20	12.07	H	51.27	73.98	22.71	PK
7206	25.66	12.07	H	37.73	53.98	16.25	AV

Operation Mode: CH Mid($\pi/4$ DQPSK)

Frequency [MHz]	Reading [dBuV]	A.F + C.L - A.G + D.F [dB]	Pol. [H/V]	Total [dBuV/m]	Limit [dBuV/m]	Margin [dB]	Measurement Type
4882	41.49	1.83	V	43.32	73.98	30.66	PK
4882	29.44	1.83	V	31.27	53.98	22.71	AV
7323	41.18	11.05	V	52.23	73.98	21.75	PK
7323	26.18	11.05	V	37.23	53.98	16.75	AV
4882	42.01	1.83	H	43.84	73.98	30.14	PK
4882	29.60	1.83	H	31.43	53.98	22.55	AV
7323	39.05	11.05	H	50.10	73.98	23.88	PK
7323	26.25	11.05	H	37.30	53.98	16.68	AV

Operation Mode: CH High($\pi/4$ DQPSK)

Frequency [MHz]	Reading [dBuV]	A.F + C.L - A.G + D.F [dB]	Pol. [H/V]	Total [dBuV/m]	Limit [dBuV/m]	Margin [dB]	Measurement Type
4960	43.10	2.59	V	45.69	73.98	28.29	PK
4960	29.25	2.59	V	31.84	53.98	22.14	AV
7440	39.12	11.91	V	51.03	73.98	22.95	PK
7440	25.66	11.91	V	37.57	53.98	16.41	AV
4960	42.20	2.59	H	44.79	73.98	29.19	PK
4960	29.31	2.59	H	31.90	53.98	22.08	AV
7440	38.48	11.91	H	50.39	73.98	23.59	PK
7440	25.61	11.91	H	37.52	53.98	16.46	AV

Operation Mode: CH Low(8DPSK)

Frequency [MHz]	Reading [dBuV]	A.F + C.L - A.G + D.F [dB]	Pol. [H/V]	Total [dBuV/m]	Limit [dBuV/m]	Margin [dB]	Measurement Type
4804	40.95	2.30	V	43.25	73.98	30.73	PK
4804	28.85	2.30	V	31.15	53.98	22.83	AV
7206	38.62	12.07	V	50.69	73.98	23.29	PK
7206	25.76	12.07	V	37.83	53.98	16.15	AV
4804	41.64	2.30	H	43.94	73.98	30.04	PK
4804	28.94	2.30	H	31.24	53.98	22.74	AV
7206	38.34	12.07	H	50.41	73.98	23.57	PK
7206	25.70	12.07	H	37.77	53.98	16.21	AV

Operation Mode: CH Mid(8DPSK)

Frequency [MHz]	Reading [dBuV]	A.F + C.L - A.G + D.F [dB]	Pol. [H/V]	Total [dBuV/m]	Limit [dBuV/m]	Margin [dB]	Measurement Type
4882	40.85	1.83	V	42.68	73.98	31.30	PK
4882	29.52	1.83	V	31.35	53.98	22.63	AV
7323	40.61	11.05	V	51.66	73.98	22.32	PK
7323	26.20	11.05	V	37.25	53.98	16.73	AV
4882	41.01	1.83	H	42.84	73.98	31.14	PK
4882	29.48	1.83	H	31.31	53.98	22.67	AV
7323	39.24	11.05	H	50.29	73.98	23.69	PK
7323	26.30	11.05	H	37.35	53.98	16.63	AV

Operation Mode: CH High(8DPSK)

Frequency [MHz]	Reading [dBuV]	A.F + C.L - A.G + D.F [dB]	Pol. [H/V]	Total [dBuV/m]	Limit [dBuV/m]	Margin [dB]	Measurement Type
4960	43.18	2.59	V	45.77	73.98	28.21	PK
4960	29.30	2.59	V	31.89	53.98	22.09	AV
7440	39.34	11.91	V	51.25	73.98	22.73	PK
7440	25.81	11.91	V	37.72	53.98	16.26	AV
4960	42.85	2.59	H	45.44	73.98	28.54	PK
4960	29.28	2.59	H	31.87	53.98	22.11	AV
7440	39.30	11.91	H	51.21	73.98	22.77	PK
7440	25.95	11.91	H	37.86	53.98	16.12	AV

[Ant.2]

Operation Mode: CH Low(GFSK)

Frequency [MHz]	Reading [dBuV]	A.F + C.L - A.G + D.F [dB]	Pol. [H/V]	Total [dBuV/m]	Limit [dBuV/m]	Margin [dB]	Measurement Type
4804	42.11	2.30	V	44.41	73.98	29.57	PK
4804	29.06	2.30	V	31.36	53.98	22.62	AV
7206	37.62	12.07	V	49.69	73.98	24.29	PK
7206	25.66	12.07	V	37.73	53.98	16.25	AV
4804	41.93	2.30	H	44.23	73.98	29.75	PK
4804	29.00	2.30	H	31.30	53.98	22.68	AV
7206	38.61	12.07	H	50.68	73.98	23.30	PK
7206	25.72	12.07	H	37.79	53.98	16.19	AV

Operation Mode: CH Mid(GFSK)

Frequency [MHz]	Reading [dBuV]	A.F + C.L - A.G + D.F [dB]	Pol. [H/V]	Total [dBuV/m]	Limit [dBuV/m]	Margin [dB]	Measurement Type
4882	42.58	1.83	V	44.41	73.98	29.57	PK
4882	29.74	1.83	V	31.57	53.98	22.41	AV
7323	39.44	11.05	V	50.49	73.98	23.49	PK
7323	26.19	11.05	V	37.24	53.98	16.74	AV
4882	42.96	1.83	H	44.79	73.98	29.19	PK
4882	29.80	1.83	H	31.63	53.98	22.35	AV
7323	39.51	11.05	H	50.56	73.98	23.42	PK
7323	26.27	11.05	H	37.32	53.98	16.66	AV

Operation Mode: CH High(GFSK)

Frequency [MHz]	Reading [dBuV]	A.F + C.L - A.G + D.F [dB]	Pol. [H/V]	Total [dBuV/m]	Limit [dBuV/m]	Margin [dB]	Measurement Type
4960	42.47	2.59	V	45.06	73.98	28.92	PK
4960	29.68	2.59	V	32.27	53.98	21.71	AV
7440	38.86	11.91	V	50.77	73.98	23.21	PK
7440	26.71	11.91	V	38.62	53.98	15.36	AV
4960	42.50	2.59	H	45.09	73.98	28.89	PK
4960	30.18	2.59	H	32.77	53.98	21.21	AV
7440	38.82	11.91	H	50.73	73.98	23.25	PK
7440	25.60	11.91	H	37.51	53.98	16.47	AV

Operation Mode: CH Low($\pi/4$ DQPSK)

Frequency [MHz]	Reading [dBuV]	A.F + C.L - A.G + D.F [dB]	Pol. [H/V]	Total [dBuV/m]	Limit [dBuV/m]	Margin [dB]	Measurement Type
4804	42.34	2.30	V	44.64	73.98	29.34	PK
4804	28.91	2.30	V	31.21	53.98	22.77	AV
7206	36.94	12.07	V	49.01	73.98	24.97	PK
7206	25.40	12.07	V	37.47	53.98	16.51	AV
4804	42.00	2.30	H	44.30	73.98	29.68	PK
4804	28.99	2.30	H	31.29	53.98	22.69	AV
7206	38.12	12.07	H	50.19	73.98	23.79	PK
7206	25.55	12.07	H	37.62	53.98	16.36	AV

Operation Mode: CH Mid($\pi/4$ DQPSK)

Frequency [MHz]	Reading [dBuV]	A.F + C.L - A.G + D.F [dB]	Pol. [H/V]	Total [dBuV/m]	Limit [dBuV/m]	Margin [dB]	Measurement Type
4882	41.58	1.83	V	43.41	73.98	30.57	PK
4882	29.61	1.83	V	31.44	53.98	22.54	AV
7323	39.28	11.05	V	50.33	73.98	23.65	PK
7323	26.05	11.05	V	37.10	53.98	16.88	AV
4882	42.57	1.83	H	44.40	73.98	29.58	PK
4882	29.77	1.83	H	31.60	53.98	22.38	AV
7323	39.05	11.05	H	50.10	73.98	23.88	PK
7323	26.18	11.05	H	37.23	53.98	16.75	AV

Operation Mode: CH High($\pi/4$ DQPSK)

Frequency [MHz]	Reading [dBuV]	A.F + C.L - A.G + D.F [dB]	Pol. [H/V]	Total [dBuV/m]	Limit [dBuV/m]	Margin [dB]	Measurement Type
4960	40.99	2.59	V	43.58	73.98	30.40	PK
4960	29.71	2.59	V	32.30	53.98	21.68	AV
7440	38.51	11.91	V	50.42	73.98	23.56	PK
7440	25.79	11.91	V	37.70	53.98	16.28	AV
4960	42.10	2.59	H	44.69	73.98	29.29	PK
4960	29.60	2.59	H	32.19	53.98	21.79	AV
7440	38.09	11.91	H	50.00	73.98	23.98	PK
7440	25.53	11.91	H	37.44	53.98	16.54	AV

Operation Mode: CH Low(8DPSK)

Frequency [MHz]	Reading [dBuV]	A.F + C.L - A.G + D.F [dB]	Pol. [H/V]	Total [dBuV/m]	Limit [dBuV/m]	Margin [dB]	Measurement Type
4804	40.89	2.30	V	43.19	73.98	30.79	PK
4804	28.95	2.30	V	31.25	53.98	22.73	AV
7206	35.74	12.07	V	47.81	73.98	26.17	PK
7206	25.38	12.07	V	37.45	53.98	16.53	AV
4804	41.11	2.30	H	43.41	73.98	30.57	PK
4804	28.90	2.30	H	31.20	53.98	22.78	AV
7206	36.88	12.07	H	48.95	73.98	25.03	PK
7206	25.49	12.07	H	37.56	53.98	16.42	AV

Operation Mode: CH Mid(8DPSK)

Frequency [MHz]	Reading [dBuV]	A.F + C.L - A.G + D.F [dB]	Pol. [H/V]	Total [dBuV/m]	Limit [dBuV/m]	Margin [dB]	Measurement Type
4882	42.55	1.83	V	44.38	73.98	29.60	PK
4882	29.65	1.83	V	31.48	53.98	22.50	AV
7323	38.81	11.05	V	49.86	73.98	24.12	PK
7323	26.10	11.05	V	37.15	53.98	16.83	AV
4882	43.19	1.83	H	45.02	73.98	28.96	PK
4882	29.50	1.83	H	31.33	53.98	22.65	AV
7323	39.29	11.05	H	50.34	73.98	23.64	PK
7323	26.20	11.05	H	37.25	53.98	16.73	AV

Operation Mode: CH High(8DPSK)

Frequency [MHz]	Reading [dBuV]	A.F + C.L - A.G + D.F [dB]	Pol. [H/V]	Total [dBuV/m]	Limit [dBuV/m]	Margin [dB]	Measurement Type
4960	41.14	2.59	V	43.73	73.98	30.25	PK
4960	29.81	2.59	V	32.40	53.98	21.58	AV
7440	38.55	11.91	V	50.46	73.98	23.52	PK
7440	25.68	11.91	V	37.59	53.98	16.39	AV
4960	40.45	2.59	H	43.04	73.98	30.94	PK
4960	29.74	2.59	H	32.33	53.98	21.65	AV
7440	38.14	11.91	H	50.05	73.98	23.93	PK
7440	25.40	11.91	H	37.31	53.98	16.67	AV

[DBS Mode]

Test case 2

Frequency [MHz]	Reading [dBuV]	A.F + C.L - A.G + D.F [dB]	Pol. [H/V]	Total [dBuV/m]	Limit [dBuV/m]	Margin [dB]	Measurement Type
4960	41.15	2.59	V	43.74	73.98	30.24	PK
4960	28.87	2.59	V	31.46	53.98	22.52	AV
7440	39.20	11.91	V	51.11	73.98	22.87	PK
7440	26.46	11.91	V	38.37	53.98	15.61	AV
4960	42.16	2.59	H	44.75	73.98	29.23	PK
4960	29.10	2.59	H	31.69	53.98	22.29	AV
7440	38.34	11.91	H	50.25	73.98	23.73	PK
7440	26.30	11.91	H	38.21	53.98	15.77	AV

[Non-DBS Mode]

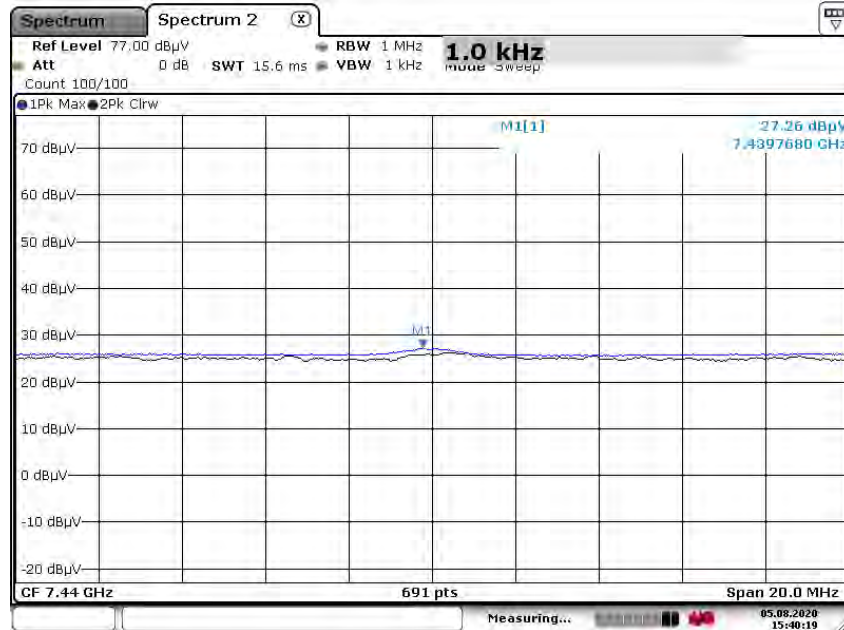
Test case 3

Frequency [MHz]	Reading [dBuV]	A.F + C.L - A.G + D.F [dB]	Pol. [H/V]	Total [dBuV/m]	Limit [dBuV/m]	Margin [dB]	Measurement Type
4960	41.55	2.59	V	44.14	73.98	29.84	PK
4960	29.18	2.59	V	31.77	53.98	22.21	AV
7440	38.76	11.91	V	50.67	73.98	23.31	PK
7440	26.09	11.91	V	38.00	53.98	15.98	AV
4960	41.98	2.59	H	44.57	73.98	29.41	PK
4960	29.32	2.59	H	31.91	53.98	22.07	AV
7440	38.56	11.91	H	50.47	73.98	23.51	PK
7440	25.98	11.91	H	37.89	53.98	16.09	AV

RESULT PLOTS (Worst case : X-V)

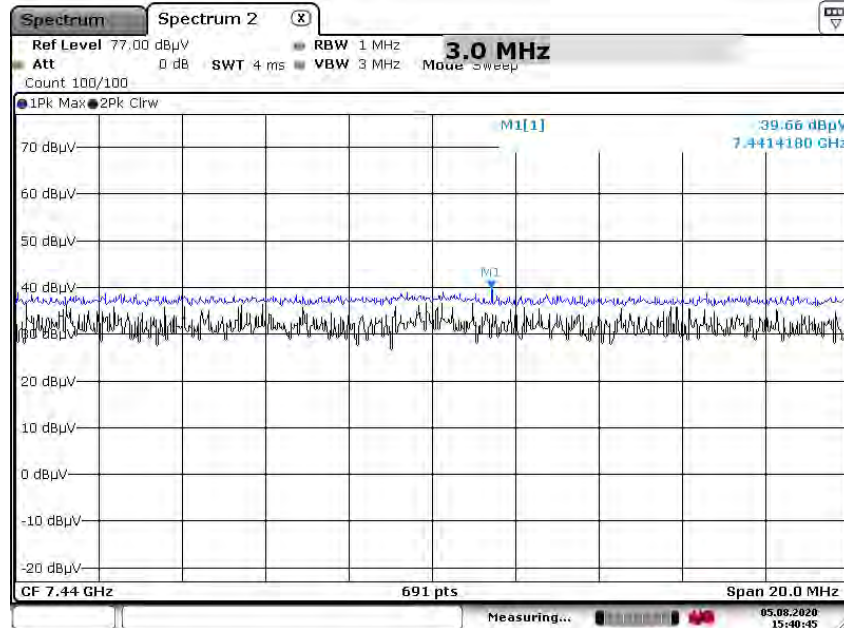
[Ant.1]

Radiated Spurious Emissions plot – Average Reading (GFSK, Ch.78 3rd Harmonic)



Date: 5.AUG.2020 15:40:19

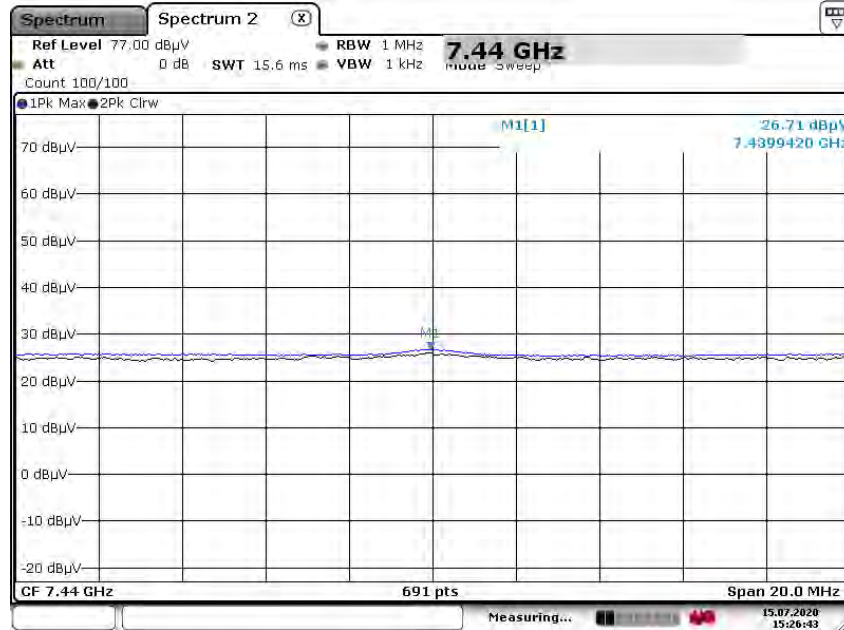
Radiated Spurious Emissions plot – Peak Reading (GFSK, Ch.78 3rd Harmonic)



Date: 5.AUG.2020 15:40:45

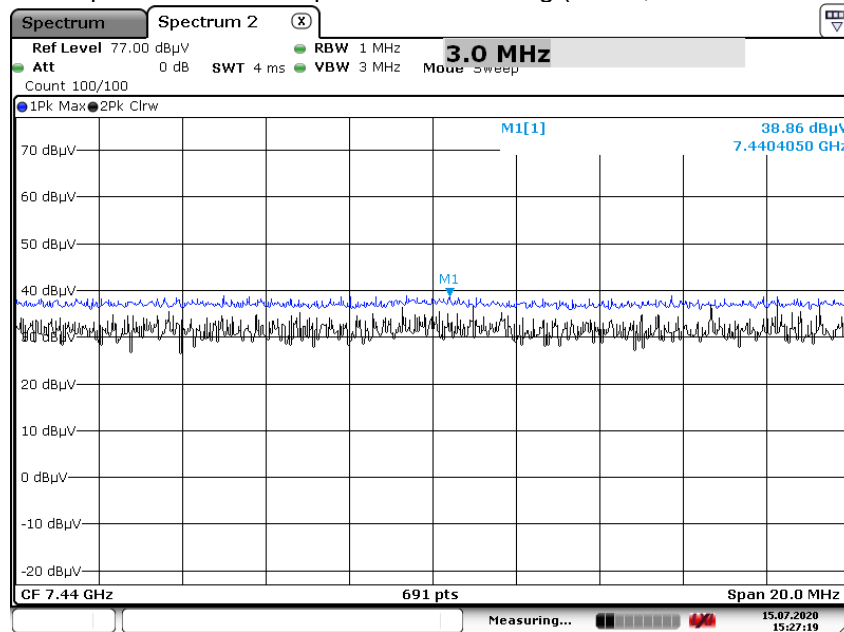
[Ant.2]

Radiated Spurious Emissions plot – Average Reading (GFSK, Ch.78 3rd Harmonic)



Date: 15.JUL.2020 15:26:43

Radiated Spurious Emissions plot – Peak Reading (GFSK, Ch.78 3rd Harmonic)



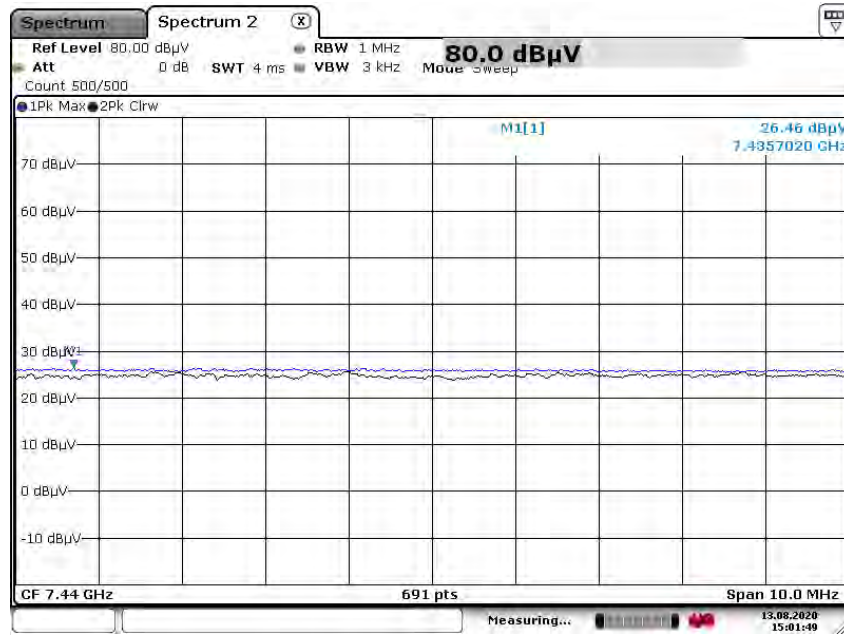
Date: 15.JUL.2020 15:27:19

Note:

Plot of worst case are only reported.

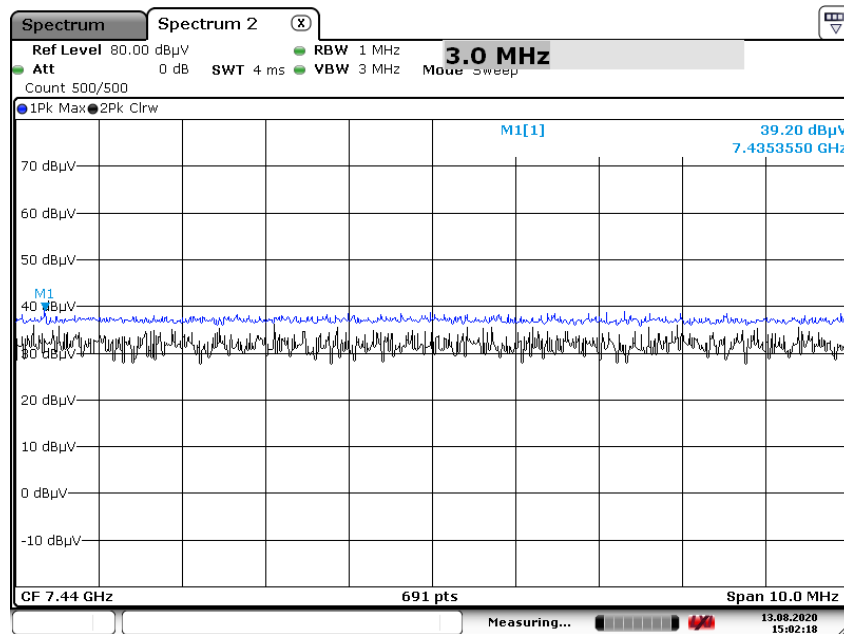
[DBS Mode]

Radiated Spurious Emissions plot – Average Reading (Test case 2, 3rd Harmonic)



Date: 13.AUG.2020 15:01:49

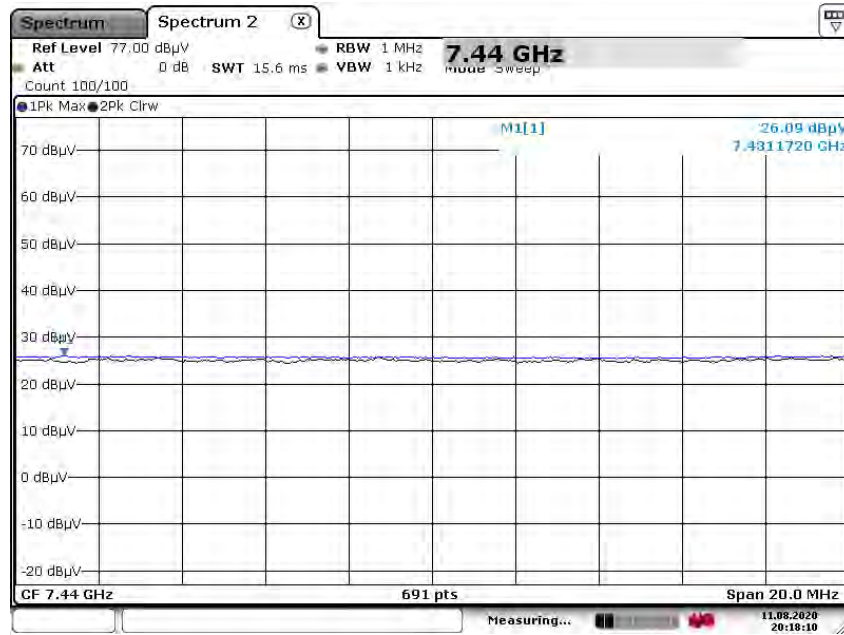
Radiated Spurious Emissions plot – Average Reading (Test case 2, 3rd Harmonic)



Date: 13.AUG.2020 15:02:18

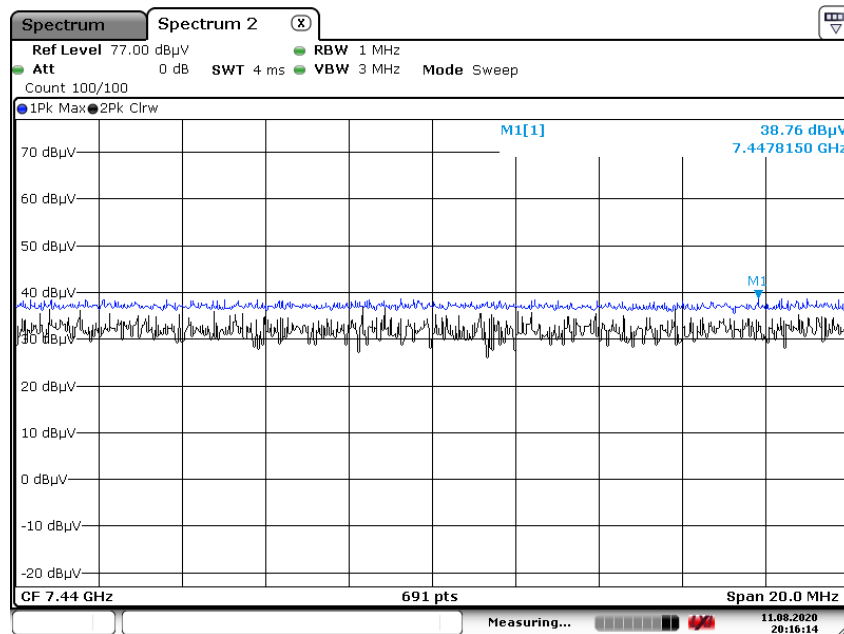
[Non-DBS Mode]

Radiated Spurious Emissions plot – Average Reading (Test case 3, 3rd Harmonic)



Date: 11.AUG.2020 20:18:10

Radiated Spurious Emissions plot – Average Reading (Test case 3, 3rd Harmonic)



Date: 11.AUG.2020 20:16:15

Note:

Plot of worst case are only reported.

10.6.3 RADIATED RESTRICTED BAND EDGES

[Ant.1]

Operation Mode	Normal(GFSK)
Operating Frequency	2402 MHz, 2480 MHz
Channel No	CH 0, CH 78

Frequency [MHz]	Reading [dBuV]	A.F + C.L + D.F [dB]	Pol. [H/V]	Total [dBuV/m]	Limit [dBuV/m]	Margin [dB]	Measurement Type
2390.0	20.974	34.77	H	55.74	73.98	18.24	PK
2390.0	10.636	34.77	H	45.41	53.98	8.57	AV
2390.0	20.693	34.77	V	55.46	73.98	18.52	PK
2390.0	10.510	34.77	V	45.28	53.98	8.70	AV
2483.5	22.644	34.25	H	56.89	73.98	17.09	PK
2483.5	13.420	34.25	H	47.67	53.98	6.31	AV
2483.5	21.512	34.25	V	55.76	73.98	18.22	PK
2483.5	13.111	34.25	V	47.36	53.98	6.62	AV

Operation Mode	EDR(π /4DQPSK)
Operating Frequency	2402 MHz, 2480 MHz
Channel No	CH 0, CH 78

Frequency [MHz]	Reading [dBuV]	A.F + C.L + D.F [dB]	Pol. [H/V]	Total [dBuV/m]	Limit [dBuV/m]	Margin [dB]	Measurement Type
2390.0	21.344	34.77	H	56.11	73.98	17.87	PK
2390.0	10.750	34.77	H	45.52	53.98	8.46	AV
2390.0	20.896	34.77	V	55.67	73.98	18.31	PK
2390.0	10.803	34.77	V	45.57	53.98	8.41	AV
2483.5	21.313	34.25	H	55.56	73.98	18.42	PK
2483.5	13.866	34.25	H	48.12	53.98	5.86	AV
2483.5	20.545	34.25	V	54.80	73.98	19.19	PK
2483.5	13.567	34.25	V	47.82	53.98	6.16	AV

Operation Mode	EDR(8DPSK)
Operating Frequency	2402 MHz, 2480 MHz
Channel No	CH 0, CH 78

Frequency [MHz]	Reading [dBuV]	A.F + C.L + D.F [dB]	Pol. [H/V]	Total [dBuV/m]	Limit [dBuV/m]	Margin [dB]	Measurement Type
2390.0	20.884	34.77	H	55.65	73.98	18.33	PK
2390.0	10.711	34.77	H	45.48	53.98	8.50	AV
2390.0	21.122	34.77	V	55.89	73.98	18.09	PK
2390.0	10.657	34.77	V	45.43	53.98	8.55	AV
2483.5	21.394	34.25	H	55.64	73.98	18.34	PK
2483.5	13.931	34.25	H	48.18	53.98	5.80	AV
2483.5	20.913	34.25	V	55.16	73.98	18.82	PK
2483.5	13.310	34.25	V	47.56	53.98	6.42	AV

[Ant.2]

Operation Mode	Normal(GFSK)
Operating Frequency	2402 MHz, 2480 MHz
Channel No	CH 0, CH 78

Frequency [MHz]	Reading [dBuV]	A.F + C.L + D.F [dB]	Pol. [H/V]	Total [dBuV/m]	Limit [dBuV/m]	Margin [dB]	Measurement Type
2390.0	21.345	34.77	H	56.12	73.98	17.87	PK
2390.0	10.737	34.77	H	45.51	53.98	8.47	AV
2390.0	20.620	34.77	V	55.39	73.98	18.59	PK
2390.0	10.540	34.77	V	45.31	53.98	8.67	AV
2483.5	22.912	34.25	H	57.16	73.98	16.82	PK
2483.5	12.596	34.25	H	46.85	53.98	7.13	AV
2483.5	20.935	34.25	V	55.19	73.98	18.80	PK
2483.5	11.729	34.25	V	45.98	53.98	8.00	AV

Operation Mode	EDR(π /4DQPSK)
Operating Frequency	2402 MHz, 2480 MHz
Channel No	CH 0, CH 78

Frequency [MHz]	Reading [dBuV]	A.F + C.L + D.F [dB]	Pol. [H/V]	Total [dBuV/m]	Limit [dBuV/m]	Margin [dB]	Measurement Type
2390.0	21.338	34.77	H	56.11	73.98	17.87	PK
2390.0	10.602	34.77	H	45.37	53.98	8.61	AV
2390.0	20.046	34.77	V	54.82	73.98	19.16	PK
2390.0	10.503	34.77	V	45.27	53.98	8.71	AV
2483.5	21.209	34.25	H	55.46	73.98	18.52	PK
2483.5	12.816	34.25	H	47.07	53.98	6.91	AV
2483.5	21.030	34.25	V	55.28	73.98	18.70	PK
2483.5	12.467	34.25	V	46.72	53.98	7.26	AV

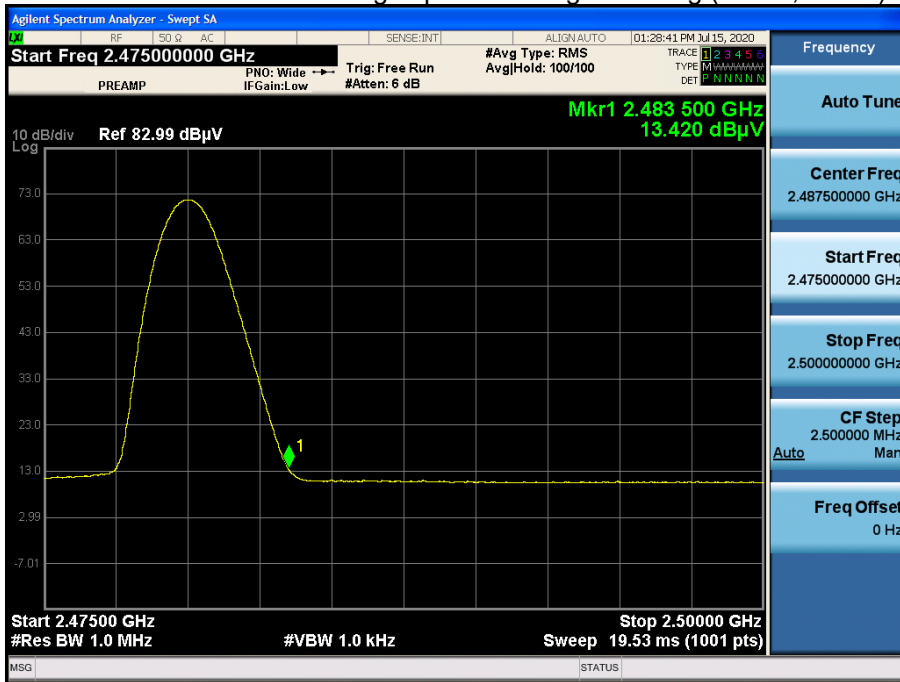
Operation Mode	EDR(8DPSK)
Operating Frequency	2402 MHz, 2480 MHz
Channel No	CH 0, CH 78

Frequency [MHz]	Reading [dBuV]	A.F + C.L + D.F [dB]	Pol. [H/V]	Total [dBuV/m]	Limit [dBuV/m]	Margin [dB]	Measurement Type
2390.0	21.300	34.77	H	56.07	73.98	17.91	PK
2390.0	10.743	34.77	H	45.51	53.98	8.47	AV
2390.0	21.027	34.77	V	55.80	73.98	18.18	PK
2390.0	10.564	34.77	V	45.33	53.98	8.65	AV
2483.5	22.235	34.25	H	56.49	73.98	17.50	PK
2483.5	12.838	34.25	H	47.09	53.98	6.89	AV
2483.5	21.714	34.25	V	55.96	73.98	18.02	PK
2483.5	12.671	34.25	V	46.92	53.98	7.06	AV

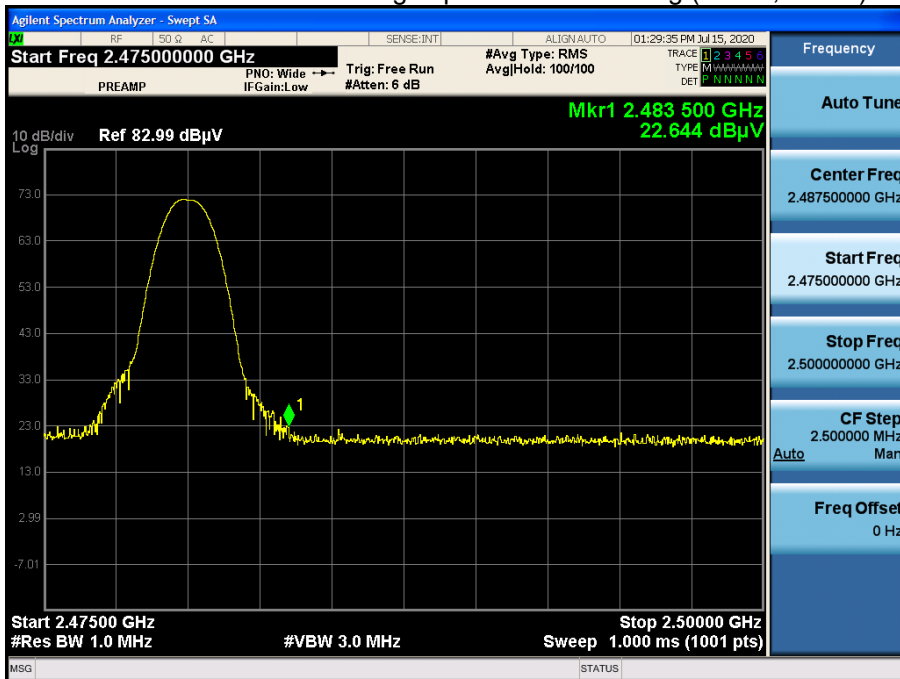
RESULT PLOTS(Worst case : X-H)

[Ant.1]

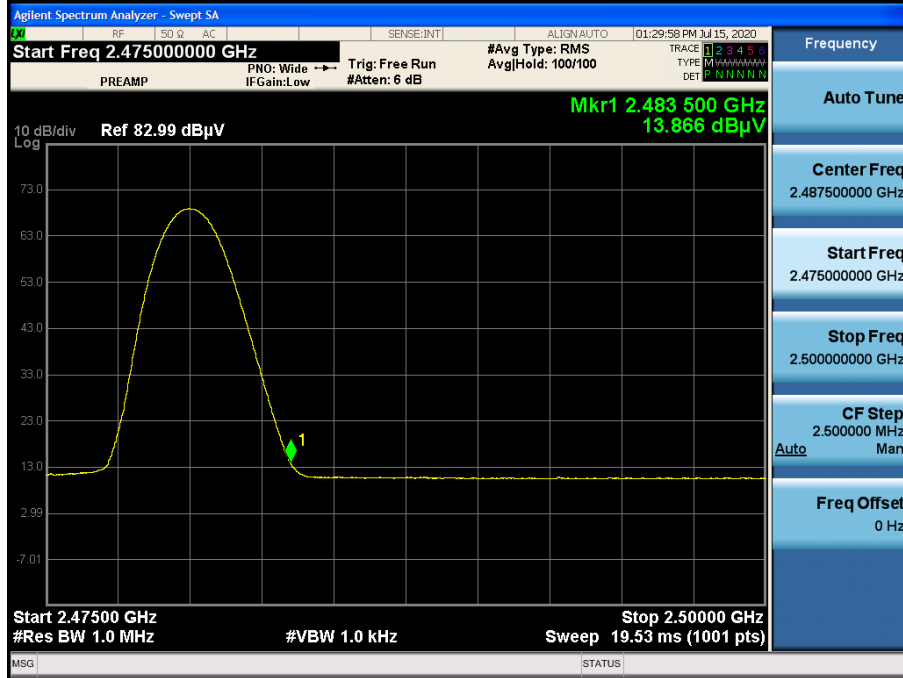
Radiated Restricted Band Edges plot – Average Reading (GFSK, Ch.78)



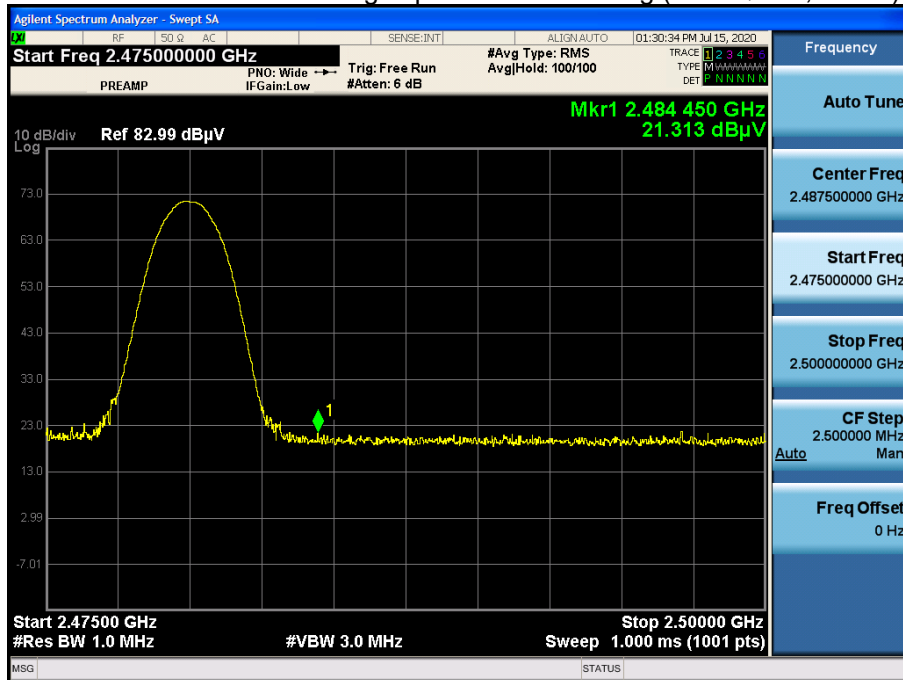
Radiated Restricted Band Edges plot – Peak Reading (GFSK, Ch.78)



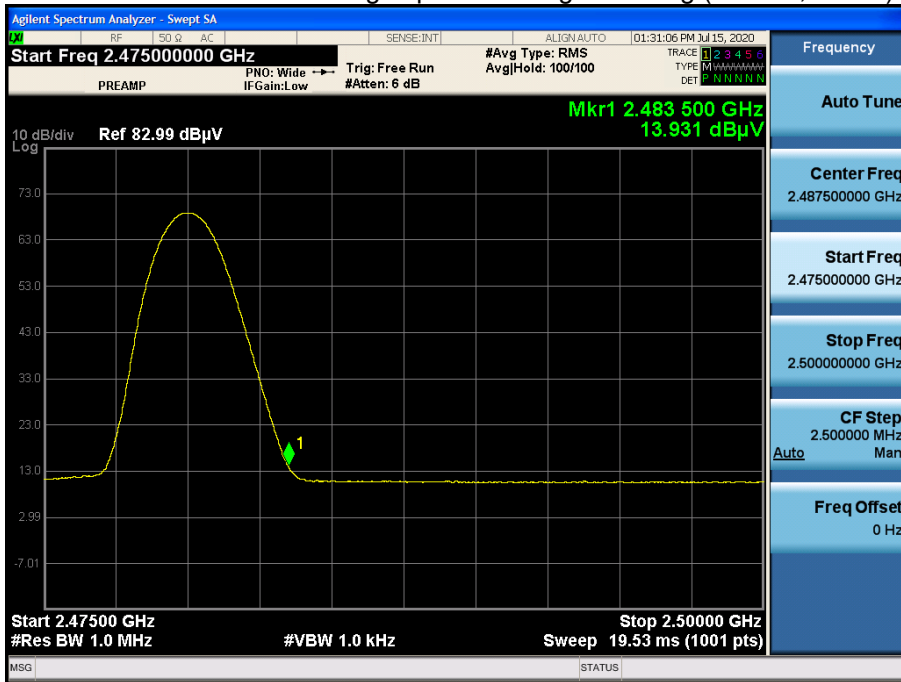
Radiated Restricted Band Edges plot – Average Reading ($\pi/4$ DQPSK, Ch.78)



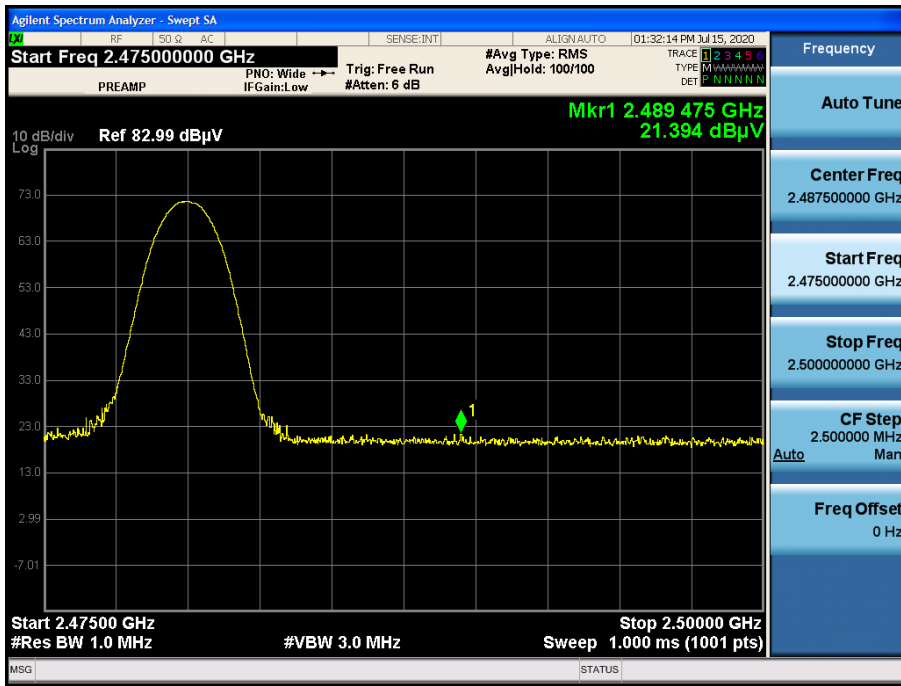
Radiated Restricted Band Edges plot – Peak Reading ($\pi/4$ DQPSK, Ch.78)



Radiated Restricted Band Edges plot – Average Reading (8DPSK, Ch.78)

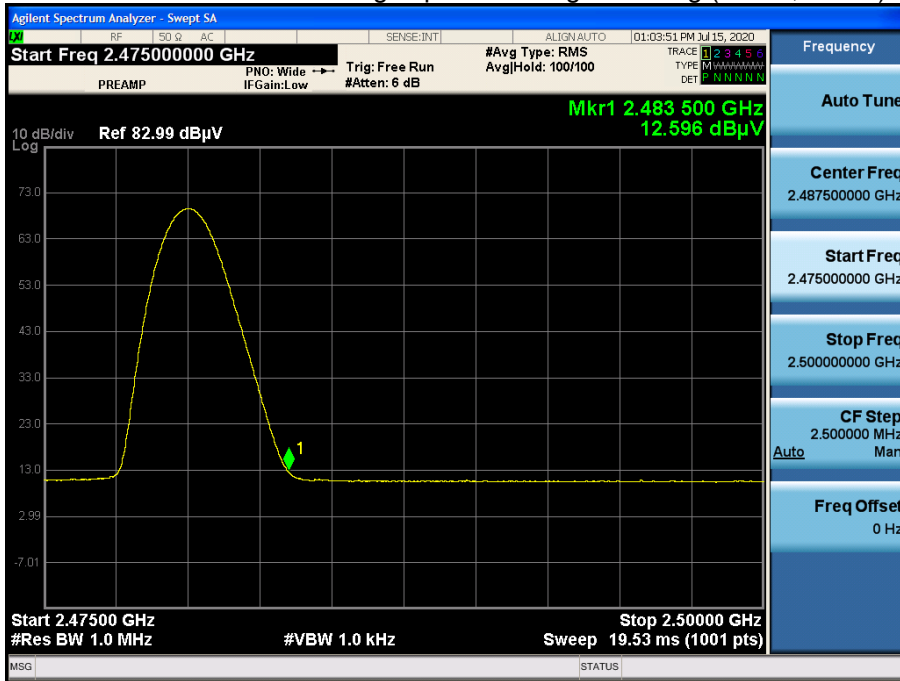


Radiated Restricted Band Edges plot – Peak Reading (8DPSK, Ch.78)

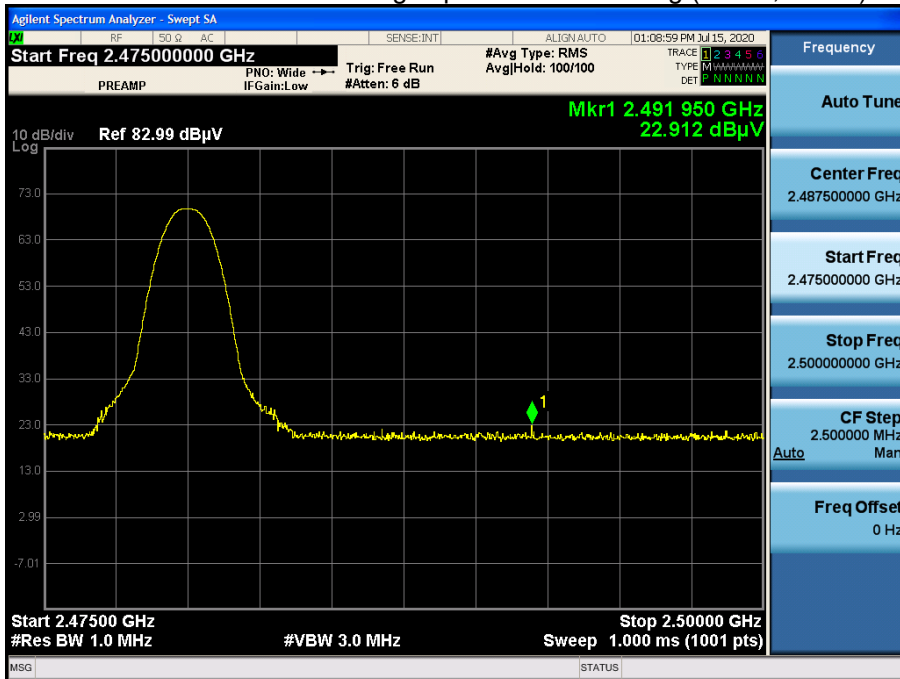


[Ant.2]

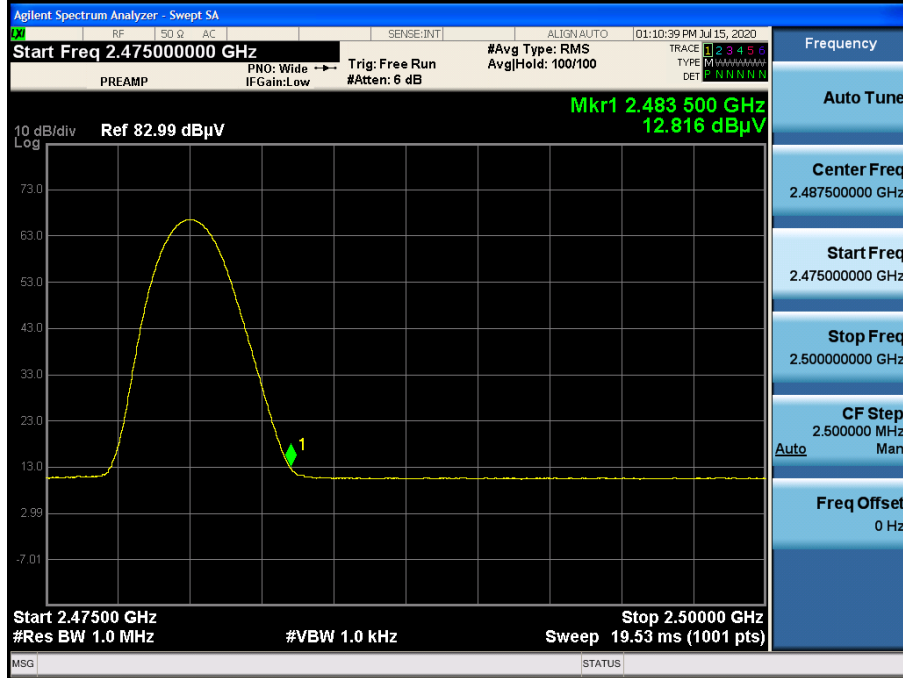
Radiated Restricted Band Edges plot – Average Reading (GFSK, Ch.78)



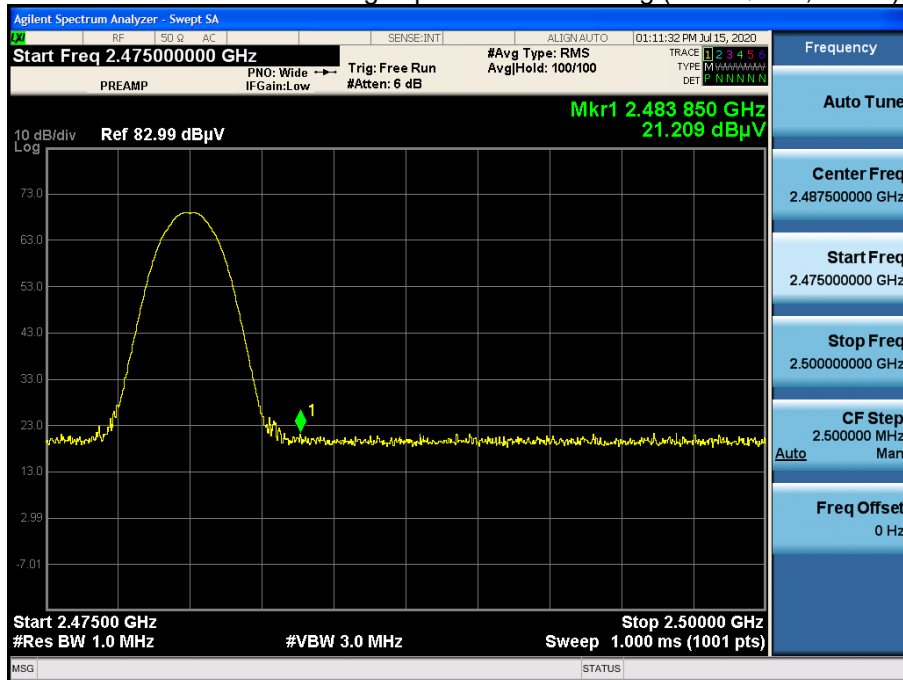
Radiated Restricted Band Edges plot – Peak Reading (GFSK, Ch.78)



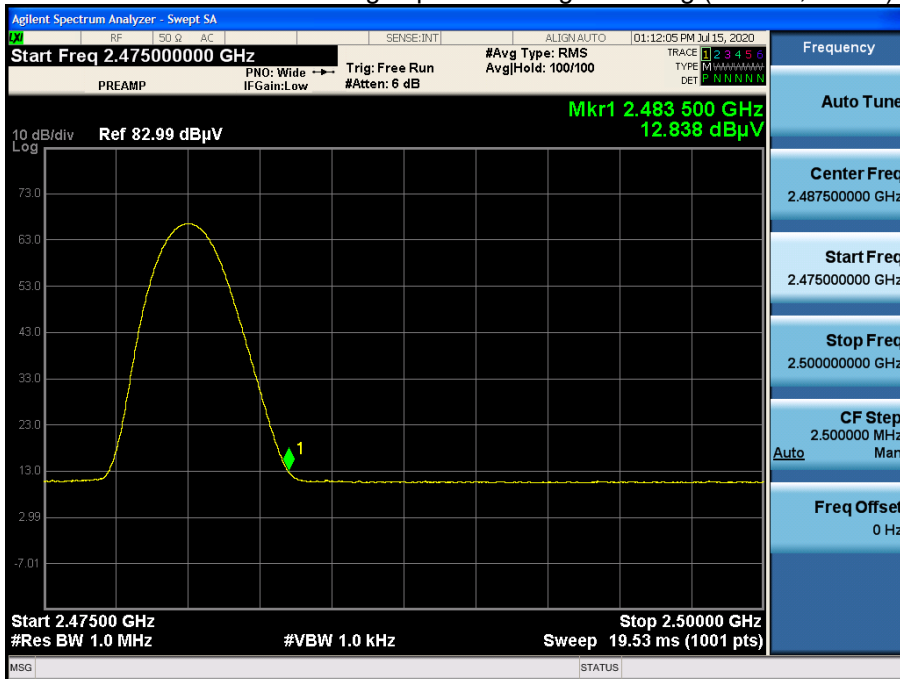
Radiated Restricted Band Edges plot – Average Reading ($\pi/4$ DQPSK, Ch.78)



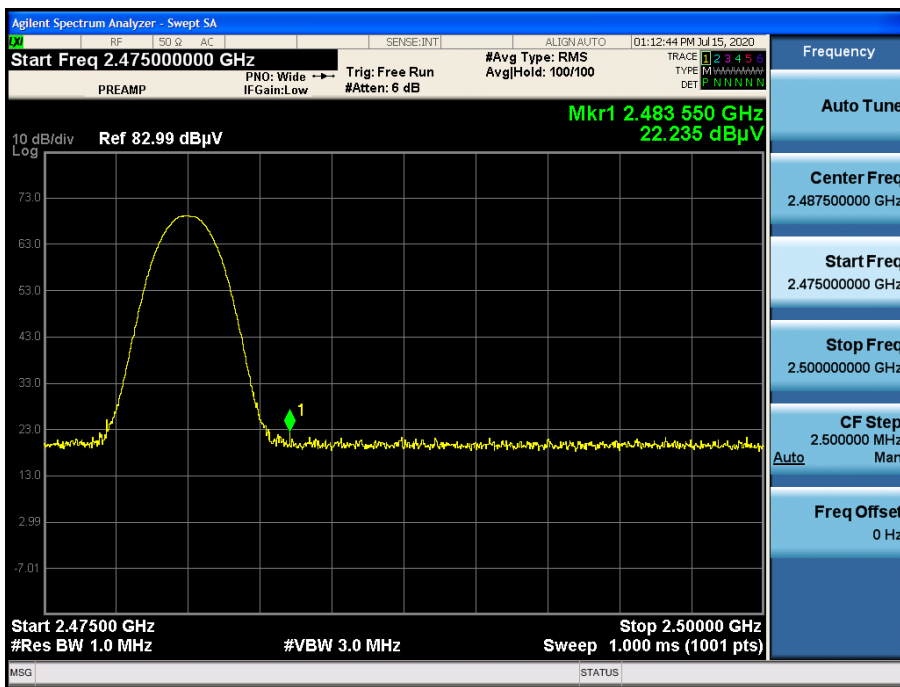
Radiated Restricted Band Edges plot – Peak Reading ($\pi/4$ DQPSK, Ch.78)



Radiated Restricted Band Edges plot – Average Reading (8DPSK, Ch.78)



Radiated Restricted Band Edges plot – Peak Reading (8DPSK, Ch.78)



Note:

Plot of worst case are only reported.

10.7 POWERLINE CONDUCTED EMISSIONS

[T/A : 15 W] Conducted Emissions (Line 1)

BT MODE L1

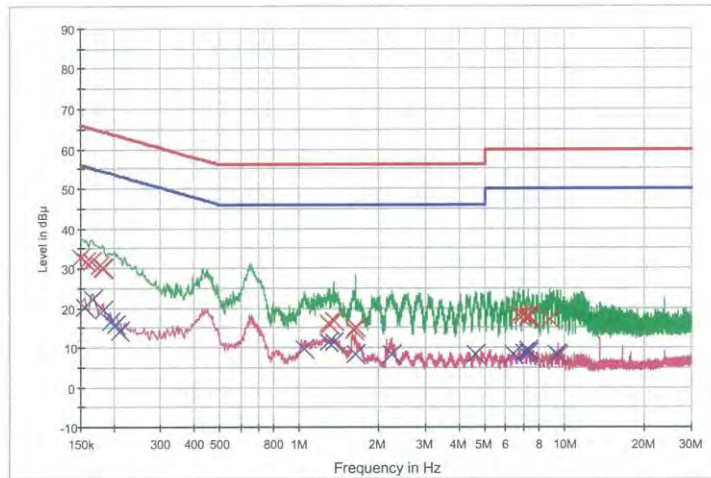
1 / 2

HCT TEST Report

Common Information

EUT: SM-G781V
 Manufacturer: SAMSUNG
 Test Site: SHIELD ROOM
 Operating Conditions: BT MODE L1

FCC CLASS B_Exten Cable



— FCC CLASS B_OP — FCC CLASS B_AV — Preview Result 1-PK+
 — Preview Result 2-AVG x Final Result 1-QPK x Final Result 2-CAV

Final Result 1

Frequency (MHz)	QuasiPeak (dBuV)	Bandwidth (kHz)	Filter	Line	Corr. (dB)	Margin (dB)	Limit (dBuV)
0.150000	32.6	9.000	Off	L1	9.8	33.4	66.0
0.158000	31.8	9.000	Off	L1	9.8	33.7	65.6
0.164000	31.8	9.000	Off	L1	9.8	33.5	65.3
0.176000	30.6	9.000	Off	L1	9.8	34.1	64.7
0.180000	30.1	9.000	Off	L1	9.8	34.4	64.5
0.184000	30.0	9.000	Off	L1	9.8	34.4	64.3
1.284000	16.1	9.000	Off	L1	9.9	39.9	56.0
1.300000	15.8	9.000	Off	L1	9.9	40.2	56.0
1.346000	16.9	9.000	Off	L1	9.9	39.1	56.0
1.604000	14.4	9.000	Off	L1	9.9	41.6	56.0
1.630000	15.0	9.000	Off	L1	9.9	41.0	56.0
1.634000	15.0	9.000	Off	L1	9.9	41.0	56.0
6.694000	18.2	9.000	Off	L1	10.1	41.8	60.0
6.954000	18.1	9.000	Off	L1	10.1	41.9	60.0
7.258000	18.0	9.000	Off	L1	10.1	42.0	60.0
7.268000	17.7	9.000	Off	L1	10.1	42.3	60.0
7.276000	17.5	9.000	Off	L1	10.1	42.5	60.0
8.778000	17.3	9.000	Off	L1	10.2	42.7	60.0

2020-08-03

오후 6:47:52

BT MODE L1

2 / 2

Final Result 2

Frequency (MHz)	CAverage (dBuV)	Bandwidth (kHz)	Filter	Line	Corr. (dB)	Margin (dB)	Limit (dBuV)
0.156000	20.1	9.000	Off	L1	9.8	35.6	55.7
0.166000	22.3	9.000	Off	L1	9.8	32.9	55.2
0.182000	19.5	9.000	Off	L1	9.8	34.9	54.4
0.194000	16.3	9.000	Off	L1	9.8	37.5	53.9
0.204000	15.8	9.000	Off	L1	9.8	37.6	53.4
0.210000	13.9	9.000	Off	L1	9.8	39.3	53.2
1.044000	9.6	9.000	Off	L1	9.8	36.4	46.0
1.284000	11.2	9.000	Off	L1	9.9	34.8	46.0
1.346000	11.2	9.000	Off	L1	9.9	34.8	46.0
1.628000	8.2	9.000	Off	L1	9.9	37.8	46.0
2.240000	8.2	9.000	Off	L1	9.9	37.8	46.0
4.604000	8.2	9.000	Off	L1	10.0	37.8	46.0
6.414000	8.3	9.000	Off	L1	10.1	41.7	50.0
7.024000	8.5	9.000	Off	L1	10.1	41.5	50.0
7.258000	9.5	9.000	Off	L1	10.1	40.5	50.0
7.276000	8.7	9.000	Off	L1	10.1	41.3	50.0
9.354000	8.2	9.000	Off	L1	10.2	41.8	50.0
9.376000	8.1	9.000	Off	L1	10.2	41.9	50.0

2020-08-03

오후 6:47:52

[T/A : 15 W] Conducted Emissions (Line 2)

BT MODE N

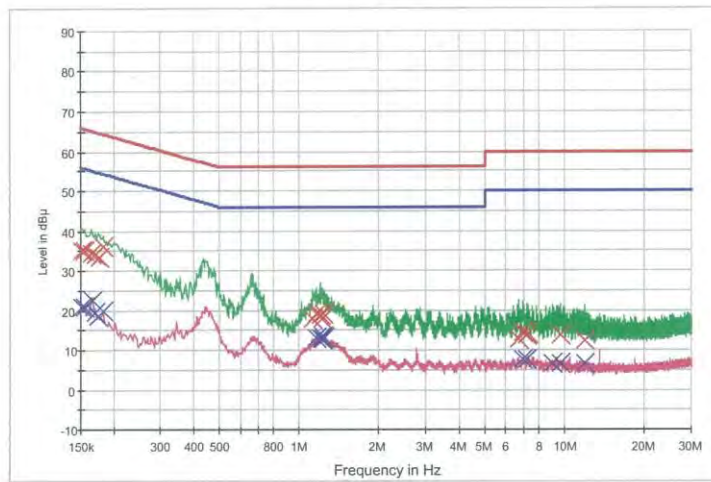
1 / 2

HCT TEST Report

Common Information

EUT: SM-G781V
 Manufacturer: SAMSUNG
 Test Site: SHIELD ROOM
 Operating Conditions: BT MODE N

FCC CLASS B_Exten Cable



— FCC CLASS B_QP — FCC CLASS B_AV — Preview Result 1-PK+
 — Preview Result 2-AVG × Final Result 1-QPK × Final Result 2-CAV

Final Result 1

Frequency (MHz)	QuasiPeak (dBμV)	Bandwidth (kHz)	Filter	Line	Corr. (dB)	Margin (dB)	Limit (dBμV)
0.152000	35.2	9.000	Off	N	9.8	30.7	65.9
0.156000	35.0	9.000	Off	N	9.8	30.7	65.7
0.164000	34.6	9.000	Off	N	9.8	30.7	65.3
0.170000	34.0	9.000	Off	N	9.8	31.0	65.0
0.178000	33.4	9.000	Off	N	9.8	31.3	64.7
0.182000	36.0	9.000	Off	N	9.8	28.4	64.4
1.126000	17.7	9.000	Off	N	9.8	38.3	56.0
1.164000	19.2	9.000	Off	N	9.8	36.8	56.0
1.196000	18.7	9.000	Off	N	9.8	37.3	56.0
1.202000	18.9	9.000	Off	N	9.8	37.1	56.0
1.214000	17.9	9.000	Off	N	9.8	38.1	56.0
1.228000	19.0	9.000	Off	N	9.8	37.0	56.0
6.694000	12.9	9.000	Off	N	10.1	47.2	60.0
6.986000	14.3	9.000	Off	N	10.1	45.7	60.0
7.228000	13.9	9.000	Off	N	10.1	46.1	60.0
7.270000	14.0	9.000	Off	N	10.1	46.0	60.0
9.640000	13.6	9.000	Off	N	10.2	46.4	60.0
11.940000	12.5	9.000	Off	N	10.3	47.5	60.0

2020-08-03

오후 6:56:15

BT MODE N

2 / 2

Final Result 2

Frequency (MHz)	CAverage (dBuV)	Bandwidth (kHz)	Filter	Line	Corr. (dB)	Margin (dB)	Limit (dBuV)
0.152000	20.8	9.000	Off	N	9.8	35.1	55.9
0.156000	20.7	9.000	Off	N	9.8	35.0	55.7
0.166000	22.6	9.000	Off	N	9.8	32.5	55.2
0.170000	19.7	9.000	Off	N	9.8	35.3	55.0
0.174000	18.5	9.000	Off	N	9.8	36.3	54.8
0.182000	19.9	9.000	Off	N	9.8	34.5	54.4
1.162000	13.1	9.000	Off	N	9.8	32.9	46.0
1.202000	13.1	9.000	Off	N	9.8	32.9	46.0
1.214000	12.9	9.000	Off	N	9.8	33.1	46.0
1.226000	13.4	9.000	Off	N	9.8	32.6	46.0
1.236000	12.8	9.000	Off	N	9.8	33.2	46.0
1.240000	12.9	9.000	Off	N	9.8	33.1	46.0
6.986000	7.5	9.000	Off	N	10.1	42.5	50.0
7.228000	7.5	9.000	Off	N	10.1	42.5	50.0
9.010000	6.7	9.000	Off	N	10.2	43.3	50.0
9.640000	6.7	9.000	Off	N	10.2	43.3	50.0
9.648000	6.7	9.000	Off	N	10.2	43.3	50.0
11.940000	6.5	9.000	Off	N	10.3	43.5	50.0

2020-08-03

오후 6:56:15

[T/A : 25 W] Conducted Emissions (Line 1)

BT MODE L1

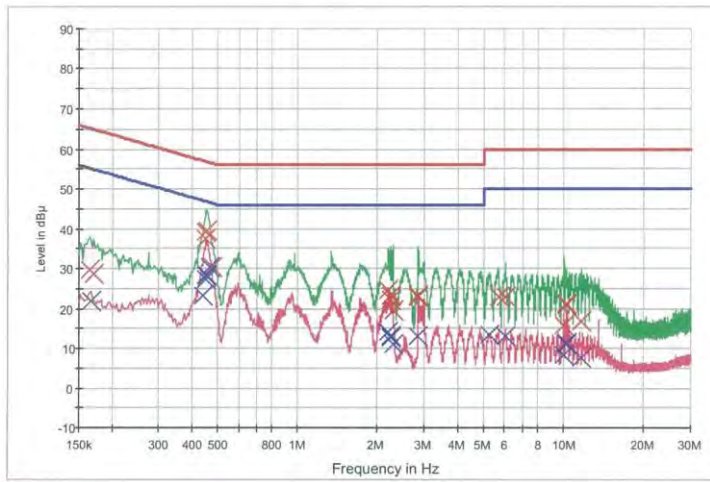
1 / 2

HCT TEST Report

Common Information

EUT: SM-G781V
 Manufacturer: SAMSUNG
 Test Site: SHIELD ROOM
 Operating Conditions: BT MODE L1

FCC CLASS B_Exten Cable



— FCC CLASS B_QP — FCC CLASS B_AV — Preview Result 1-PK+
 — Preview Result 2-AVG X Final Result 1-QPK X Final Result 2-CAV

Final Result 1

Frequency (MHz)	QuasiPeak (dBuV)	Bandwidth (kHz)	Filter	Line	Corr. (dB)	Margin (dB)	Limit (dBuV)
0.164000	29.5	9.000	Off	L1	9.8	35.8	65.3
0.170000	28.6	9.000	Off	L1	9.8	36.4	65.0
0.448000	37.6	9.000	Off	L1	9.8	19.3	56.9
0.452000	39.1	9.000	Off	L1	9.8	17.7	56.8
0.456000	39.5	9.000	Off	L1	9.8	17.2	56.8
0.478000	30.3	9.000	Off	L1	9.8	26.1	56.4
2.196000	24.7	9.000	Off	L1	9.9	31.3	56.0
2.230000	23.2	9.000	Off	L1	9.9	32.8	56.0
2.246000	22.2	9.000	Off	L1	9.9	33.8	56.0
2.278000	19.4	9.000	Off	L1	9.9	36.6	56.0
2.836000	23.0	9.000	Off	L1	9.9	33.0	56.0
2.840000	23.1	9.000	Off	L1	9.9	32.9	56.0
5.680000	23.0	9.000	Off	L1	10.0	37.0	60.0
6.050000	23.0	9.000	Off	L1	10.1	37.0	60.0
10.050000	15.7	9.000	Off	L1	10.2	44.3	60.0
10.206000	20.9	9.000	Off	L1	10.2	39.1	60.0
10.218000	21.3	9.000	Off	L1	10.2	38.7	60.0
11.700000	16.9	9.000	Off	L1	10.3	43.1	60.0

2020-08-04

오후 8:00:01

BT MODE L1

2 / 2

Final Result 2

Frequency (MHz)	C Average (dBuV)	Bandwidth (kHz)	Filter	Line	Corr. (dB)	Margin (dB)	Limit (dBuV)
0.166000	21.8	9.000	Off	L1	9.8	33.4	55.2
0.438000	23.1	9.000	Off	L1	9.8	24.0	47.1
0.448000	27.1	9.000	Off	L1	9.8	19.8	46.9
0.452000	28.4	9.000	Off	L1	9.8	18.5	46.8
0.458000	28.3	9.000	Off	L1	9.8	18.4	46.7
0.466000	30.2	9.000	Off	L1	9.8	16.4	46.6
2.196000	14.2	9.000	Off	L1	9.9	31.8	46.0
2.230000	13.2	9.000	Off	L1	9.9	32.8	46.0
2.246000	12.6	9.000	Off	L1	9.9	33.4	46.0
2.276000	10.9	9.000	Off	L1	9.9	35.1	46.0
2.836000	12.9	9.000	Off	L1	9.9	33.1	46.0
2.840000	13.0	9.000	Off	L1	9.9	33.0	46.0
5.234000	13.5	9.000	Off	L1	10.0	36.5	50.0
6.050000	13.1	9.000	Off	L1	10.1	36.9	50.0
10.048000	8.3	9.000	Off	L1	10.2	41.7	50.0
10.208000	11.1	9.000	Off	L1	10.2	38.9	50.0
10.218000	11.4	9.000	Off	L1	10.2	38.6	50.0
11.700000	7.8	9.000	Off	L1	10.3	42.2	50.0

2020-08-04

오후 8:00:01

[T/A : 25 W] Conducted Emissions (Line 2)

BT MODE N

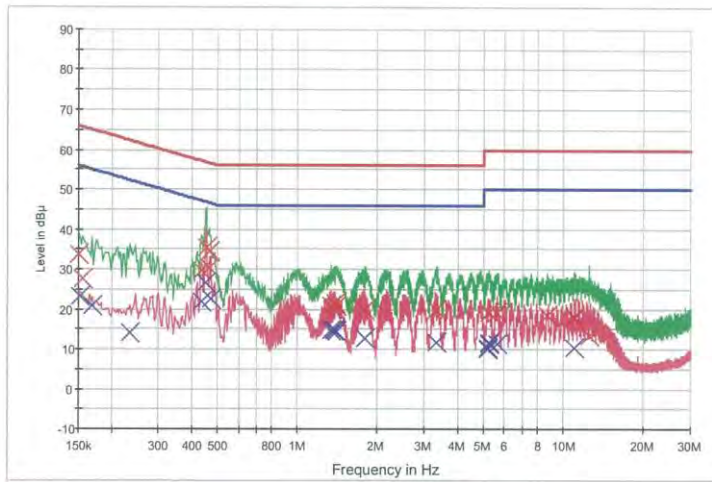
1 / 2

HCT TEST Report

Common Information

EUT: SM-G781V
 Manufacturer: SAMSUNG
 Test Site: SHIELD ROOM
 Operating Conditions: BT MODE N

FCC CLASS B_Exten Cable



— FCC CLASS B_QP — FCC CLASS B_AV — Preview Result 1-PK+
 — Preview Result 2-AVG X Final Result 1-QPK X Final Result 2-CAV

Final Result 1

Frequency (MHz)	QuasiPeak (dBuV)	Bandwidth (kHz)	Filter	Line	Corr. (dB)	Margin (dB)	Limit (dBuV)
0.150000	33.6	9.000	Off	N	9.8	32.4	66.0
0.156000	27.7	9.000	Off	N	9.8	38.0	65.7
0.436000	29.7	9.000	Off	N	9.8	27.4	57.1
0.454000	35.3	9.000	Off	N	9.8	21.5	56.8
0.464000	34.3	9.000	Off	N	9.8	22.3	56.6
0.468000	30.3	9.000	Off	N	9.8	26.3	56.5
1.338000	21.0	9.000	Off	N	9.8	35.0	56.0
1.378000	21.4	9.000	Off	N	9.9	34.6	56.0
1.406000	20.9	9.000	Off	N	9.9	35.1	56.0
1.796000	19.9	9.000	Off	N	9.9	36.1	56.0
3.338000	20.0	9.000	Off	N	9.9	36.0	56.0
3.346000	19.8	9.000	Off	N	9.9	36.2	56.0
5.222000	19.1	9.000	Off	N	10.0	40.9	60.0
5.640000	19.3	9.000	Off	N	10.0	40.7	60.0
8.724000	18.3	9.000	Off	N	10.2	41.7	60.0
11.028000	18.0	9.000	Off	N	10.3	42.0	60.0
11.034000	18.2	9.000	Off	N	10.3	41.8	60.0
12.432000	13.5	9.000	Off	N	10.3	46.5	60.0

2020-08-04

오후 7:05:25

BT MODE N

2 / 2

Final Result 2

Frequency (MHz)	CAverage (dBuV)	Bandwidth (kHz)	Filter	Line	Corr. (dB)	Margin (dB)	Limit (dBuV)
0.152000	23.4	9.000	Off	N	9.8	32.5	55.9
0.168000	20.8	9.000	Off	N	9.8	34.2	55.1
0.234000	14.0	9.000	Off	N	9.8	38.3	52.3
0.436000	22.0	9.000	Off	N	9.8	25.2	47.1
0.452000	26.7	9.000	Off	N	9.8	20.1	46.8
0.470000	22.4	9.000	Off	N	9.8	24.1	46.5
1.338000	14.6	9.000	Off	N	9.8	31.4	46.0
1.374000	14.9	9.000	Off	N	9.9	31.1	46.0
1.390000	14.8	9.000	Off	N	9.9	31.2	46.0
1.406000	14.3	9.000	Off	N	9.9	31.7	46.0
1.796000	12.7	9.000	Off	N	9.9	33.3	46.0
3.346000	11.7	9.000	Off	N	9.9	34.3	46.0
5.162000	10.0	9.000	Off	N	10.0	40.0	50.0
5.178000	10.4	9.000	Off	N	10.0	39.6	50.0
5.262000	11.6	9.000	Off	N	10.0	38.4	50.0
5.276000	11.5	9.000	Off	N	10.0	38.5	50.0
5.640000	11.3	9.000	Off	N	10.0	38.7	50.0
11.026000	10.2	9.000	Off	N	10.3	39.8	50.0

2020-08-04

오후 7:05:25

11. LIST OF TEST EQUIPMENT

Conducted Test

Manufacturer	Model / Equipment	Calibration Date	Calibration Interval	Serial No.
Rohde & Schwarz	ENV216 / LISN	09/11/2019	Annual	102245
Rohde & Schwarz	ESCI / Test Receiver	06/05/2020	Annual	100033
ESPAC	SU-642 / Temperature Chamber	03/18/2020	Annual	0093008124
Agilent	N9020A / Signal Analyzer	05/11/2020	Annual	MY51110085
Agilent	N9020A / Signal Analyzer	05/25/2020	Annual	MY52090906
Agilent	N9030A / Signal Analyzer	01/13/2020	Annual	MY49431210
Rohde & Schwarz	OSP 120 / Power Measurement Set	07/02/2020	Annual	101231
Agilent	N1911A / Power Meter	04/07/2020	Annual	MY45100523
Keysight	N1921A / Power Sensor	06/08/2020	Annual	MY57820067
Agilent	87300B / Directional Coupler	11/11/2019	Annual	3116A03621
Hewlett Packard	11667B / Power Splitter	05/25/2020	Annual	05001
Hewlett Packard	E3632A / DC Power Supply	06/12/2020	Annual	KR75303960
Agilent	8493C / Attenuator(10 dB)	06/26/2020	Annual	07560
Rohde & Schwarz	EMC32 / Software	N/A	N/A	N/A
HCT CO., LTD.	FCC WLAN&BT&BLE Conducted Test Software v3.0	N/A	N/A	N/A
Rohde & Schwarz	CBT / Bluetooth Tester	05/12/2020	Annual	100422

Note:

1. Equipment listed above that calibrated during the testing period was set for test after the calibration.
2. Equipment listed above that has a calibration due date during the testing period, the testing is completed before equipment expiration date.

Radiated Test

Manufacturer	Model / Equipment	Calibration Date	Calibration Interval	Serial No.
Innco system	CO3000 / Controller(Antenna mast)	N/A	N/A	CO3000-4p
Innco system	MA4640/800-XP-EP / Antenna Position Tower	N/A	N/A	N/A
Audix	EM1000 / Controller	N/A	N/A	060520
Audix	Turn Table	N/A	N/A	N/A
Rohde & Schwarz	Loop Antenna	05/18/2020	Biennial	1513-175
Schwarzbeck	VULB 9168 / Hybrid Antenna	03/22/2019	Biennial	760
Schwarzbeck	BBHA 9120D / Horn Antenna	04/29/2019	Biennial	9120D-937
Schwarzbeck	BBHA9170 / Horn Antenna(15 GHz ~ 40 GHz)	11/29/2019	Biennial	BBHA9170541
Rohde & Schwarz	FSP(9 kHz ~ 30 GHz) / Spectrum Analyzer	04/27/2020	Annual	100854
Rohde & Schwarz	FSV40-N / Spectrum Analyzer	09/26/2019	Annual	101068-SZ
Agilent	N9020A / Signal Analyzer	05/11/2020	Annual	MY51110085
Wainwright Instruments	WRCJV2400/2483.5-2370/2520-60/12SS / Band Reject Filter	01/21/2020	Annual	2
Wainwright Instruments	WRCJV5100/5850-40/50-8EEK / Band Reject Filter	02/10/2020	Annual	1
Wainwright Instruments	WHK3.0/18G-10EF / High Pass Filter	03/02/2020	Annual	8
Wainwright Instruments	WHKX8-6090-7000-18000-40SS/ High Pass Filter	03/02/2020	Annual	25
Api tech.	18B-03 / Attenuator (3 dB)	03/02/2020	Annual	1
Agilent	8493C-10 / Attenuator(10 dB)	03/02/2020	Annual	08285
CERNEX	CBLU1183540 / Power Amplifier	03/02/2020	Annual	22964
CERNEX	CBL06185030 / Power Amplifier	03/02/2020	Annual	22965
CERNEX	CBL18265035 / Power Amplifier	12/26/2019	Annual	22966
CERNEX	CBL26405040 / Power Amplifier	03/23/2020	Annual	25956
TESCOM	TC-3000C / Bluetooth Tester	03/18/2020	Annual	3000C000276

Note:

1. Equipment listed above that calibrated during the testing period was set for test after the calibration.
2. Equipment listed above that has a calibration due date during the testing period, the testing is completed before equipment expiration date.
3. Especially, all antenna for measurement is calibrated in accordance with the requirements of C63.5(Version : 2017).

12. ANNEX A_ TEST SETUP PHOTO

Please refer to test setup photo file no. as follows;

No.	Description
1	HCT-RF-2008-FC069-P