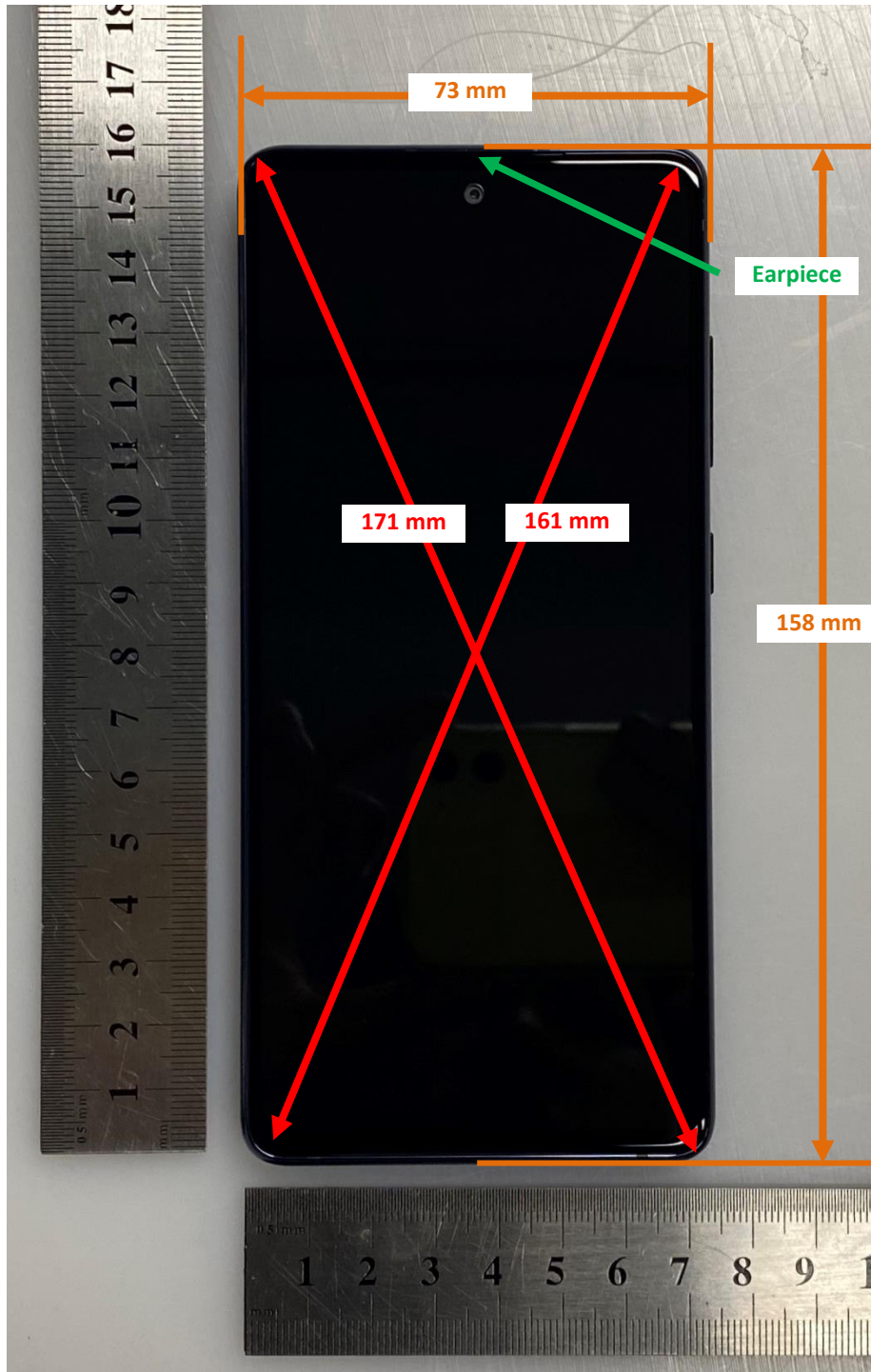


DUT and SAR Set-up Photos

Overall Dimensions



Front View of the DUT



Rear View of the DUT



Setup Photos

Handset Vertical and Horizontal Reference Lines

Vertical
Center Line



Horizontal
Line

Head Exposure Conditions

Left Touch



Left Tilt (15°)



Right Touch




Right Tilt (15°)



Body-worn Accessory Exposure Conditions

Rear (15mm)




Front (15mm)




Hotspot Exposure Conditions


Rear (10mm)




Front(10mm)




Edge 1 (10mm)




Edge 2 (10mm)



Edge 3 (10mm)




Edge 4 (10mm)



Product Specific 10-g Exposure Conditions

Rear (0mm)




Front(0mm)




Front(6mm)




Edge 1 (0mm)



Edge 3 (0mm)



Edge 3 (12mm)



Edge 4 (0mm)



Antenna Dimensions & Separation Distances

(Antennas and wireless bands were indicated only those applied to SAR test.)

- ① Main 1 Ant. / (TX & RX)
-GSM 850, GSM 1900, WCDMA B2, B4, B5,
-LTE B2, B4, B5, B12, B13, B17, B26, B66
- ② Main 2 Ant. / (TX & RX)
-LTE B41
- ③ WiFi Ant.1 (=Sub2 Ant) / (Tx&Rx)
-2.4 GHz/BT&BLE
- ④ WiFi Ant.1 (=Sub3 Ant) / (Tx&Rx)
- 5 GHz
- ⑤ WiFi Ant.2 (=Sub4 Ant) / (Tx&Rx)
-2.4 GHz/5 GHz/BT

