


# 1. Appendix: LICENSED BAND SETUP PHOTOS(Conducted Test)

## 1) CONDUCTED RF MEASUREMENT SETUP (WWAN)





## 2) CONDUCTED RF MEASUREMENT SETUP (WWAN Stability)




## 2. Appendix: LICENSED BAND SETUP PHOTOS(Radiated Test)


### 1) RADIATED RF MEASUREMENT SETUP (BELOW 1 GHz)




BELOW 1 GHz FRONT TEST PHOTO(Y axis)




BELOW 1 GHz REAR TEST PHOTO(Y axis)





BELOW 1 GHz FRONT TEST PHOTO(Z axis)




BELOW 1 GHz REAR TEST PHOTO(Z axis)




2) RADIATED RF MEASUREMENT SETUP (ABOVE 1 GHz)




ABOVE 1 GHz FRONT TEST PHOTO(Y axis)




ABOVE 1 GHz REAR TEST PHOTO(Y axis)



ABOVE 1 GHz FRONT TEST PHOTO(Z axis)



ABOVE 1 GHz REAR TEST PHOTO(Z axis)




3) **RADIATED RF MEASUREMENT SET-UP (Axis)**

X AXIS PHOTO




Y AXIS PHOTO





Z AXIS PHOTO



**END OF REPORT**