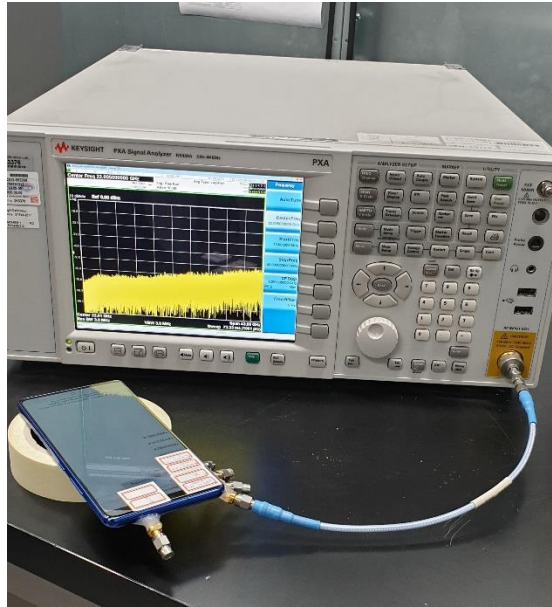


1. Appendix: UNLICENSED BAND SETUP PHOTOS(Conducted Test)

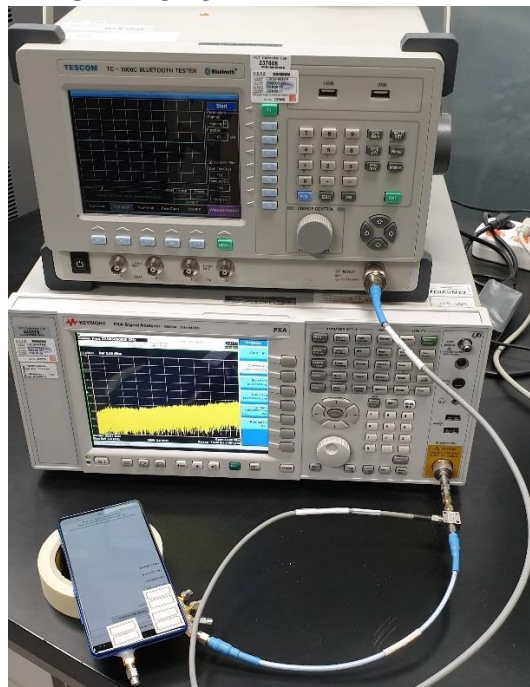
1) CONDUCTED RF MEASUREMENT SETUP (DTS, UNII, BLE, ANT+)

CONDUCTED TEST PHOTO




2) CONDUCTED RF MEASUREMENT SETUP (Bluetooth)

BLUETOOTH TEST PHOTO



3) CONDUCTED RF MEASUREMENT SETUP (DFS)

DFS TEST PHOTO





4) CONDUCTED RF MEASUREMENT SETUP (NFC Stability)

NFC STABILITY TEST PHOTO




2. Appendix: UNLICENSED BAND SETUP PHOTOS(Radiated Test)


1) RADIATED RF MEASUREMENT SETUP (BELOW 1 GHz)



BELOW 1 GHz FRONT TEST PHOTO(Y axis)




BELOW 1 GHz REAR TEST PHOTO(Y axis)



BELOW 1 GHz FRONT TEST PHOTO(Z axis)




BELOW 1 GHz REAR TEST PHOTO(Z axis)




2) RADIATED RF MEASUREMENT SETUP (ABOVE 1 GHz)


ABOVE 1 GHz FRONT TEST PHOTO(X axis)




ABOVE 1 GHz REAR TEST PHOTO(X axis)




ABOVE 1 GHz FRONT TEST PHOTO(Y axis)




ABOVE 1 GHz REAR TEST PHOTO(Y axis)



ABOVE 1 GHz FRONT TEST PHOTO(Z axis)




ABOVE 1 GHz REAR TEST PHOTO(Z axis)



3) RADIATED RF MEASUREMENT SETUP (NFC)


FACE OFF TEST PHOTO(Y axis)




FACE ON TEST PHOTO(Y axis)



FACE OFF TEST PHOTO(Z axis)



FACE ON TEST PHOTO(Z axis)




4) RADIATED RF MEASUREMENT SET-UP (Axis)


X AXIS PHOTO



Y AXIS PHOTO




Z AXIS PHOTO




5) AC LINE CONDUCTED MEASUREMENT SETUP

AC LINE CONDUCTED FRONT TEST PHOTO



AC LINE CONDUCTED REAR TEST PHOTO



END OF REPORT