



APPENDIX F: SAR TEST SETUP PHOTOGRAPHS



FCC ID A3LSMG750A	 PCTEST ENGINEERING LABORATORY, INC.	SAR EVALUATION REPORT	 Reviewed by: Quality Manager
Test Dates: 06/16/14 - 06/27/14	DUT Type: Portable Handset	APPENDIX F: Page 1 of 9	




SAR Test Setup Photo 1 – Right Cheek




SAR Test Setup Photo 2 – Right Tilt



FCC ID A3LSMG750A		SAR EVALUATION REPORT		Reviewed by: Quality Manager
Test Dates: 06/16/14 - 06/27/14	DUT Type: Portable Handset	APPENDIX F: Page 2 of 9		




SAR Test Setup Photo 3 – Left Cheek




SAR Test Setup Photo 4 – Left Tilt



FCC ID A3LSMG750A		SAR EVALUATION REPORT		Reviewed by: Quality Manager
Test Dates: 06/16/14 - 06/27/14	DUT Type: Portable Handset			APPENDIX F: Page 3 of 9



SAR Test Setup Photo 5 – Back Side at 10 mm



SAR Test Setup Photo 6 – Back Side at 0 mm



FCC ID A3LSMG750A		SAR EVALUATION REPORT		Reviewed by: Quality Manager
Test Dates: 06/16/14 - 06/27/14	DUT Type: Portable Handset			APPENDIX F: Page 4 of 9



SAR Test Setup Photo 7 – Front Side at 10 mm



SAR Test Setup Photo 8 – Front Side at 0 mm



FCC ID A3LSMG750A		SAR EVALUATION REPORT		Reviewed by: Quality Manager
Test Dates: 06/16/14 - 06/27/14	DUT Type: Portable Handset			APPENDIX F: Page 5 of 9



SAR Test Setup Photo 9 – Top Edge at 10 mm



SAR Test Setup Photo 10 – Top Edge at 0 mm



FCC ID A3LSMG750A		SAR EVALUATION REPORT	 Reviewed by: Quality Manager
Test Dates: 06/16/14 - 06/27/14	DUT Type: Portable Handset	APPENDIX F: Page 6 of 9	




SAR Test Setup Photo 11 – Bottom Edge at 10 mm




SAR Test Setup Photo 12 – Right Edge at 10 mm



FCC ID A3LSMG750A		SAR EVALUATION REPORT		Reviewed by: Quality Manager
Test Dates: 06/16/14 - 06/27/14	DUT Type: Portable Handset			APPENDIX F: Page 7 of 9




SAR Test Setup Photo 13 – Left Edge at 10 mm





SAR Test Setup Photo 14 – Left Edge at 0 mm

FCC ID A3LSMG750A		SAR EVALUATION REPORT		Reviewed by: Quality Manager
Test Dates: 06/16/14 - 06/27/14	DUT Type: Portable Handset	APPENDIX F: Page 8 of 9		



SAR Test Setup Photo 15 – Horizontal and Vertical Reference Lines

FCC ID A3LSMG750A		SAR EVALUATION REPORT	 Reviewed by: Quality Manager
Test Dates: 06/16/14 - 06/27/14	DUT Type: Portable Handset		APPENDIX F: Page 9 of 9