





## 18. TEST PHOTOGRAPHS

See following Attached Pages for setup photographs.



<b>FCC ID:</b> A3LSMG750A		<b>HAC (RF EMISSIONS) TEST REPORT</b>		<b>Reviewed by:</b> Quality Manager
<b>Filename:</b> 0Y1406131235.A3L	<b>Test Dates:</b> June 16-23, 2014	<b>EUT Type:</b> Portable Handset	Page 56 of 58	



**Figure 18-1**  
**Ear Reference Point HAC Phantom Alignment**



**Figure 18-2**  
**HAC Phantom Plane Alignment**

FCC ID: A3LSMG750A		HAC (RF EMISSIONS) TEST REPORT		Reviewed by: Quality Manager
Filename: 0Y1406131235.A3L	Test Dates: June 16-23, 2014	EUT Type: Portable Handset	Page 57 of 58	

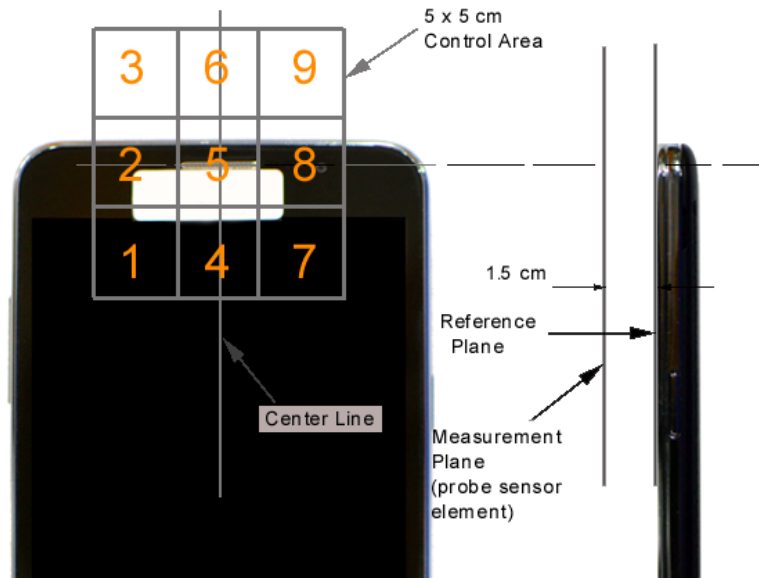


Figure 18-3 5x5 Scan grid above WD



Figure 18-4 E-Field WD Scan overlay

FCC ID: A3LSMG750A	PCTEST ENGINEERING LABORATORY, INC.	HAC (RF EMISSIONS) TEST REPORT	SAMSUNG	Reviewed by: Quality Manager
Filename: 0Y1406131235.A3L	Test Dates: June 16-23, 2014	EUT Type: Portable Handset		Page 58 of 58