



## 10. SETUP PHOTOS



### RADIATED EMISSION BELOW 30 MHz

### FACE ON







**RADIATED EMISSION ABOVE 30 MHz**




**TEMPERATURE CHAMBER ENVIRONMENT**



**AC MAINS LINE CONDUCTED EMISSION**





**END OF REPORT**