

BAND 40. 5M_BandEdge(Upper Side)(2341MHz-2345MHz)_2357.5MHz_1RB



BAND 40. 5M_BandEdge(Upper Side)(2341MHz-2345MHz)_2352.5MHz_1RB



BAND 40. 5M_BandEdge(Upper Side)(2341MHz-2345MHz)_2355MHz_1RB



BAND 40. 5M_BandEdge(Upper Side)(2345MHz-2349MHz)_2352.5MHz_1RB



Note : We used a narrower RBW in order to increase accuracy.

Calculation = Reading Value + 10 x log(1 MHz/100 kHz) dB = -47.980 dBm + 10 dB = -37.980 dBm

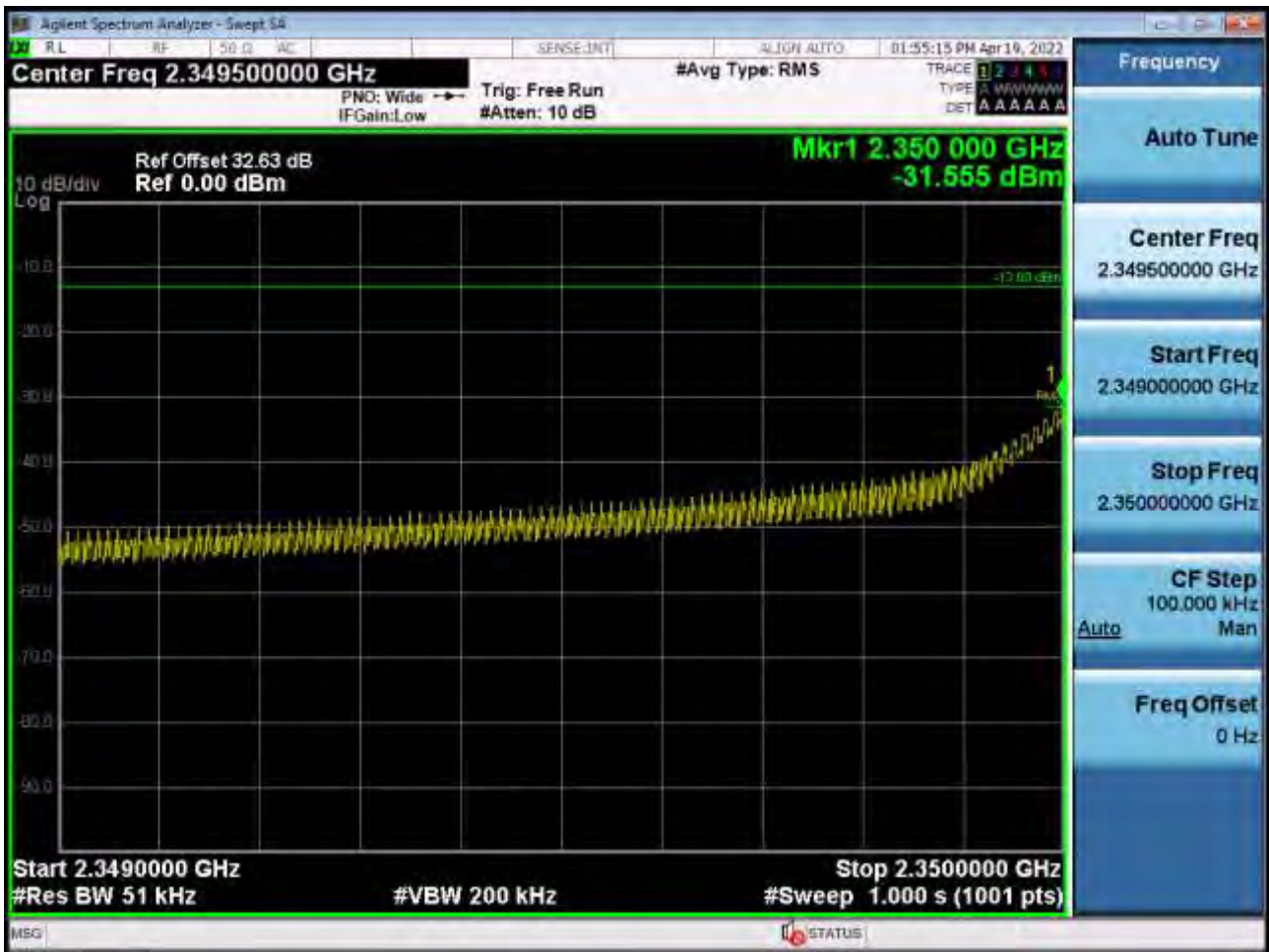
BAND 40. 5M_BandEdge(Upper Side)(2345MHz-2350MHz)_2357.5MHz_1RB



BAND 40. 5M_BandEdge(Upper Side)(2345MHz-2350MHz)_2355MHz_1RB



BAND 40. 5M_BandEdge(Upper Side)(2349MHz-2350MHz)_2352.5MHz_1RB



BAND 40. 5M_BandEdge(Upper Side)(2360MHz-2361MHz)_2357.5MHz_1RB



BAND 40. 5M_BandEdge(Upper Side)(2360MHz-2365MHz)_2352.5MHz_1RB



BAND 40. 5M_BandEdge(Upper Side)(2360MHz-2365MHz)_2355MHz_1RB



BAND 40. 5M_BandEdge(Upper Side)(2361MHz-2365MHz)_2357.5MHz_1RB



Note : We used a narrower RBW in order to increase accuracy.

Calculation = Reading Value + 10 x log(1 MHz/100 kHz) dB = -49.416 dBm + 10 dB = -39.416 dBm

BAND 40. 5M_BandEdge(Upper Side)(2365MHz-2400MHz)_2357.5MHz_1RB



BAND 40. 5M_BandEdge(Upper Side)(2365MHz-2400MHz)_2352.5MHz_1RB



BAND 40. 5M_BandEdge(Upper Side)(2365MHz-2400MHz)_2355MHz_1RB



BAND 40. 10M_BandEdge(Upper Side)(2280MHz-2288MHz)_2355MHz_1RB



BAND 40. 10M_BandEdge(Upper Side)(2288MHz-2292MHz)_2355MHz_1RB



BAND 40. 10M_BandEdge(Upper Side)(2292MHz-2296MHz)_2355MHz_1RB



BAND 40. 10M_BandEdge(Upper Side)(2296MHz-2300MHz)_2355MHz_1RB



BAND 40. 10M_BandEdge(Upper Side)(2300MHz-2320MHz)_2355MHz_1RB



BAND 40. 10M_BandEdge(Upper Side)(2320MHz-2324MHz)_2355MHz_1RB



BAND 40. 10M_BandEdge(Upper Side)(2324MHz-2328MHz)_2355MHz_1RB



BAND 40. 10M_BandEdge(Upper Side)(2328MHz-2337MHz)_2355MHz_1RB



BAND 40. 10M_BandEdge(Upper Side)(2337MHz-2341MHz)_2355MHz_1RB



BAND 40. 10M_BandEdge(Upper Side)(2341MHz-2345MHz)_2355MHz_1RB



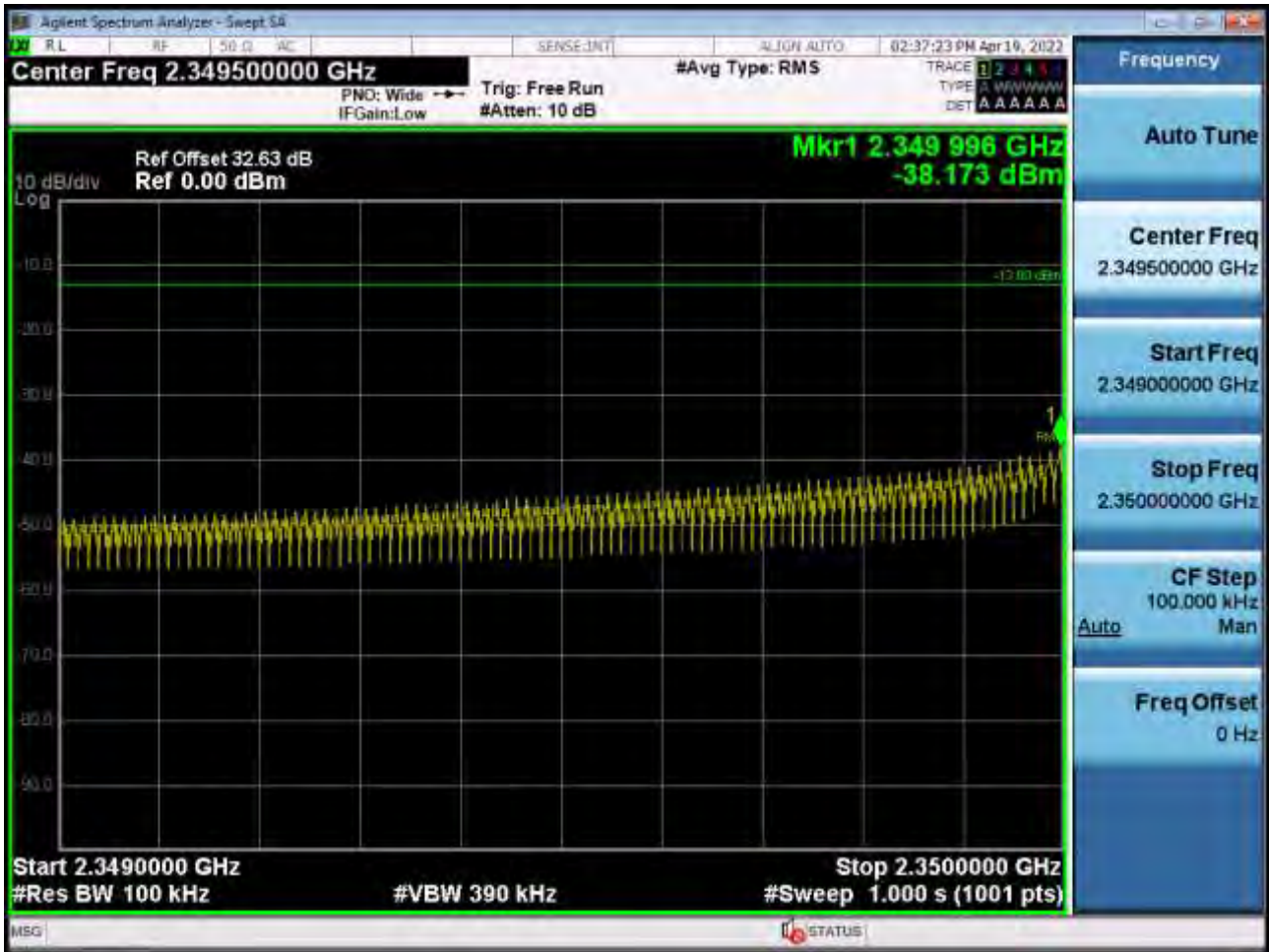
BAND 40. 10M_BandEdge(Upper Side)(2345MHz-2349MHz)_2355MHz_1RB



Note : We used a narrower RBW in order to increase accuracy.

Calculation = Reading Value + 10 x log(1 MHz/100 kHz) dB = -48.646 dBm + 10 dB = -38.646 dBm

BAND 40. 10M_BandEdge(Upper Side)(2349MHz-2350MHz)_2355MHz_1RB



BAND 40. 10M_BandEdge(Upper Side)(2360MHz-2361MHz)_2355MHz_1RB



BAND 40. 10M_BandEdge(Upper Side)(2361MHz-2365MHz)_2355MHz_1RB



Note : We used a narrower RBW in order to increase accuracy.

Calculation = Reading Value + 10 x log(1 MHz/100 kHz) dB = -50.536 dBm + 10 dB = -40.536 dBm

BAND 40. 5M_BandEdge(Upper Side)(2280MHz-2288MHz)_2357.5MHz_FullRB



BAND 40. 5M_BandEdge(Upper Side)(2280MHz-2288MHz)_2352.5MHz_FullRB



BAND 40. 5M_BandEdge(Upper Side)(2280MHz-2288MHz)_2355MHz_FullIRB



BAND 40. 5M_BandEdge(Upper Side)(2288MHz-2292MHz)_2357.5MHz_FullRB



BAND 40. 5M_BandEdge(Upper Side)(2288MHz-2292MHz)_2352.5MHz_FullRB



BAND 40. 5M_BandEdge(Upper Side)(2288MHz-2292MHz)_2355MHz_FullIRB



BAND 40. 5M_BandEdge(Upper Side)(2292MHz-2296MHz)_2357.5MHz_FullIRB



BAND 40. 5M_BandEdge(Upper Side)(2292MHz-2296MHz)_2352.5MHz_FullIRB



BAND 40. 5M_BandEdge(Upper Side)(2292MHz-2296MHz)_2355MHz_FullIRB



BAND 40. 5M_BandEdge(Upper Side)(2296MHz-2300MHz)_2357.5MHz_FullRB



BAND 40. 5M_BandEdge(Upper Side)(2296MHz-2300MHz)_2352.5MHz_FullRB



BAND 40. 5M_BandEdge(Upper Side)(2296MHz-2300MHz)_2355MHz_FullIRB



BAND 40. 5M_BandEdge(Upper Side)(2300MHz-2320MHz)_2357.5MHz_FullRB



BAND 40. 5M_BandEdge(Upper Side)(2300MHz-2320MHz)_2352.5MHz_FullRB



BAND 40. 5M_BandEdge(Upper Side)(2300MHz-2320MHz)_2355MHz_FullIRB



BAND 40. 5M_BandEdge(Upper Side)(2320MHz-2324MHz)_2357.5MHz_FullRB



BAND 40. 5M_BandEdge(Upper Side)(2320MHz-2324MHz)_2352.5MHz_FullRB



BAND 40. 5M_BandEdge(Upper Side)(2320MHz-2324MHz)_2355MHz_FullIRB



BAND 40. 5M_BandEdge(Upper Side)(2324MHz-2328MHz)_2357.5MHz_FullRB



BAND 40. 5M_BandEdge(Upper Side)(2324MHz-2328MHz)_2352.5MHz_FullRB



BAND 40. 5M_BandEdge(Upper Side)(2324MHz-2328MHz)_2355MHz_FullIRB



BAND 40. 5M_BandEdge(Upper Side)(2328MHz-2337MHz)_2357.5MHz_FullRB



BAND 40. 5M_BandEdge(Upper Side)(2328MHz-2337MHz)_2352.5MHz_FullRB



BAND 40. 5M_BandEdge(Upper Side)(2328MHz-2337MHz)_2355MHz_FullIRB



BAND 40. 5M_BandEdge(Upper Side)(2337MHz-2341MHz)_2357.5MHz_FullRB



BAND 40. 5M_BandEdge(Upper Side)(2337MHz-2341MHz)_2352.5MHz_FullRB



BAND 40. 5M_BandEdge(Upper Side)(2337MHz-2341MHz)_2355MHz_FullIRB



BAND 40. 5M_BandEdge(Upper Side)(2341MHz-2345MHz)_2357.5MHz_FullRB



BAND 40. 5M_BandEdge(Upper Side)(2341MHz-2345MHz)_2352.5MHz_FullRB



BAND 40. 5M_BandEdge(Upper Side)(2341MHz-2345MHz)_2355MHz_FullIRB



BAND 40. 5M_BandEdge(Upper Side)(2345MHz-2349MHz)_2352.5MHz_FullRB



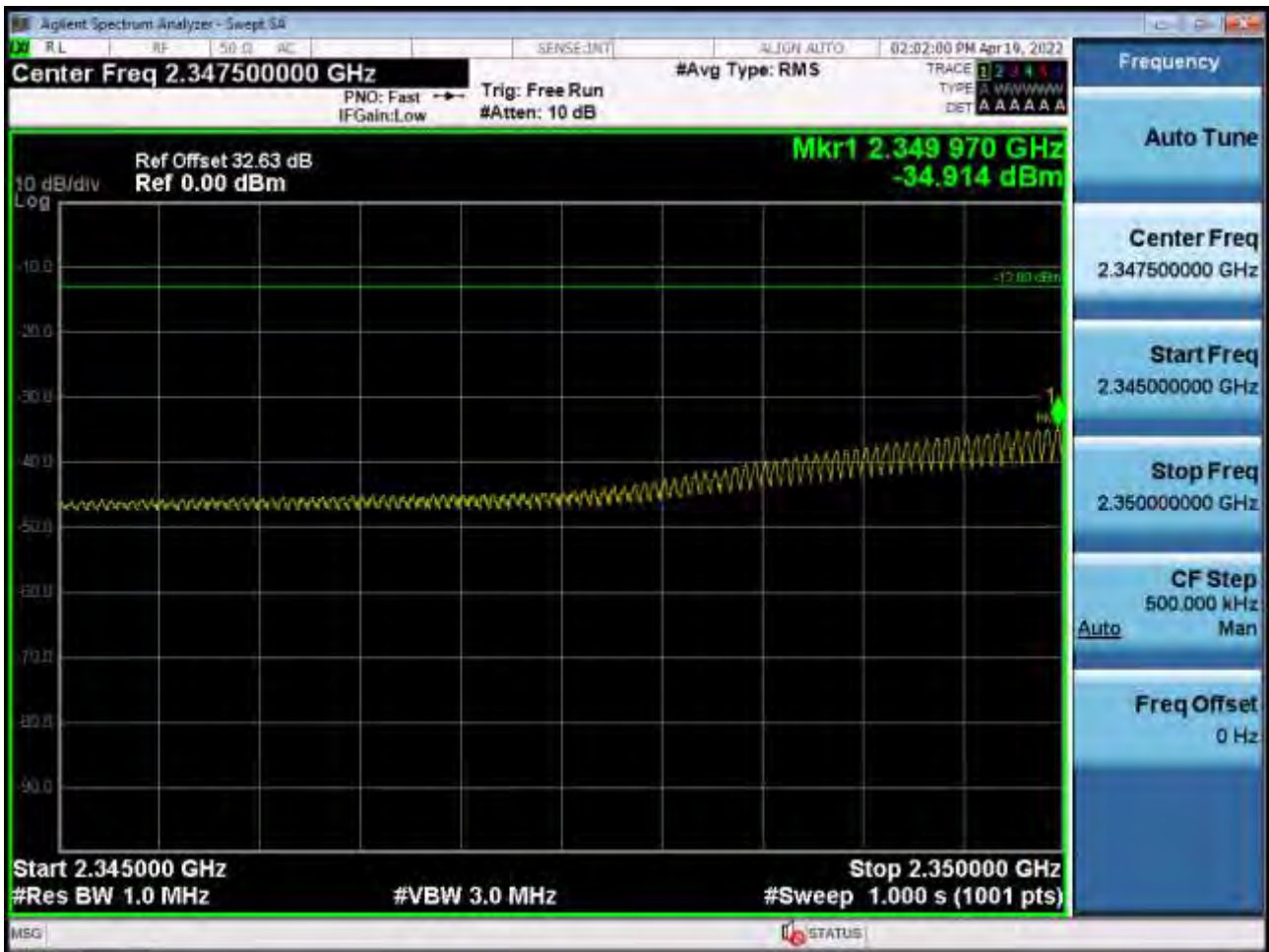
Note : We used a narrower RBW in order to increase accuracy.

Calculation = Reading Value + 10 x log(1 MHz/100 kHz) dB = -42.760 dBm + 10 dB = -32.760 dBm

BAND 40. 5M_BandEdge(Upper Side)(2345MHz-2350MHz)_2357.5MHz_FullIRB



BAND 40. 5M_BandEdge(Upper Side)(2345MHz-2350MHz)_2355MHz_FullIRB



BAND 40. 5M_BandEdge(Upper Side)(2349MHz-2350MHz)_2352.5MHz_FullRB



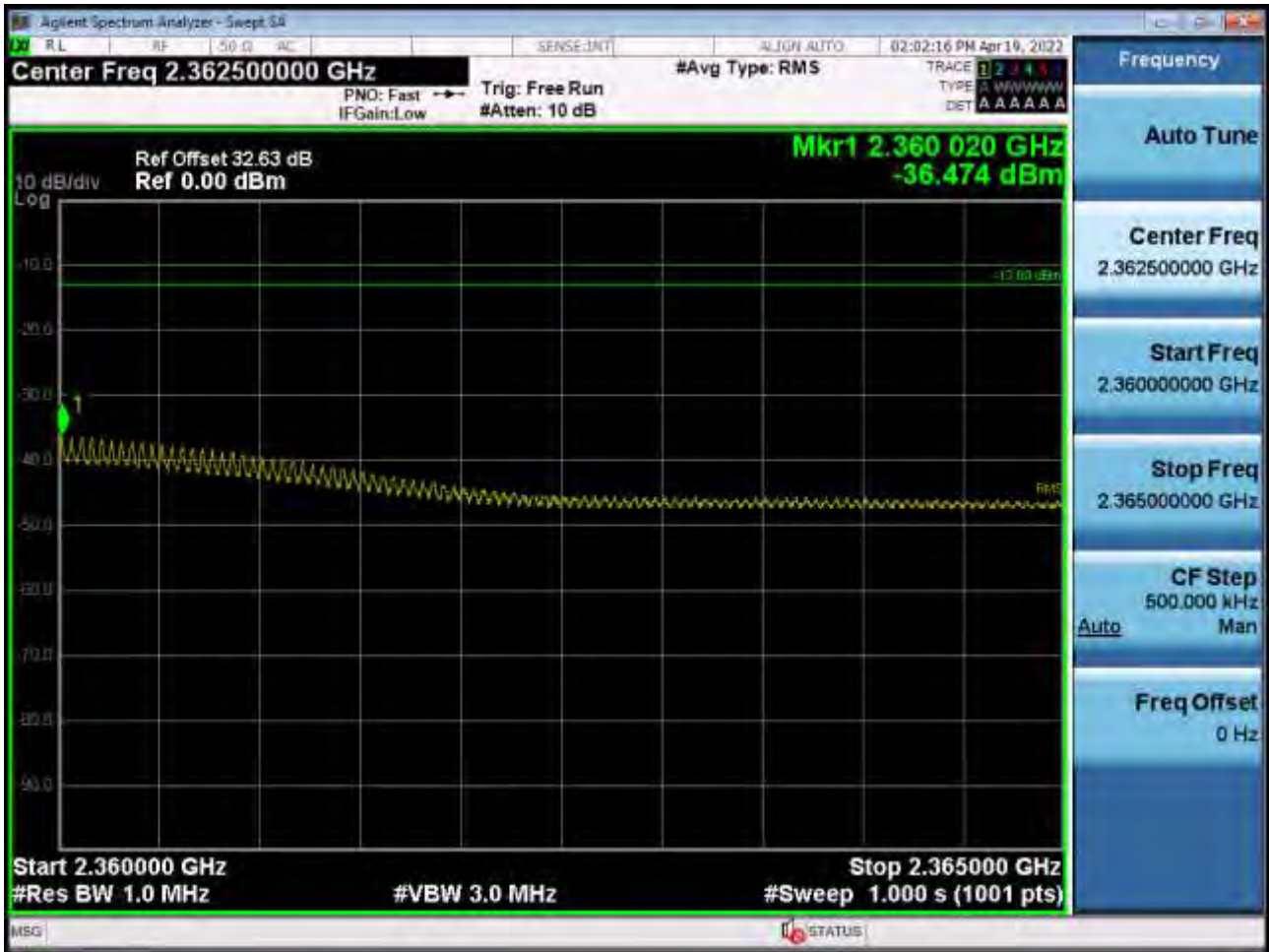
BAND 40. 5M_BandEdge(Upper Side)(2360MHz-2361MHz)_2357.5MHz_FullIRB



BAND 40. 5M_BandEdge(Upper Side)(2360MHz-2365MHz)_2352.5MHz_FullRB



BAND 40. 5M_BandEdge(Upper Side)(2360MHz-2365MHz)_2355MHz_FullIRB



BAND 40. 5M_BandEdge(Upper Side)(2361MHz-2365MHz)_2357.5MHz_FullRB



Note : We used a narrower RBW in order to increase accuracy.

Calculation = Reading Value + 10 x log(1 MHz/100 kHz) dB = -44.827 dBm + 10 dB = -34.827 dBm

BAND 40. 5M_BandEdge(Upper Side)(2365MHz-2400MHz)_2357.5MHz_FullRB



BAND 40. 5M_BandEdge(Upper Side)(2365MHz-2400MHz)_2352.5MHz_FullRB



BAND 40. 5M_BandEdge(Upper Side)(2365MHz-2400MHz)_2355MHz_FullIRB



BAND 40. 10M_BandEdge(Upper Side)(2280MHz-2288MHz)_2355MHz_FullIRB



BAND 40. 10M_BandEdge(Upper Side)(2288MHz-2292MHz)_2355MHz_FullIRB



BAND 40. 10M_BandEdge(Upper Side)(2292MHz-2296MHz)_2355MHz_FullIRB



BAND 40. 10M_BandEdge(Upper Side)(2296MHz-2300MHz)_2355MHz_FullIRB



BAND 40. 10M_BandEdge(Upper Side)(2300MHz-2320MHz)_2355MHz_FullIRB



BAND 40. 10M_BandEdge(Upper Side)(2320MHz-2324MHz)_2355MHz_FullIRB



BAND 40. 10M_BandEdge(Upper Side)(2324MHz-2328MHz)_2355MHz_FullIRB



BAND 40. 10M_BandEdge(Upper Side)(2328MHz-2337MHz)_2355MHz_FullIRB



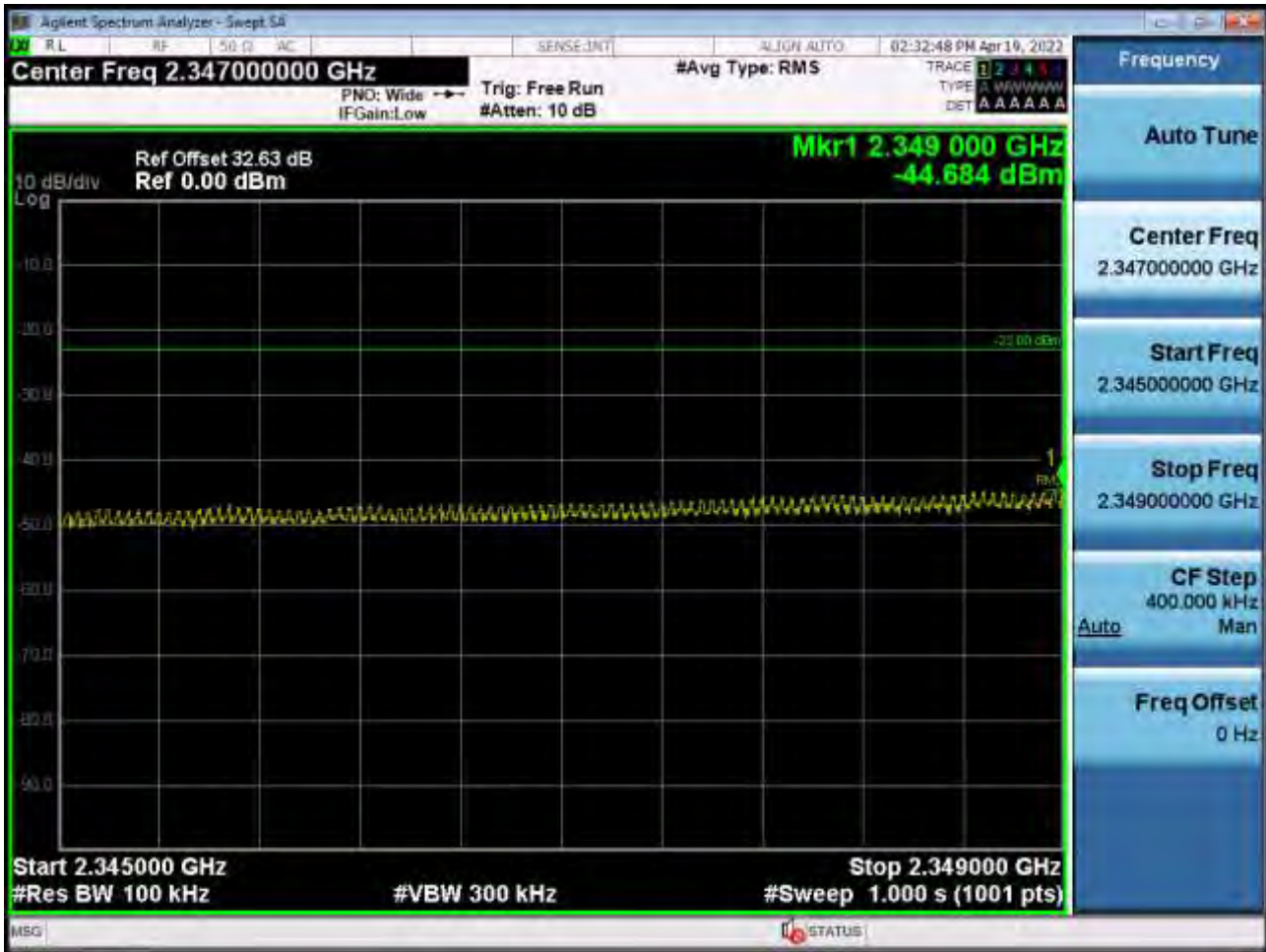
BAND 40. 10M_BandEdge(Upper Side)(2337MHz-2341MHz)_2355MHz_FullIRB



BAND 40. 10M_BandEdge(Upper Side)(2341MHz-2345MHz)_2355MHz_FuIRB



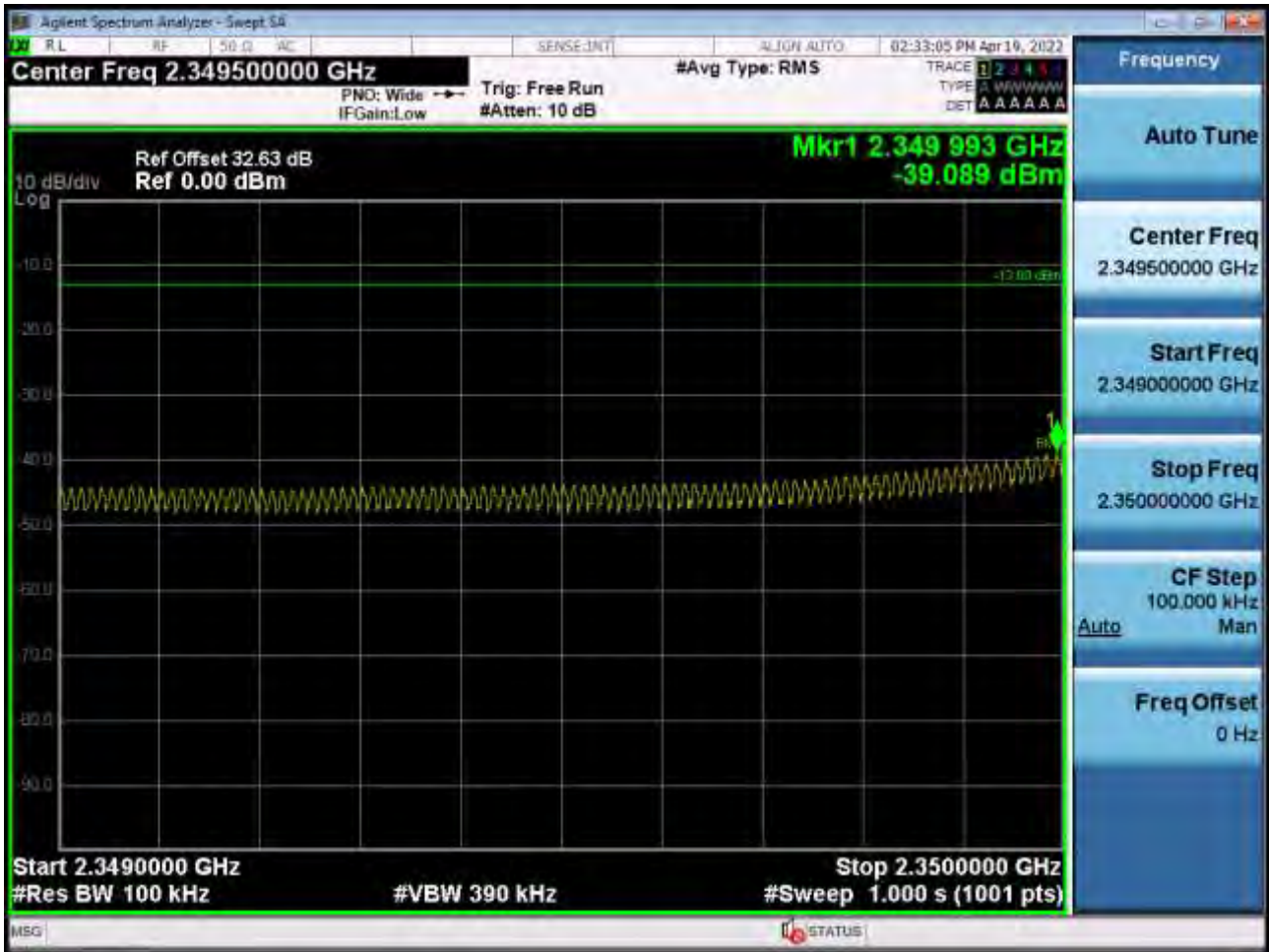
BAND 40. 10M_BandEdge(Upper Side)(2345MHz-2349MHz)_2355MHz_FuIRB



Note : We used a narrower RBW in order to increase accuracy.

Calculation = Reading Value + 10 x log(1 MHz/100 kHz) dB = -44.684 dBm + 10 dB = -34.684 dBm

BAND 40. 10M_BandEdge(Upper Side)(2349MHz-2350MHz)_2355MHz_FuIRB



BAND 40. 10M_BandEdge(Upper Side)(2360MHz-2361MHz)_2355MHz_FullIRB



BAND 40. 10M_BandEdge(Upper Side)(2361MHz-2365MHz)_2355MHz_FuIRB



Note : We used a narrower RBW in order to increase accuracy.

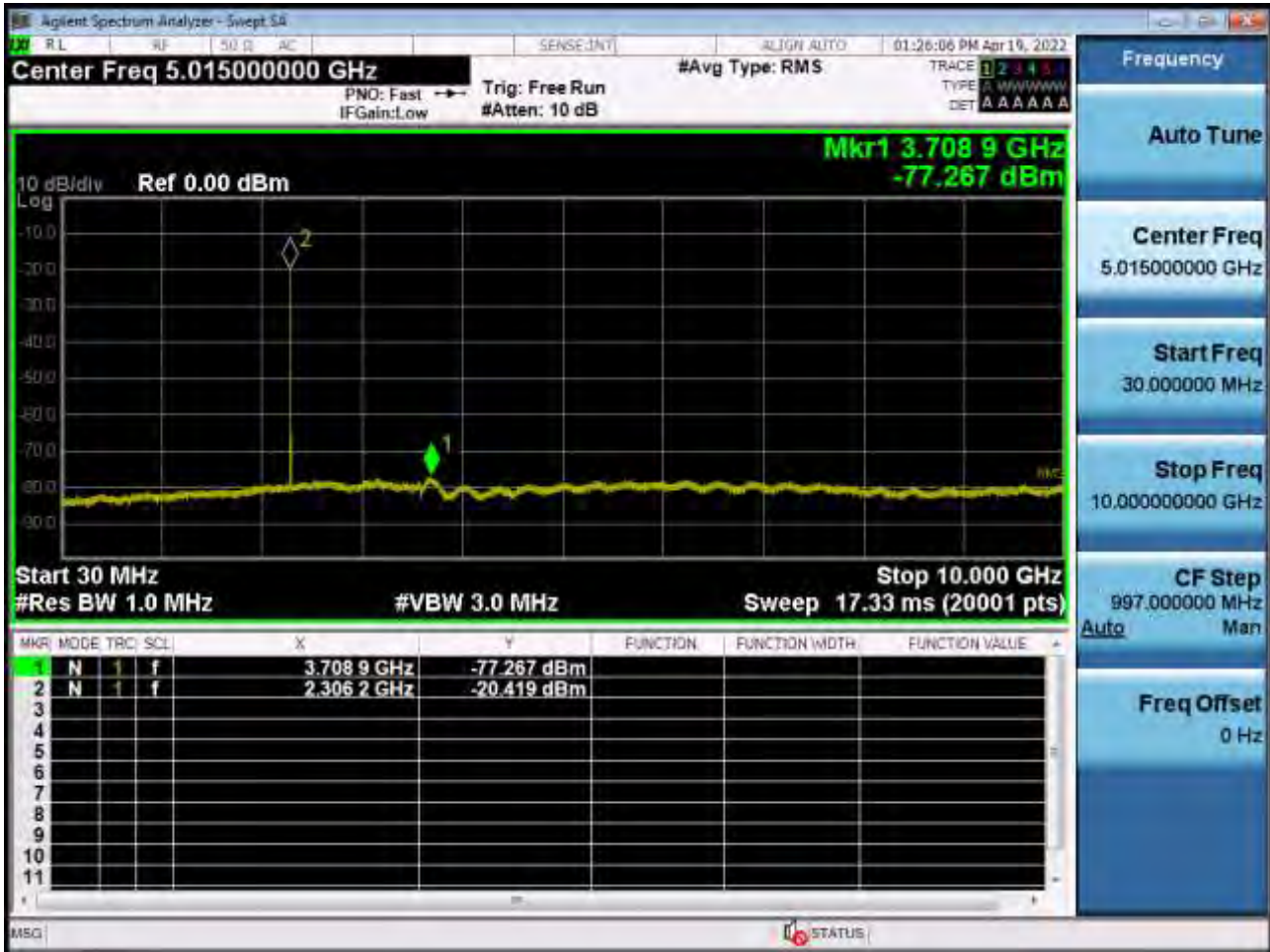
Calculation = Reading Value + 10 x log(1 MHz/100 kHz) dB = -45.996 dBm + 10 dB = -35.996 dBm

BAND 40. 10M_BandEdge(Upper Side)(2365MHz-2400MHz)_2355MHz_FullIRB



- Lower Side-

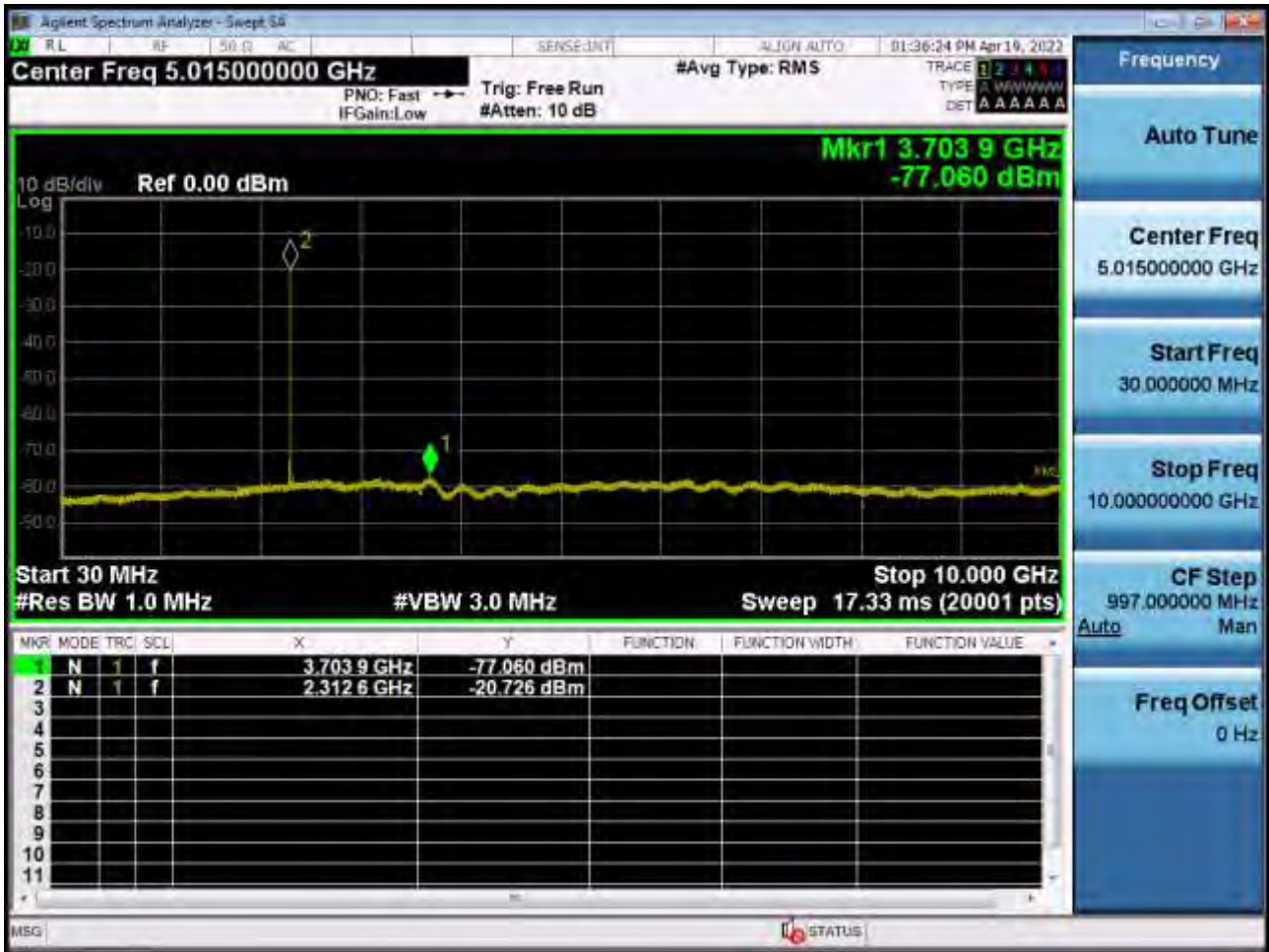
BAND 40. Conducted Spurious Plot 1 (5 MHz 2307.5MHz_QPSK_1RB)



BAND 40. Conducted Spurious Plot 2 (5 MHz 2307.5MHz_QPSK_1RB)



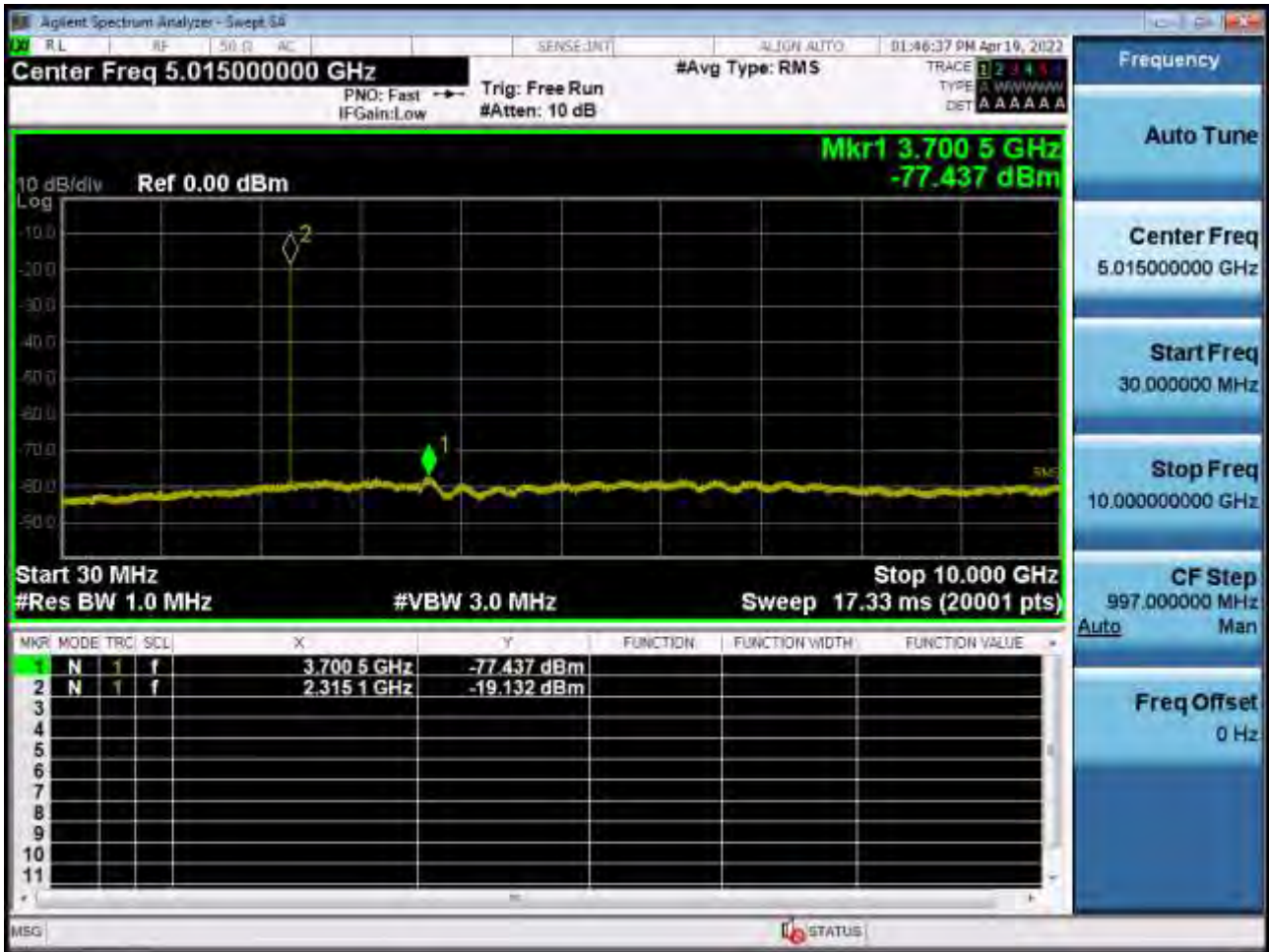
BAND 40. Conducted Spurious Plot 1 (5 MHz 2310MHz_QPSK_1RB)



BAND 40. Conducted Spurious Plot 2 (5 MHz 2310MHz_QPSK_1RB)



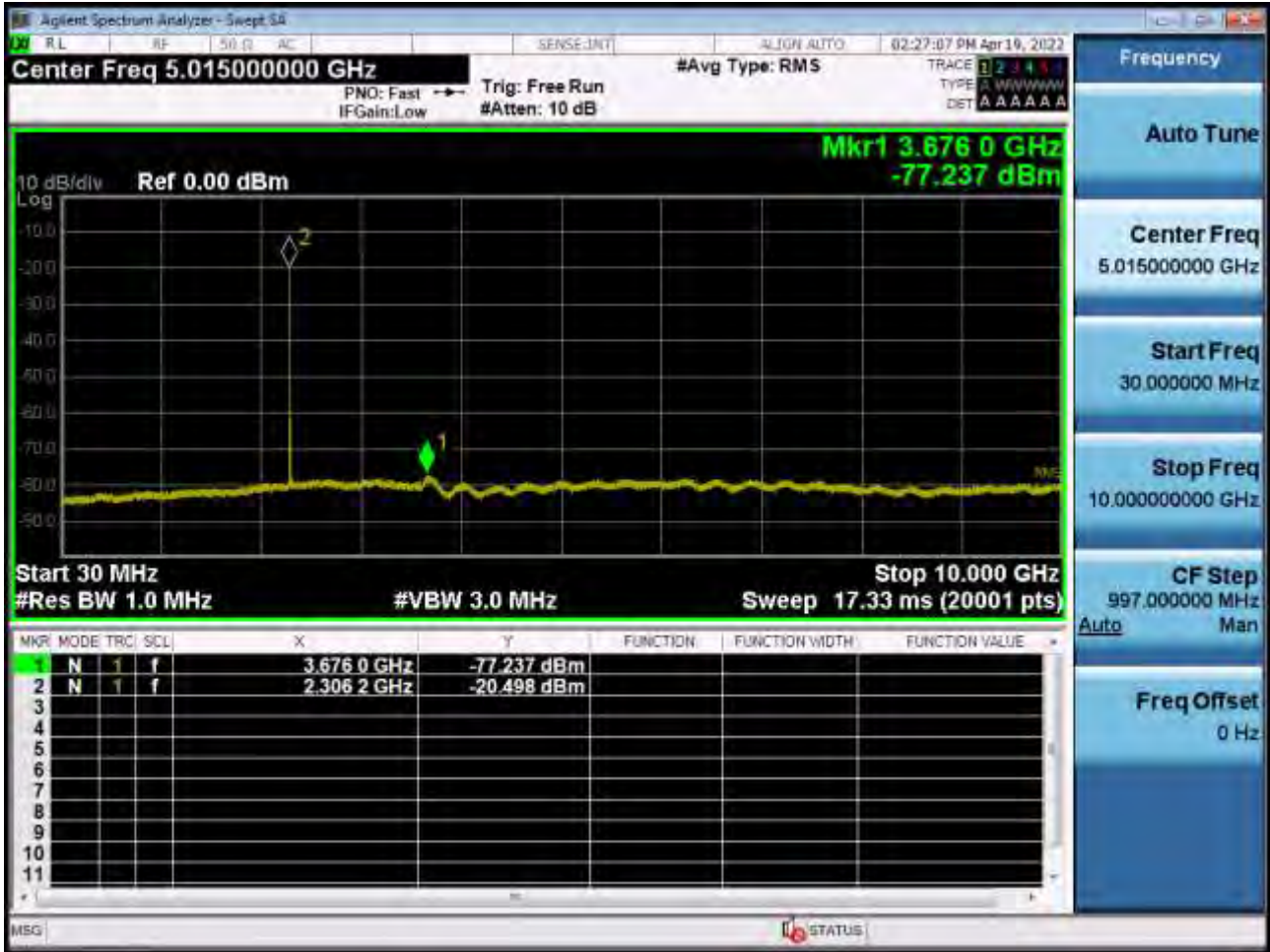
BAND 40. Conducted Spurious Plot 1 (5 MHz 2312.5MHz_QPSK_1RB)



BAND 40. Conducted Spurious Plot 2 (5 MHz 2312.5MHz_QPSK_1RB)



BAND 40. Conducted Spurious Plot 1 (10 MHz 2310MHz_QPSK_1RB)

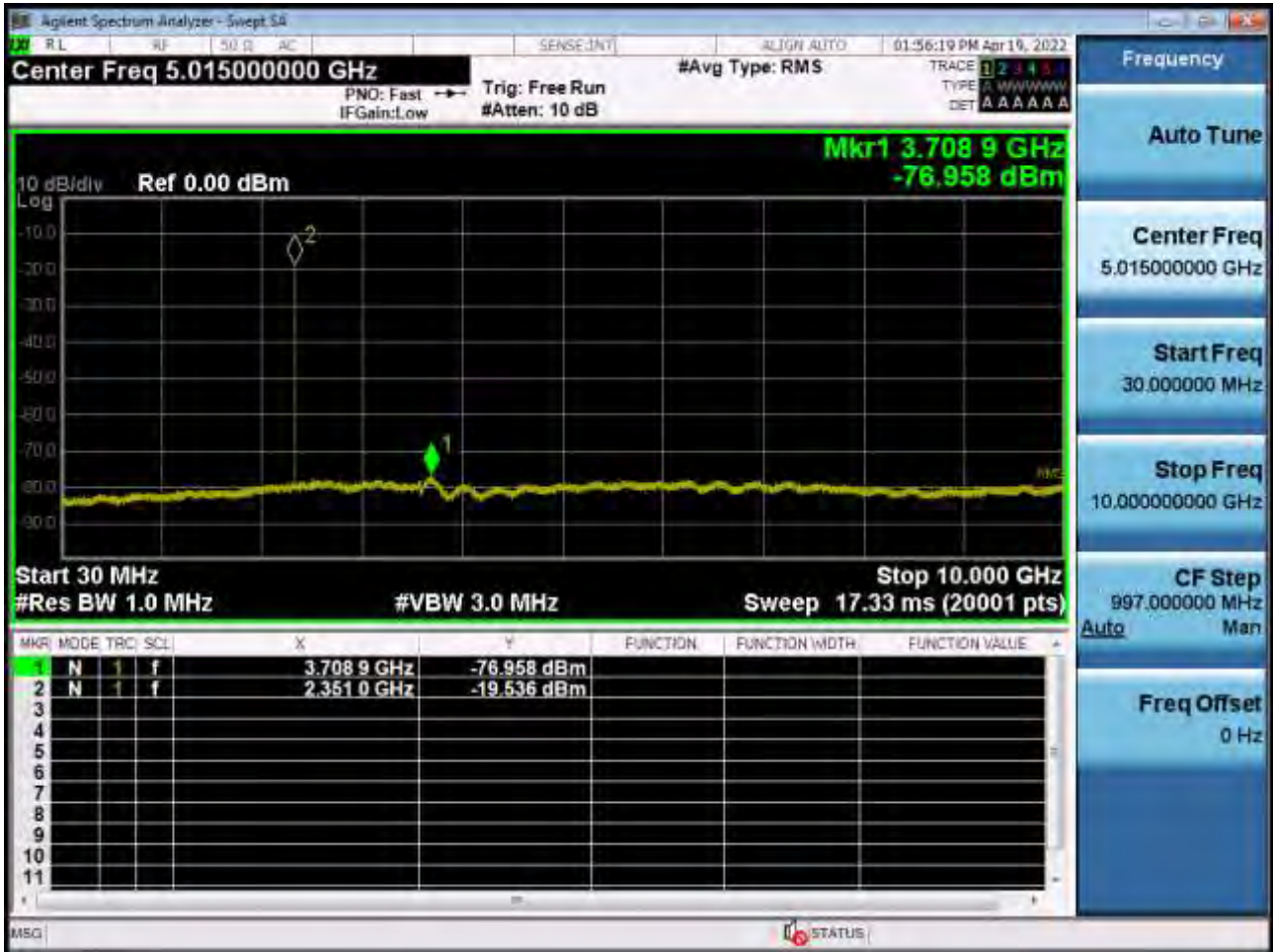


BAND 40. Conducted Spurious Plot 2 (10 MHz 2310MHz_QPSK_1RB)



- Upper Side-

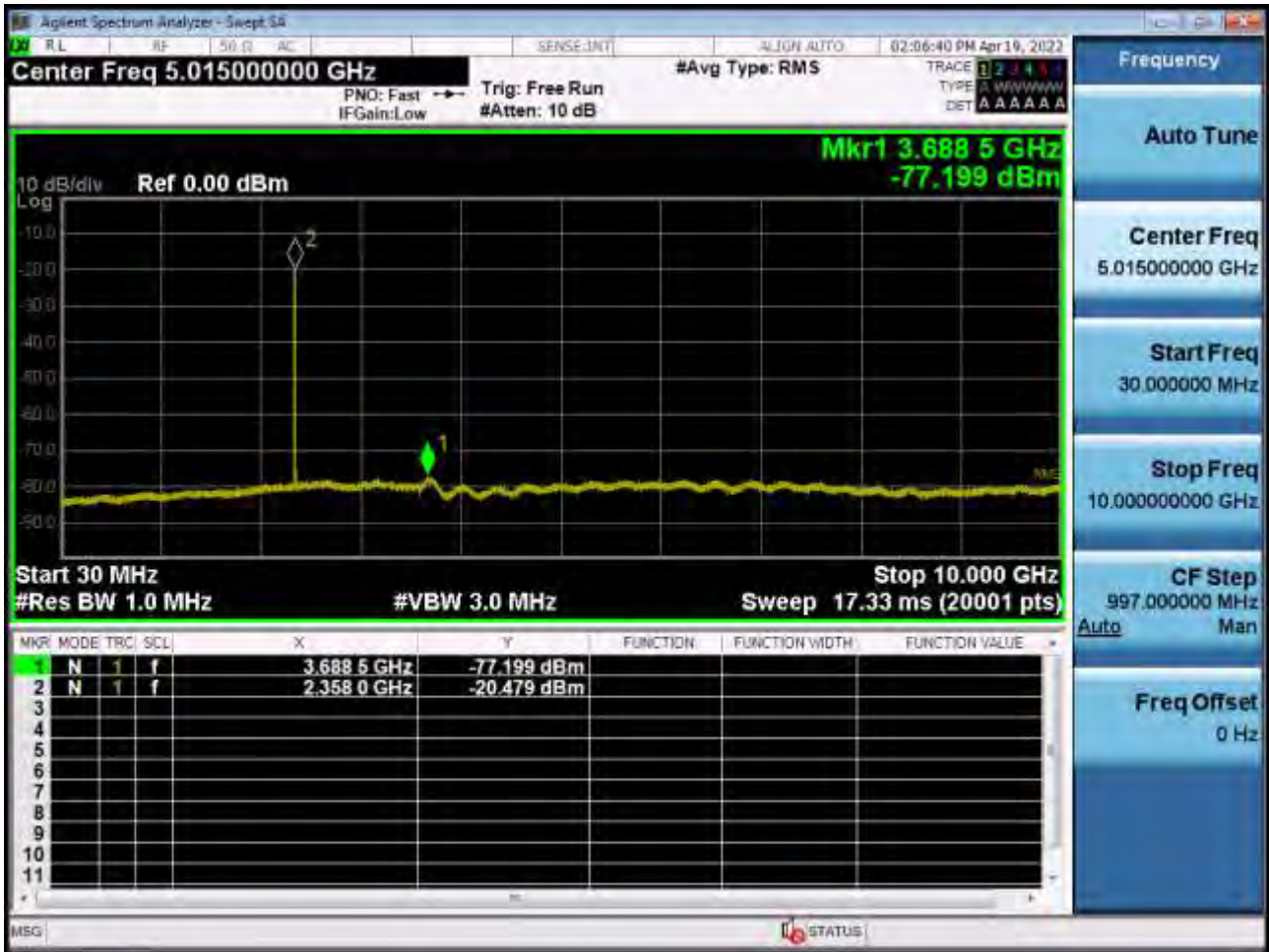
BAND 40. Conducted Spurious Plot 1 (5 MHz 2352.5MHz_QPSK_1RB)



BAND 40. Conducted Spurious Plot 2 (5 MHz 2352.5MHz_QPSK_1RB)



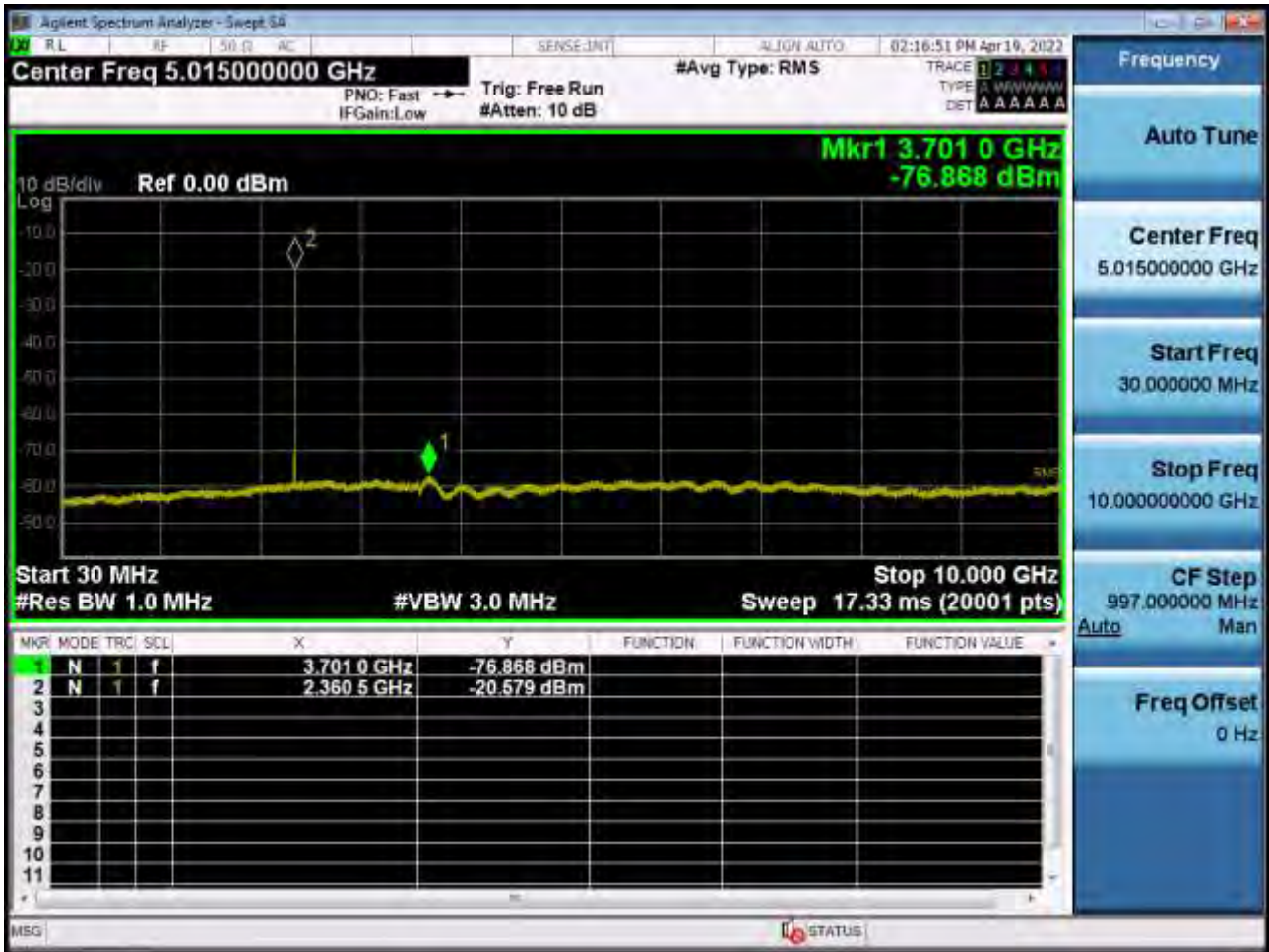
BAND 40. Conducted Spurious Plot 1 (5 MHz 2355MHz_QPSK_1RB)



BAND 40. Conducted Spurious Plot 2 (5 MHz 2355MHz_QPSK_1RB)



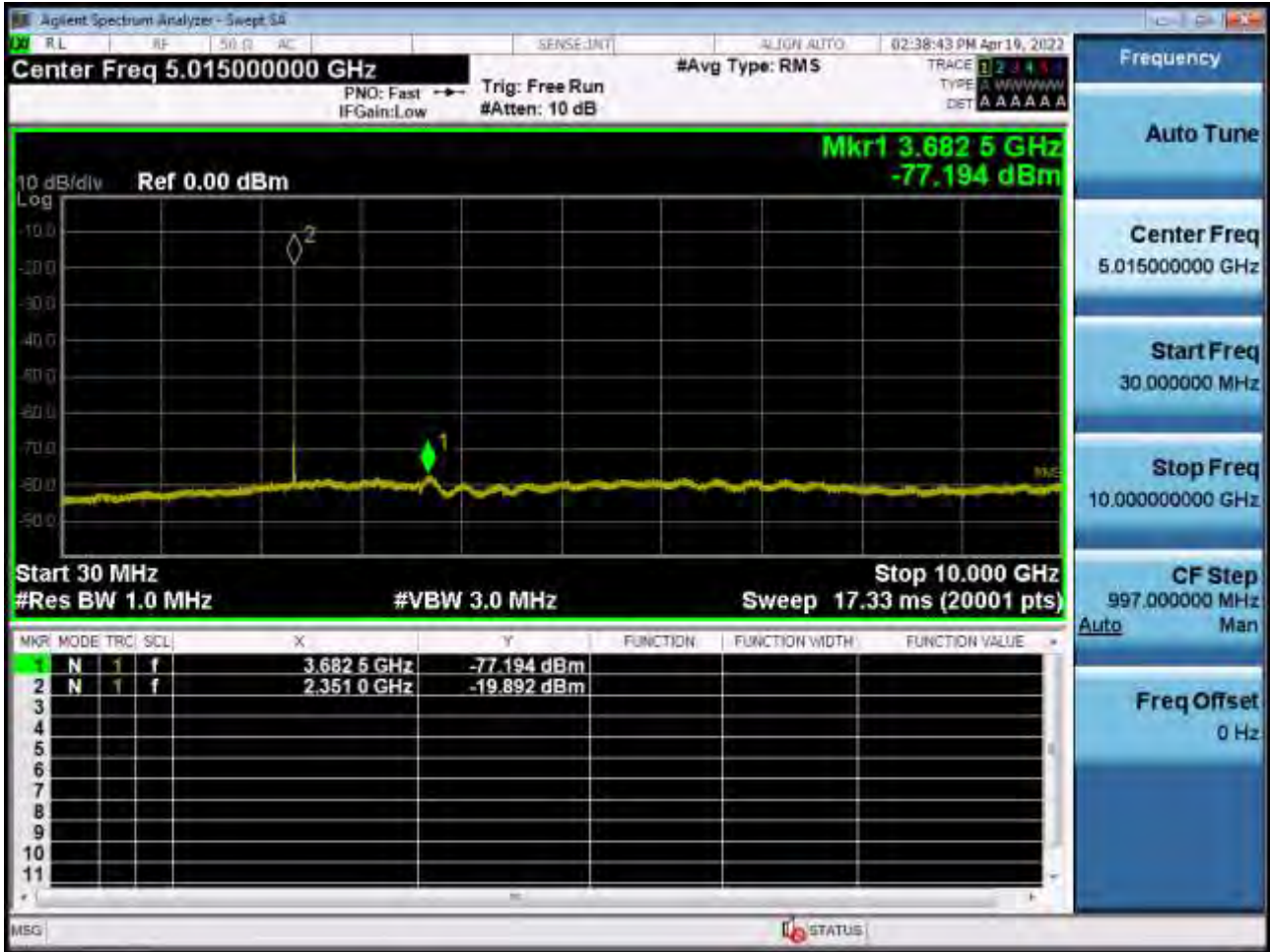
BAND 40. Conducted Spurious Plot 1 (5 MHz 2357.5MHz_QPSK_1RB)



BAND 40. Conducted Spurious Plot 2 (5 MHz 2357.5MHz_QPSK_1RB)



BAND 40. Conducted Spurious Plot 1 (10 MHz 2355MHz_QPSK_1RB)



BAND 40. Conducted Spurious Plot 2 (10 MHz 2355MHz_QPSK_1RB)



10. ANNEX A_ TEST SETUP PHOTO

Please refer to test setup photo file no. as follows;

No.	Description
1	HCT-RF-2205-FC063-P