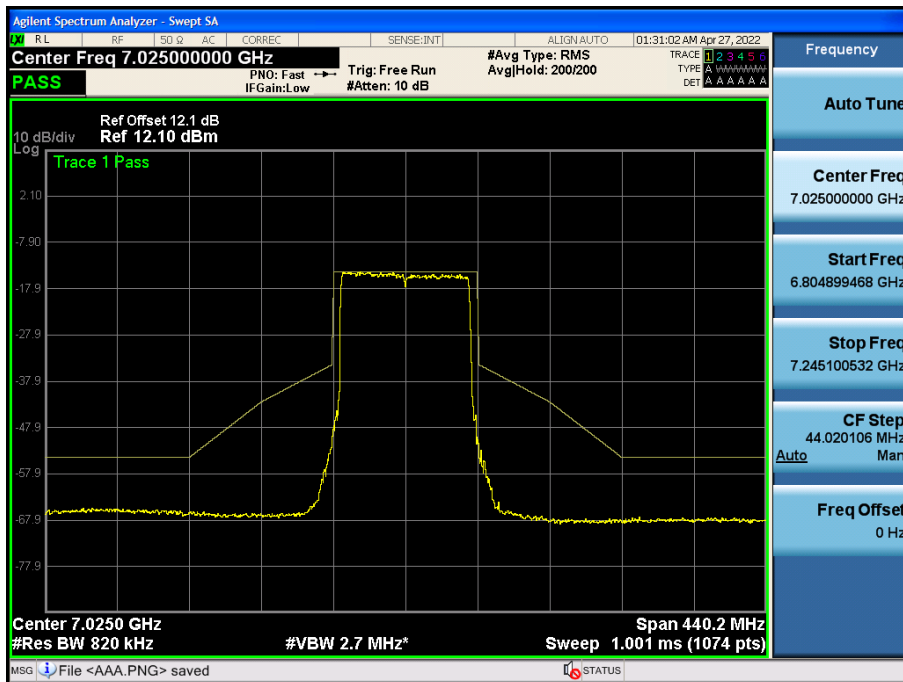
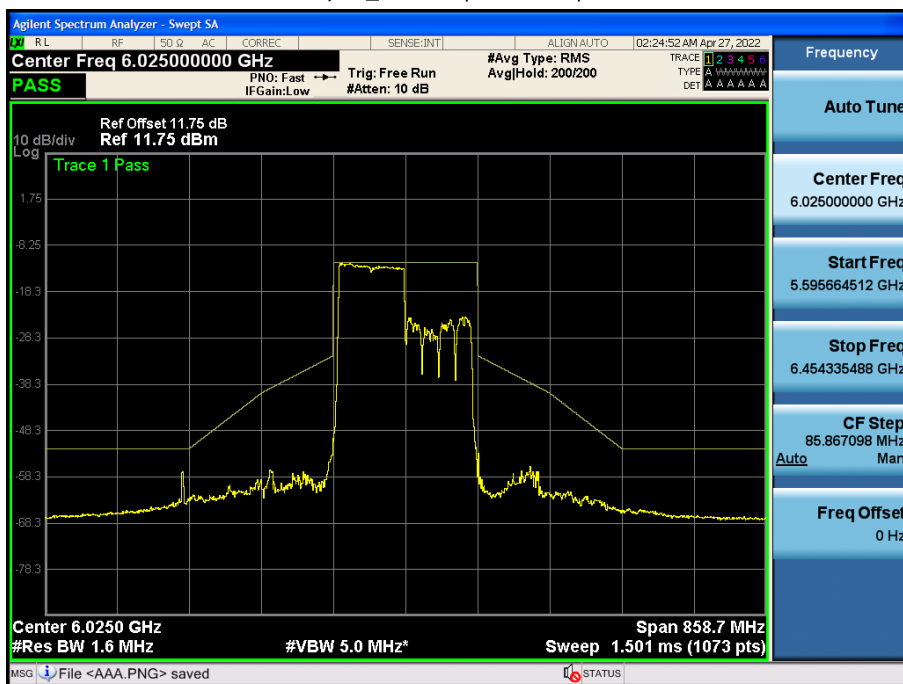


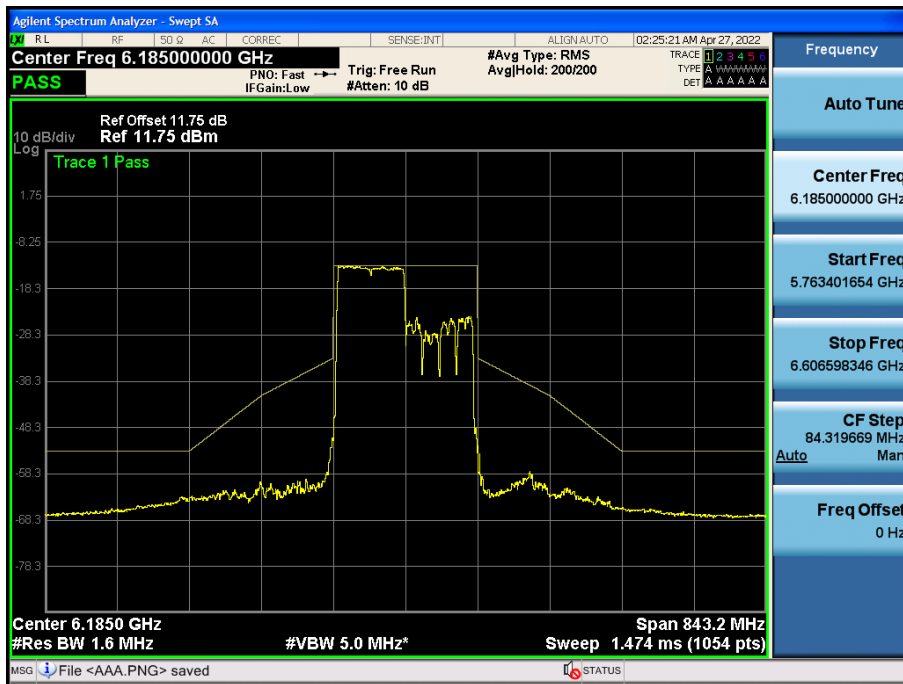
802.11ax HE80 Ch.215(7025 MHz) 996 Tones 67 RU



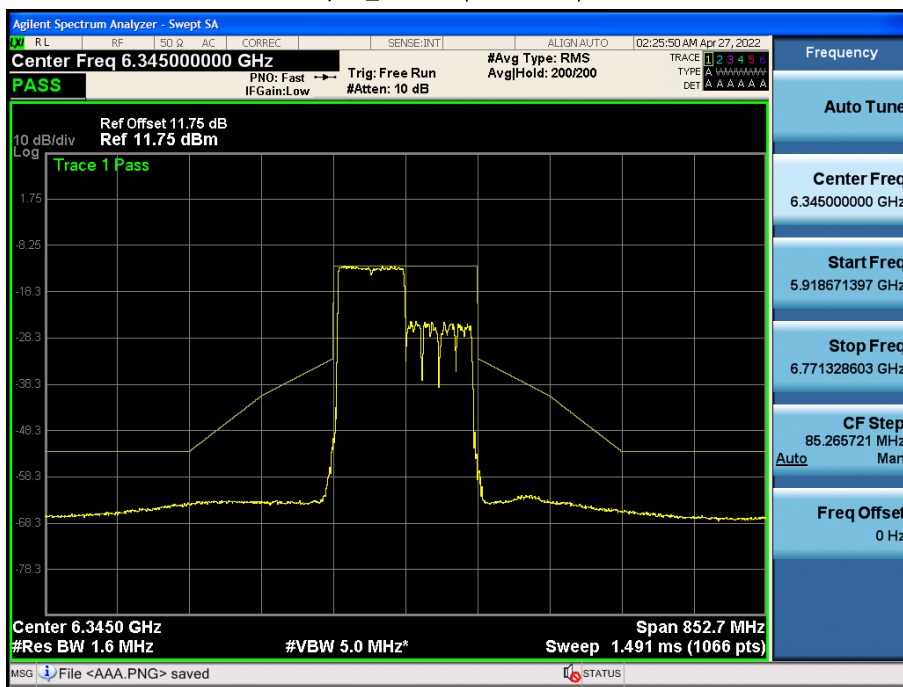
802.11ax HE160, 80_L Ch.15(6025 MHz) 996 Tones 67 RU



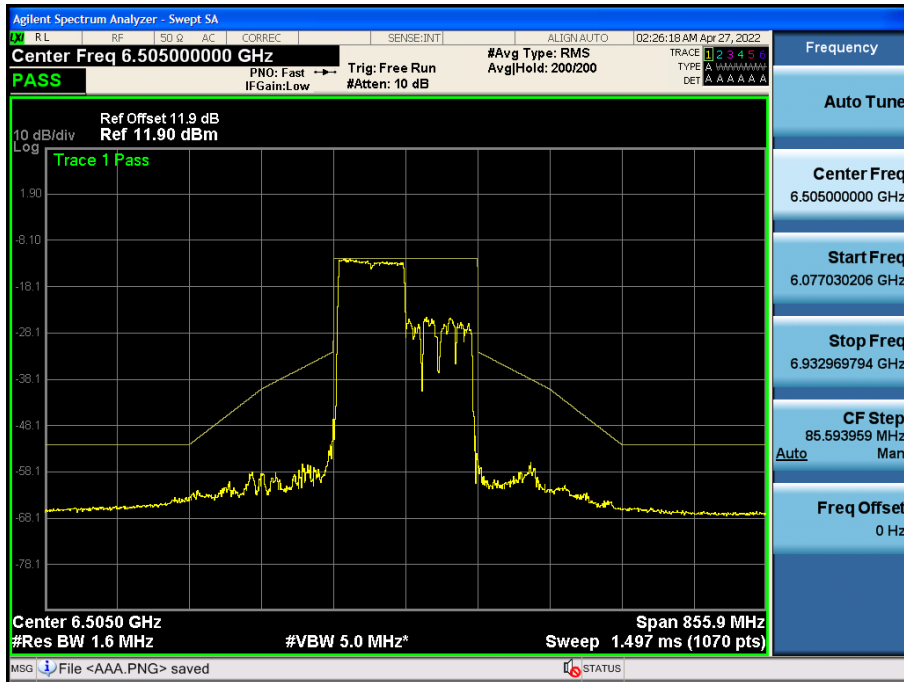
802.11ax HE160, 80_L Ch.47(6185 MHz) 996 Tones 67 RU



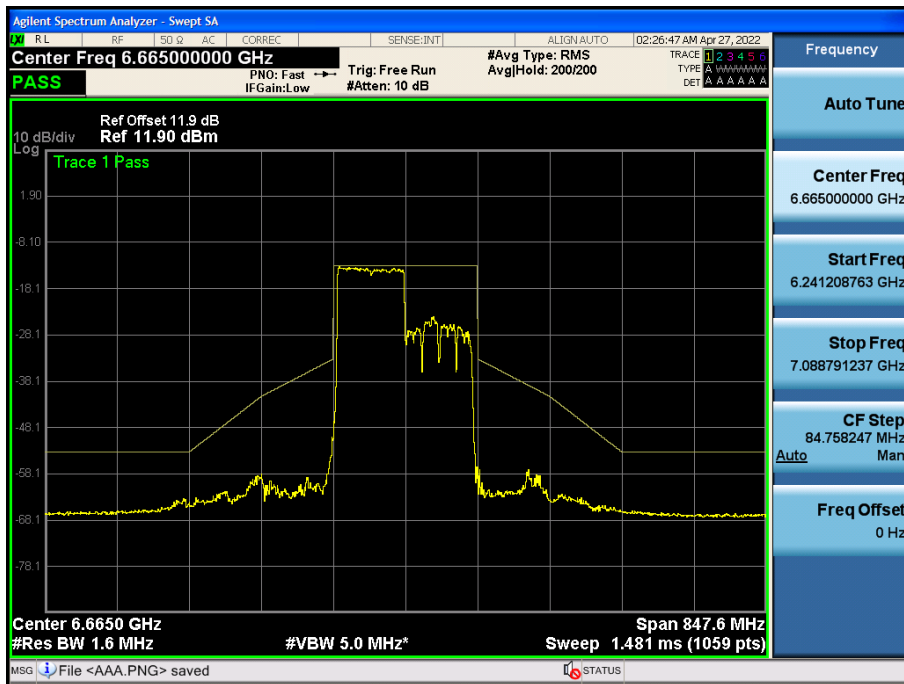
802.11ax HE160, 80_L Ch.79(6345 MHz) 996 Tones 67 RU



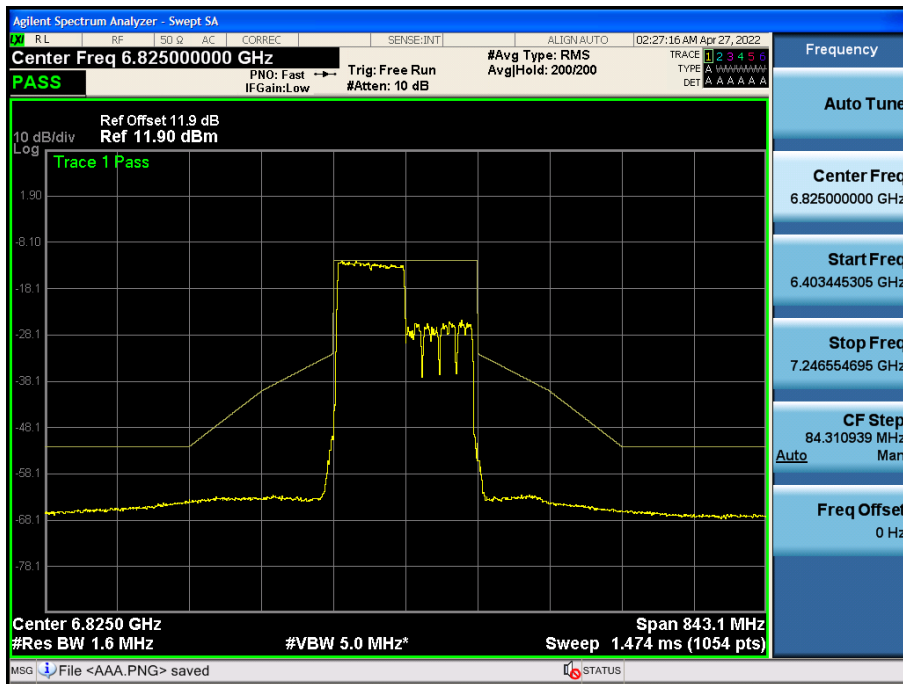
802.11ax HE160, 80_L Ch.111(6505 MHz) 996 Tones 67 RU



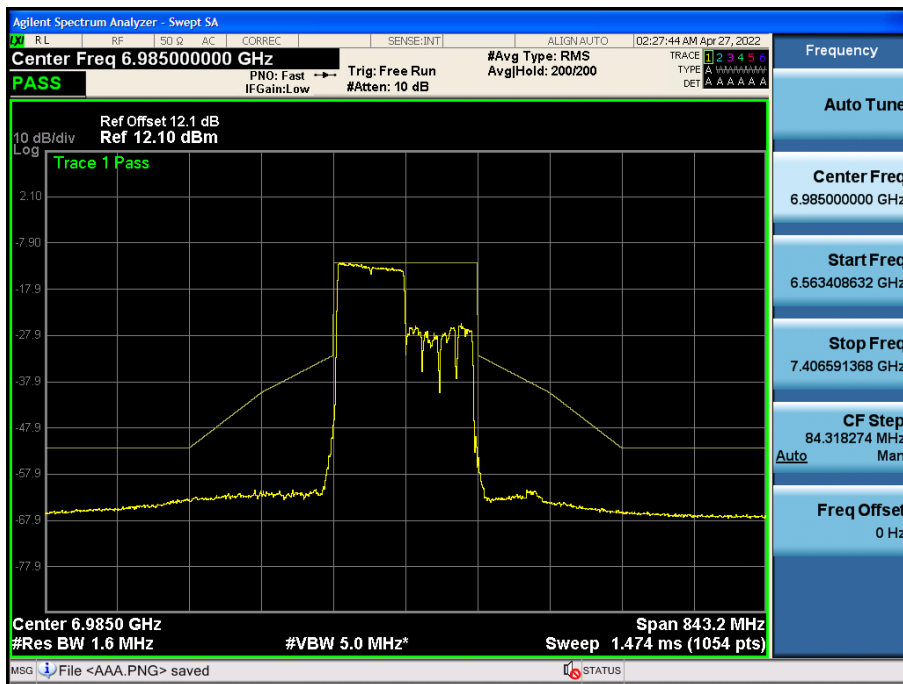
802.11ax HE160, 80_L Ch.143(6665 MHz) 996 Tones 67 RU



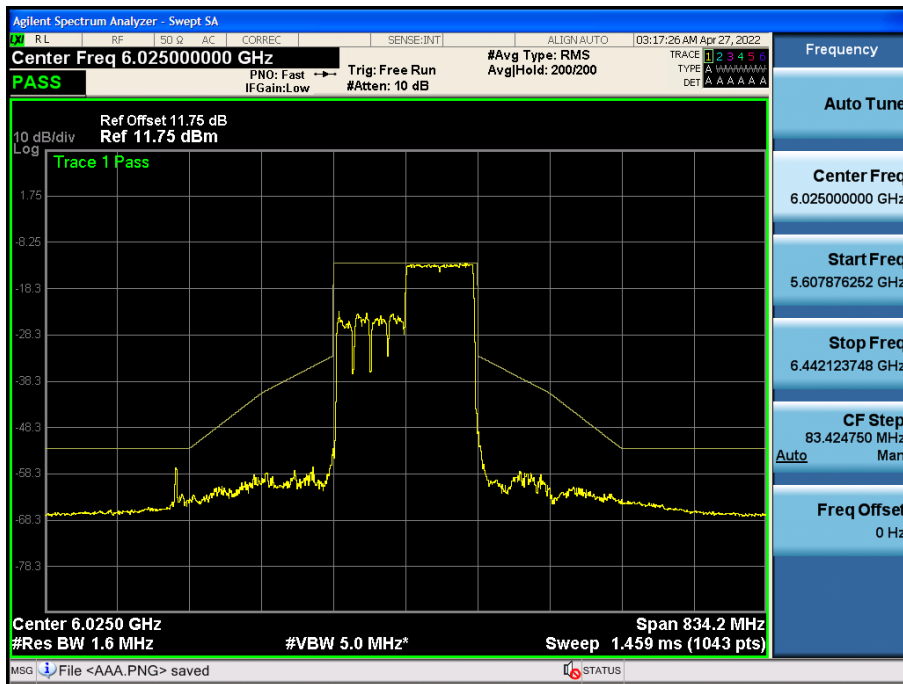
802.11ax HE160, 80_L Ch.175(6825 MHz) 996 Tones 67 RU



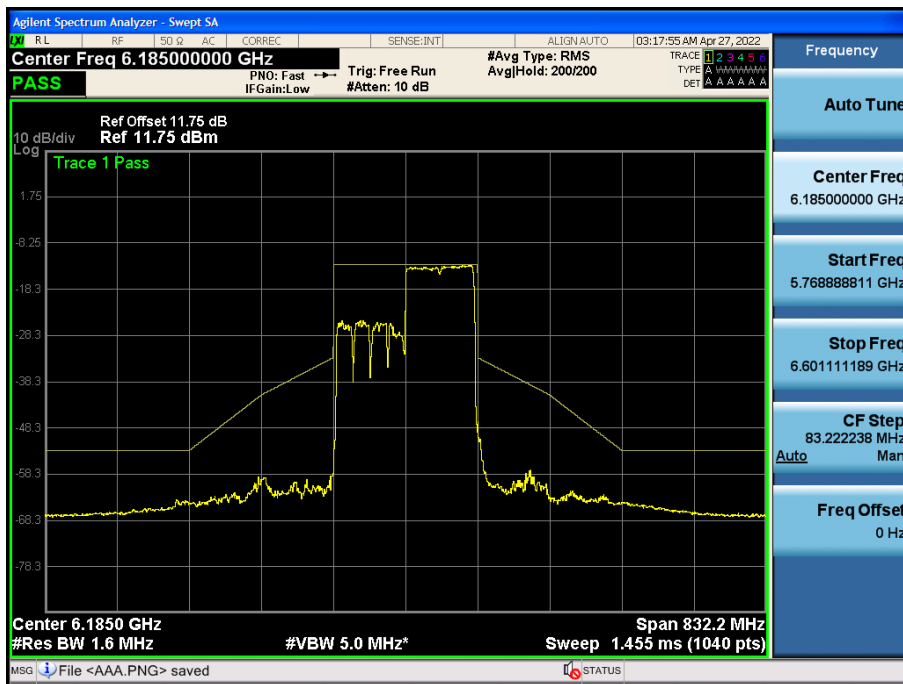
802.11ax HE160, 80_L Ch.207(6985 MHz) 996 Tones 67 RU



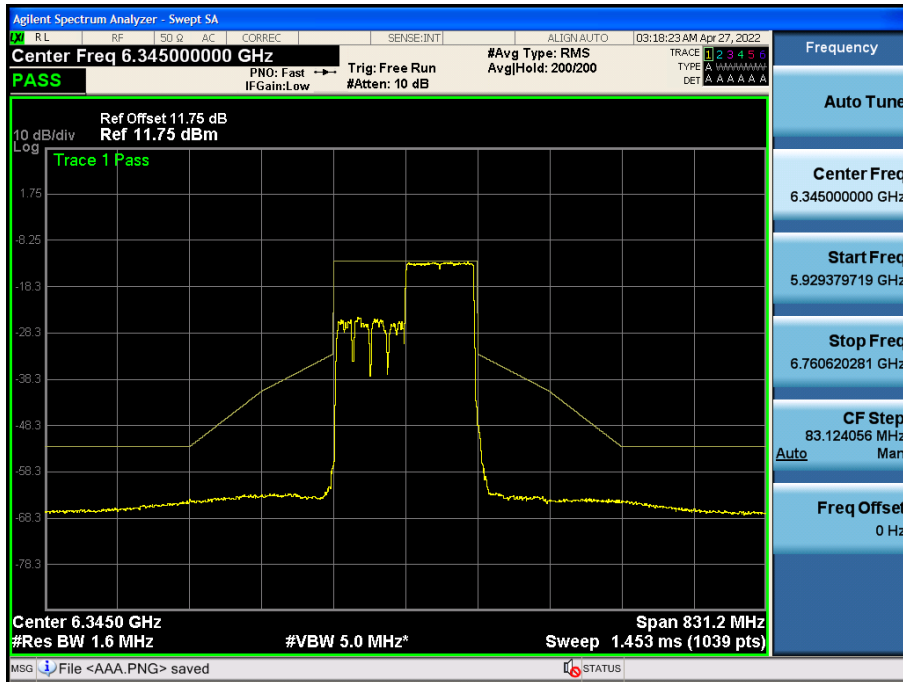
802.11ax HE160, 80_U Ch. 15(6025 MHz) 996 Tones 67 RU



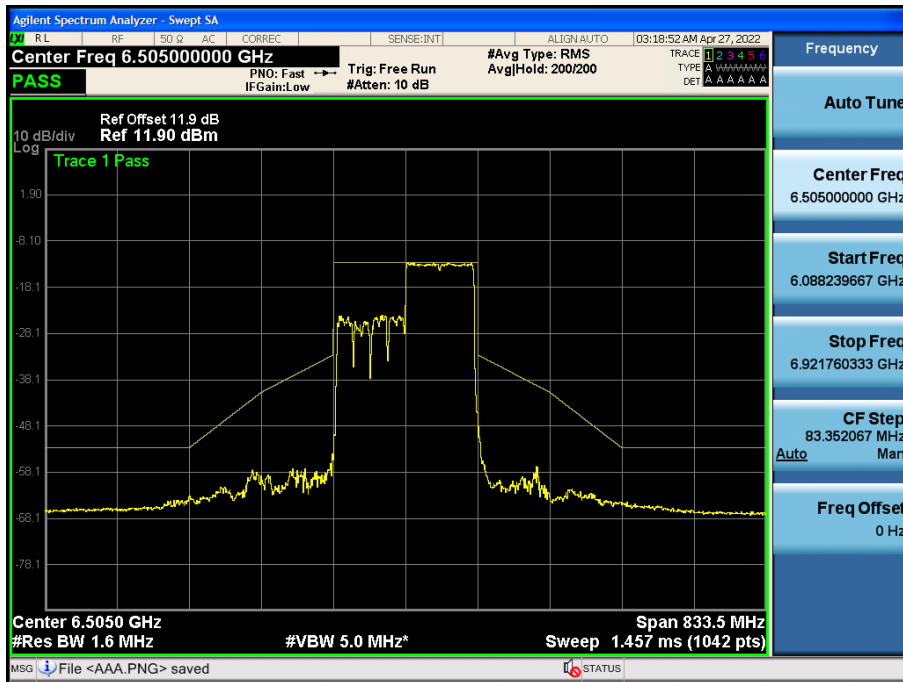
802.11ax HE160, 80_U Ch. 47(6185 MHz) 996 Tones 67 RU



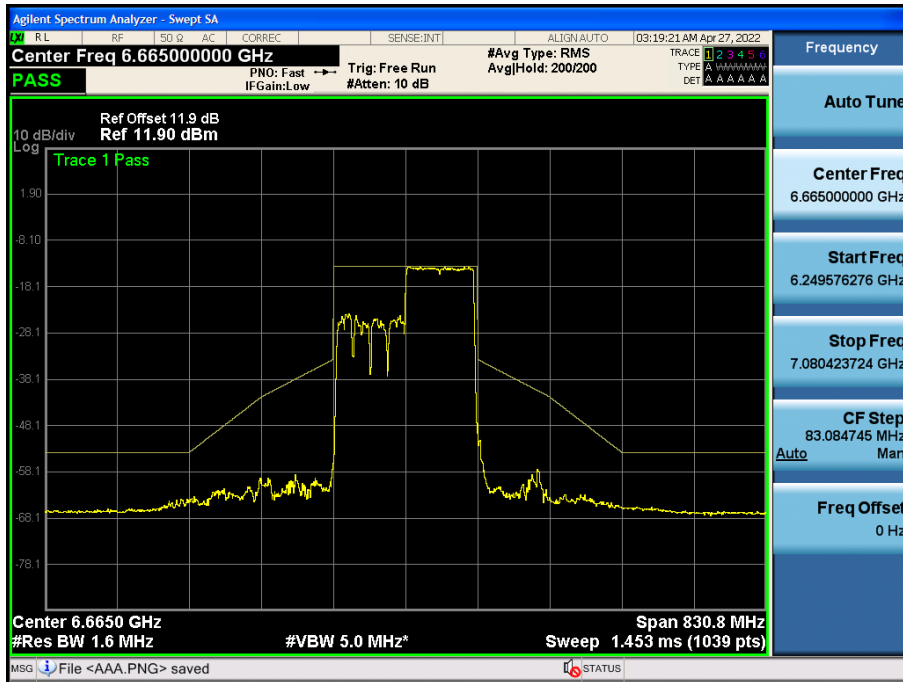
802.11ax HE160, 80_U Ch. 79(6345 MHz) 996 Tones 67 RU



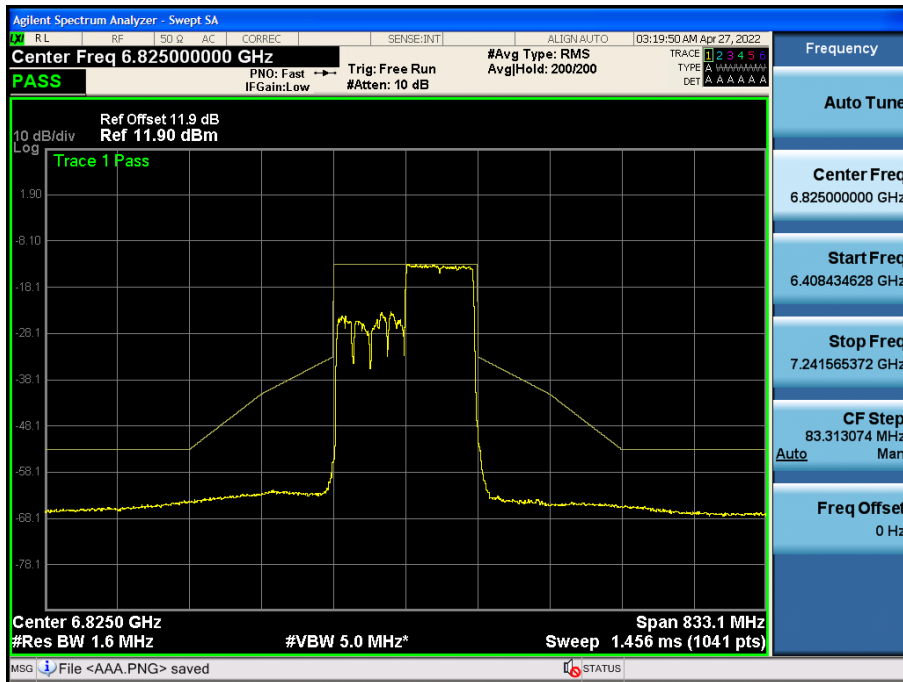
802.11ax HE160, 80_U Ch. 111(6505 MHz) 996 Tones 67 RU



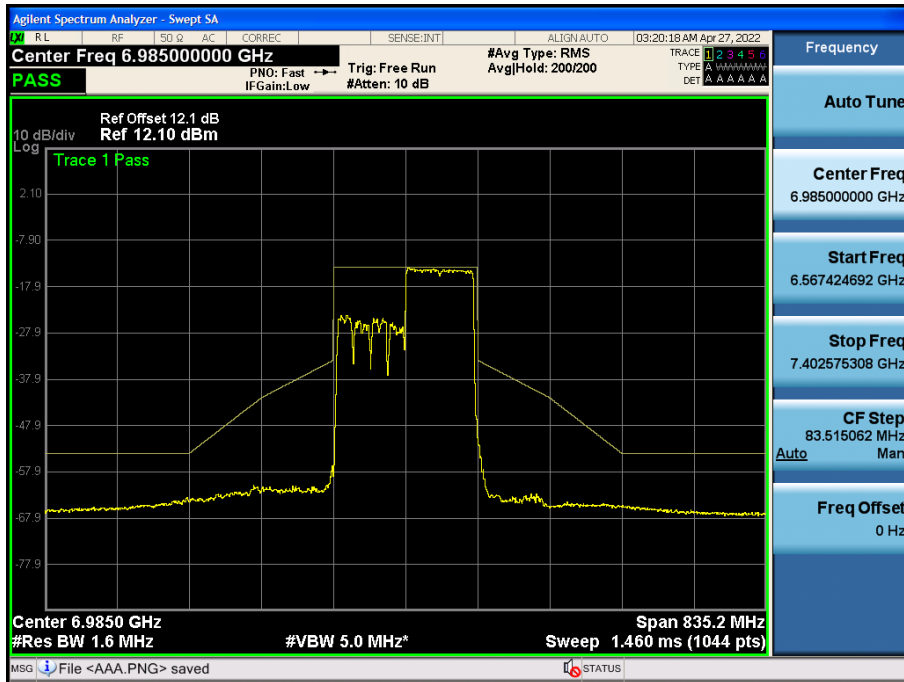
802.11ax HE160, 80_U Ch. 143(6665 MHz) 996 Tones 67 RU



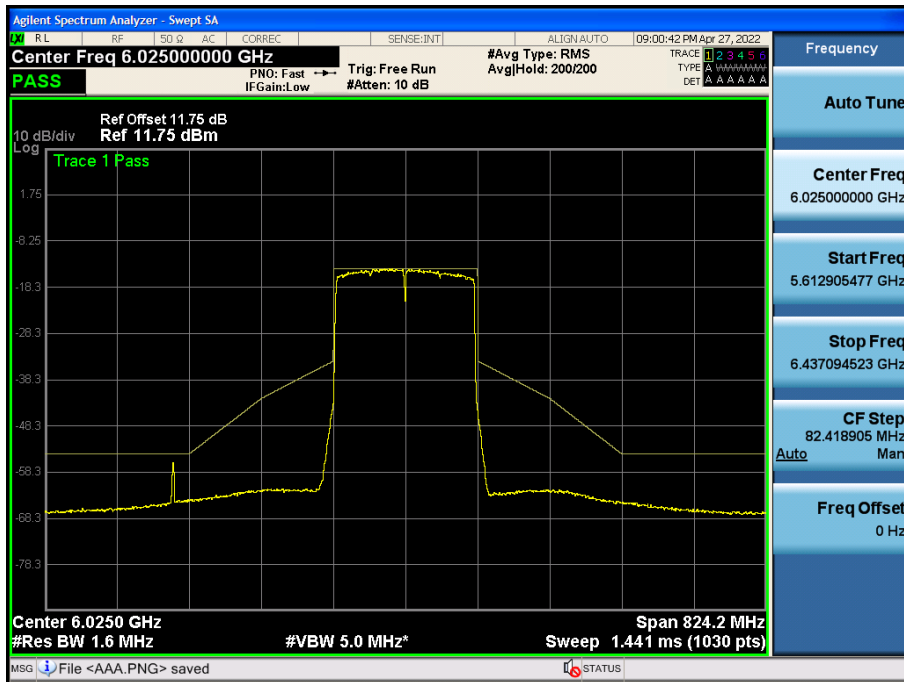
802.11ax HE160, 80_U Ch. 175(6825 MHz) 996 Tones 67 RU



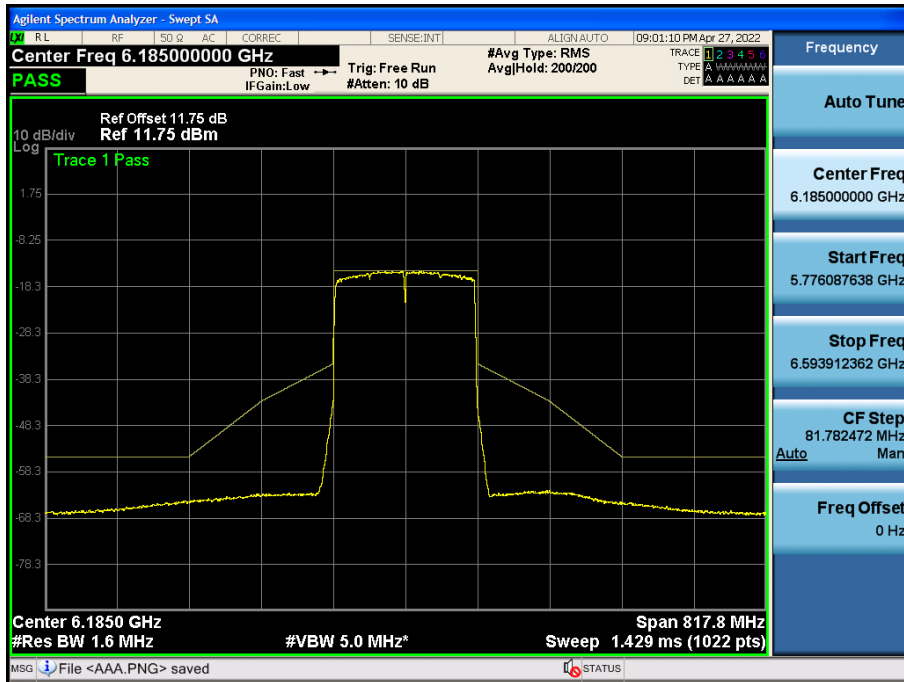
802.11ax HE160, 80_U Ch. 207(6985 MHz) 996 Tones 67 RU



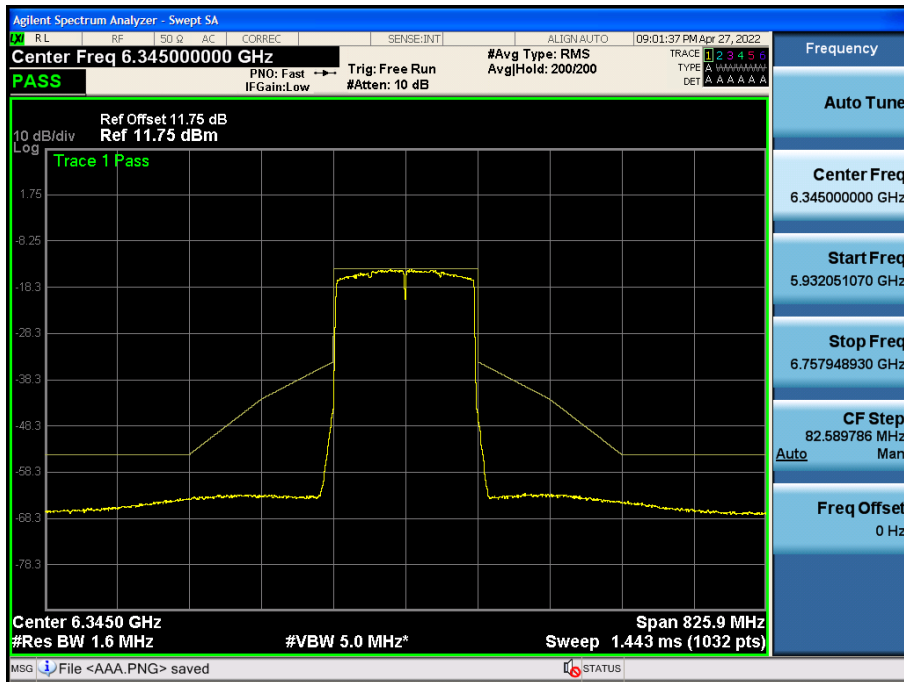
Bandwidth 160M, SU Ch. 15(6025 MHz) SU



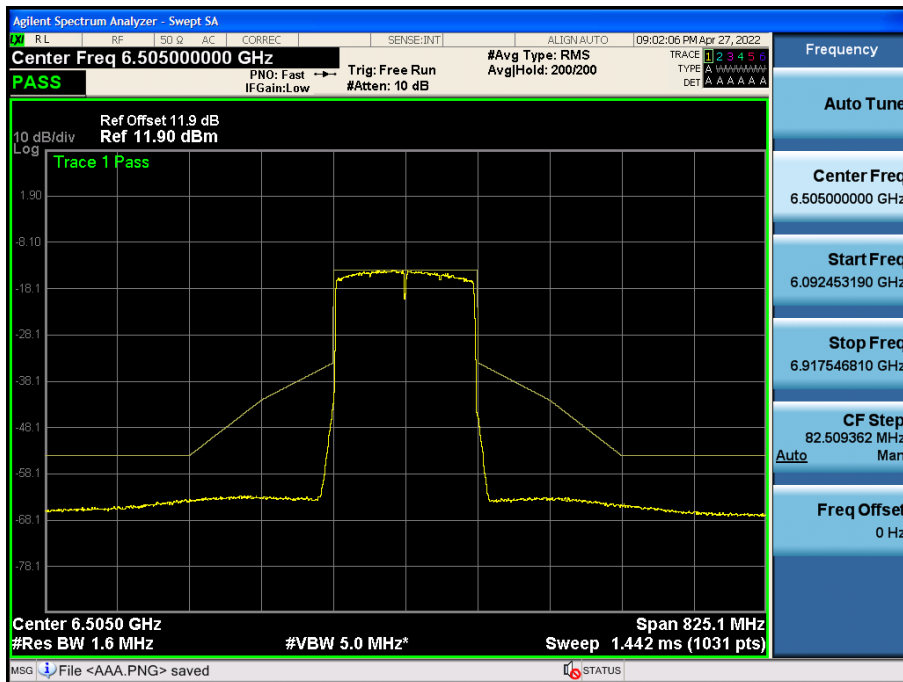
Bandwidth 160M, SU Ch. 47(6185 MHz) SU



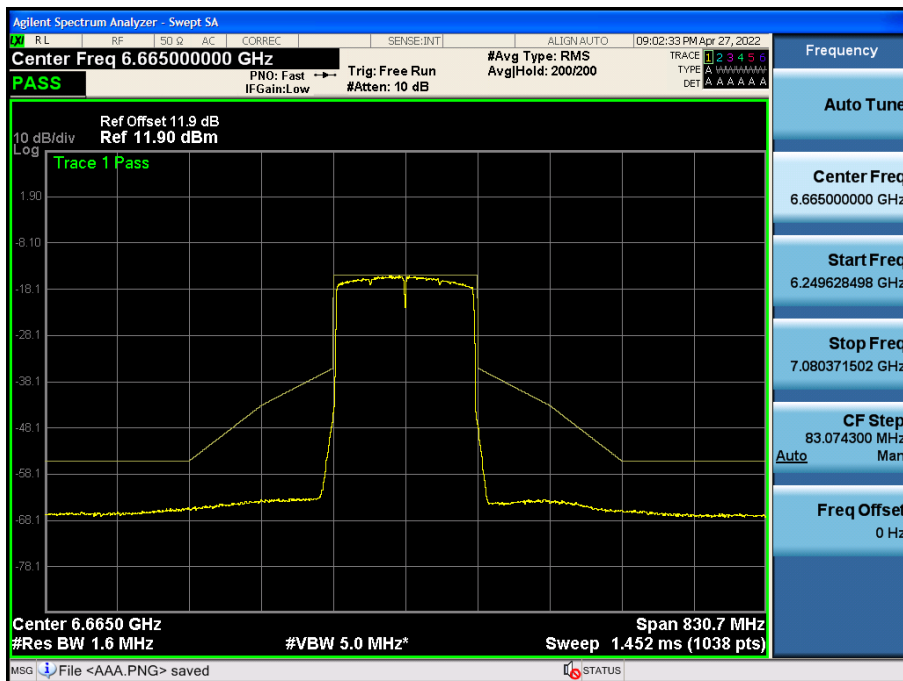
Bandwidth 160M, SU Ch. 79(6345 MHz) SU



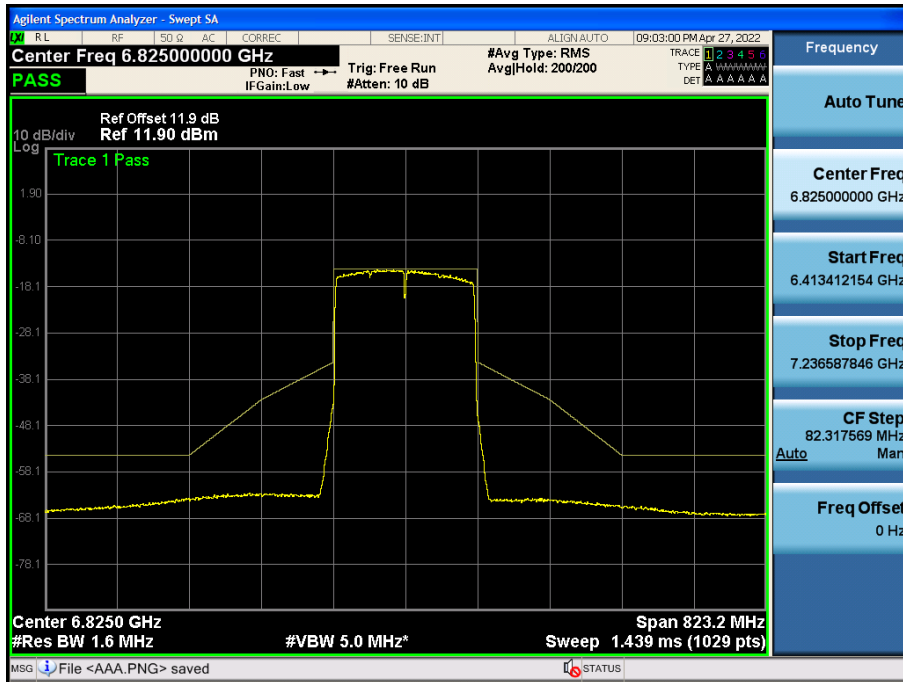
Bandwidth 160M, SU Ch. 111(6505 MHz) SU



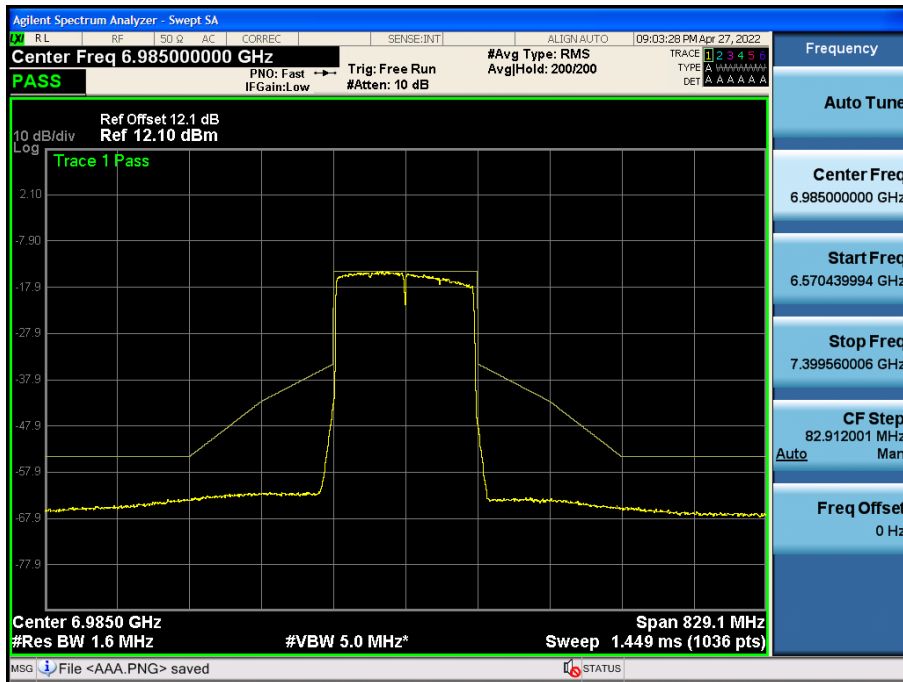
Bandwidth 160M, SU Ch. 143(6665 MHz) SU



Bandwidth 160M, SU Ch. 175(6825 MHz) SU



Bandwidth 160M, SU Ch. 207(6985 MHz) SU



4. Power Spectral Density

Note:

1. In order to simplify the report, attached plots were only channel of highest EIRP PSD.
2. According to KDB 662911 D01 Multiple Transmitter Output v02r01 F) 2) f) (ii)

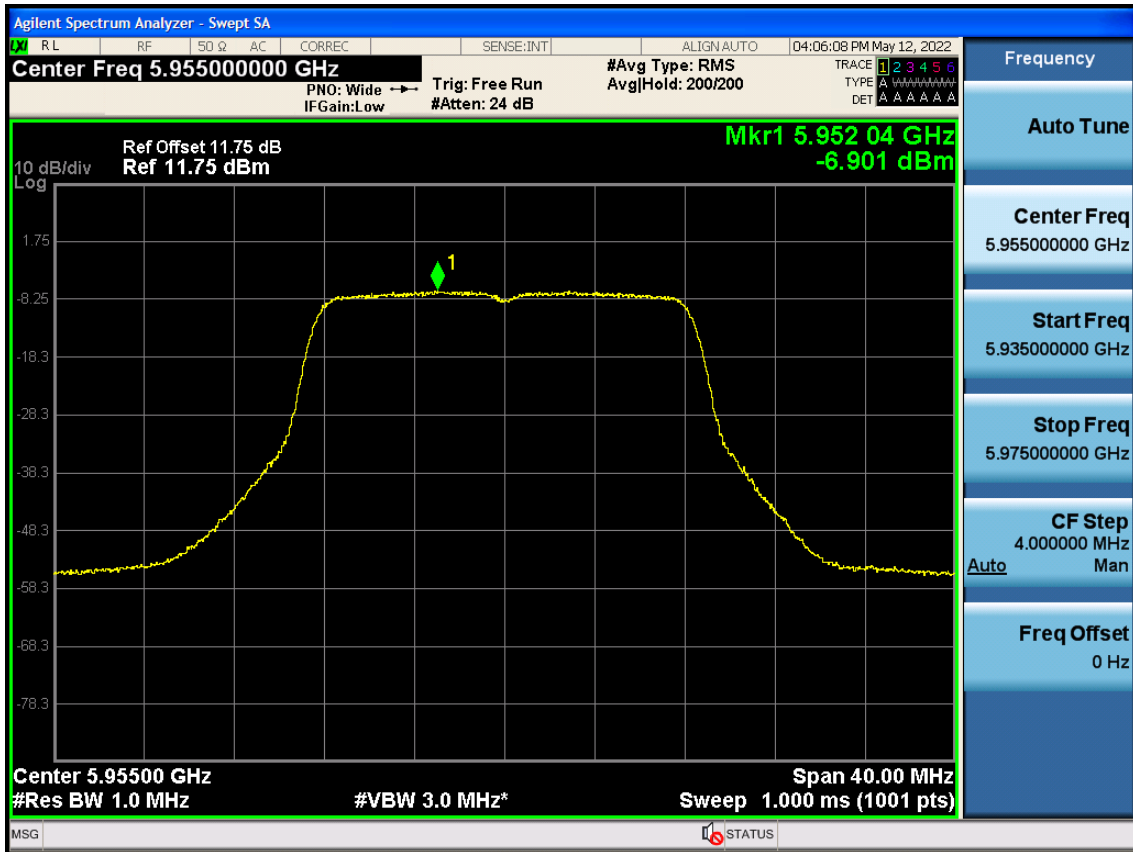
Directional gain =

$$DirectionalGain = 10 \cdot \log \left[\frac{\sum_{j=1}^{N_{SS}} \left\{ \sum_{k=1}^{N_{ANT}} g_{j,k} \right\}^2}{N_{ANT}} \right]$$

Band	Ant 1 Gain (dBi)	Ant 2 Gain (dBi)	N _{ANT} / N _{SS}	Directional Gain (dBi)
UNII-5	-1.40	-0.10	2 / 2	2.28
UNII-6	-3.10	-0.60	2 / 2	1.25
UNII-7	-5.20	-1.00	2 / 2	0.16
UNII-8	-7.00	-1.80	2 / 2	-1.01

4.1 Ant1

802.11a Ch.1(5955 MHz)



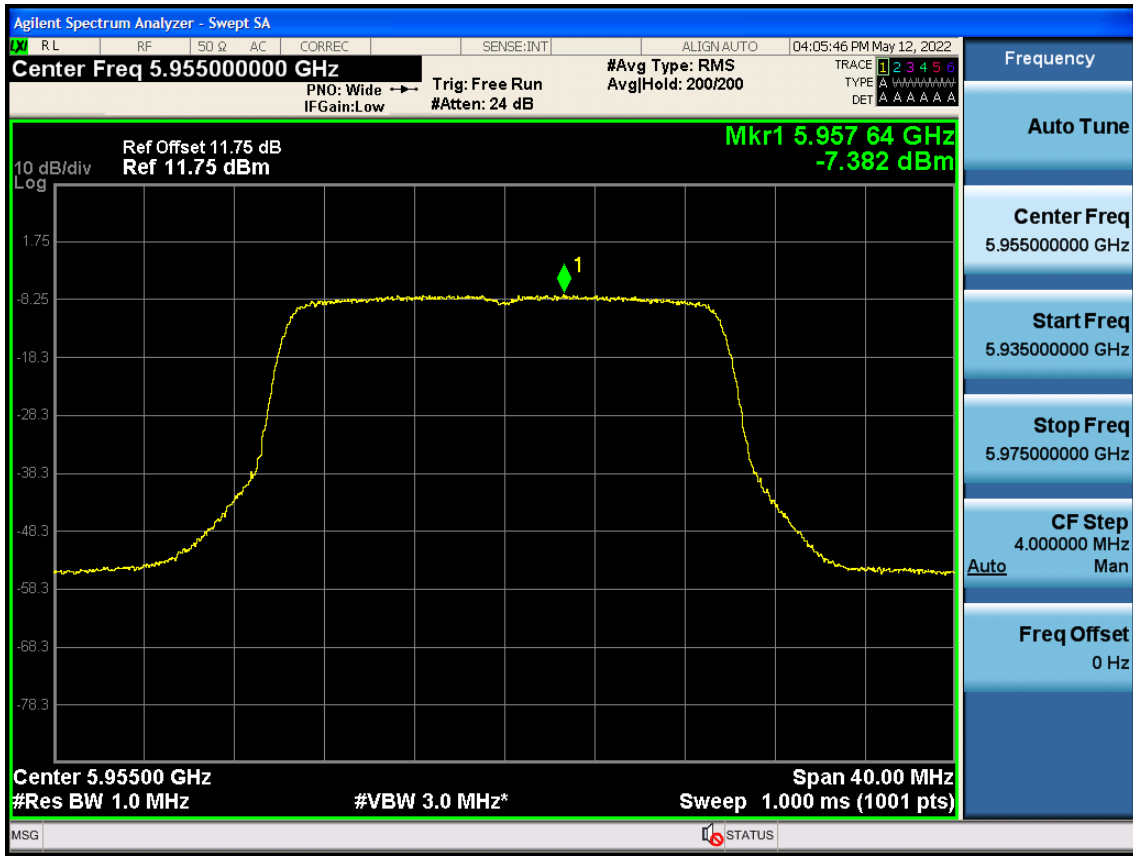
Measured Value (dBm/MHz)	Duty Cycle Factor (dB)	Total PSD (dBm)	EIRP PSD (dBm/MHz)	Limit (dBm/MHz)
-6.901	0.284	-6.617	-8.017	-1

Note:

Total PSD(dBm/MHz) = Measured Value(dBm/MHz) + Duty Cycle Factor(dB)

EIRP PSD(dBm/MHz) = Total PSD(dBm/MHz) + Peak Ant. Gain(dBi)

802.11ax HE20 Ch.1(5955 MHz) SU



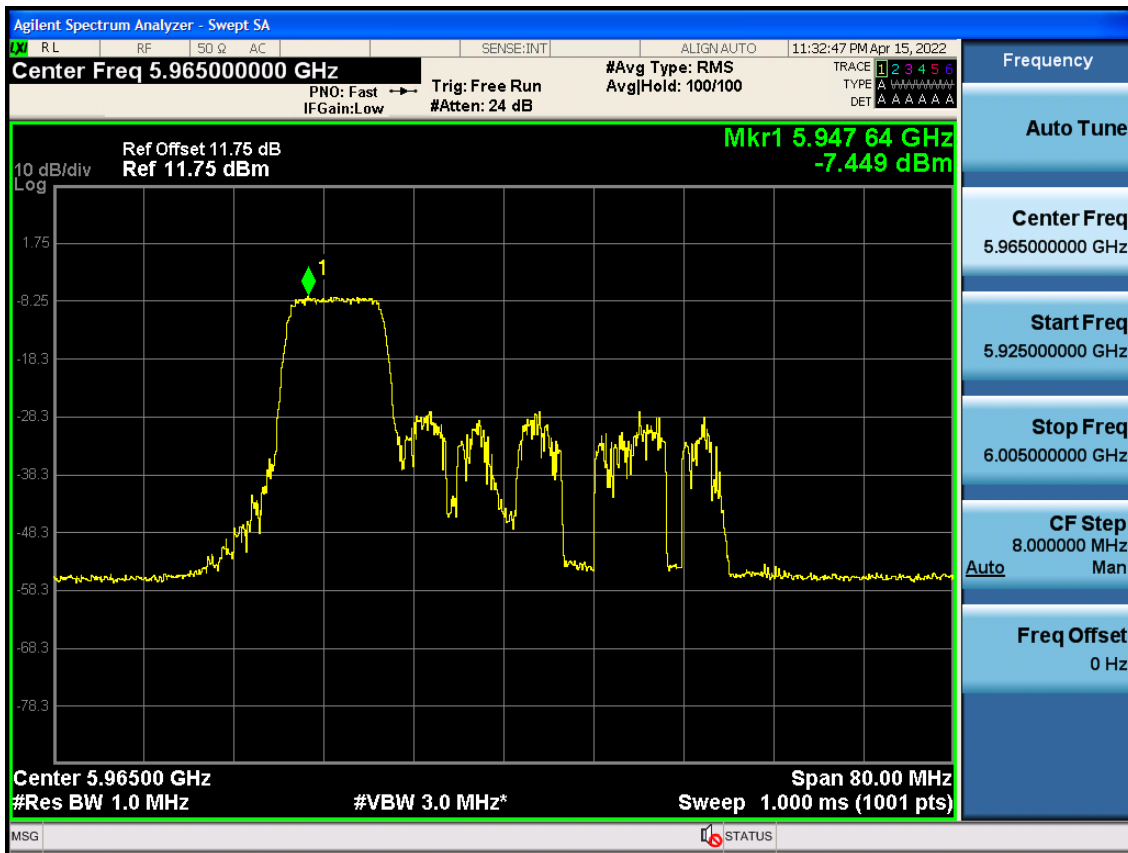
Measured Value (dBm/MHz)	Duty Cycle Factor (dB)	Total PSD (dBm)	EIRP PSD (dBm/MHz)	Limit (dBm/MHz)
-7.382	0.015	-7.367	-8.767	-1

Note:

Total PSD(dBm/MHz) = Measured Value(dBm/MHz) + Duty Cycle Factor(dB)

EIRP PSD(dBm/MHz) = Total PSD(dBm/MHz) + Peak Ant. Gain(dBi)

802.11ax HE40 Ch.3(5965 MHz) 106 Tone RU 53



Measured Value (dBm/MHz)	Duty Cycle Factor (dB)	Total PSD (dBm)	EIRP PSD (dBm/MHz)	Limit (dBm/MHz)
-7.449	0.046	-7.403	-8.803	-1

Note:

Total PSD(dBm/MHz) = Measured Value(dBm/MHz) + Duty Cycle Factor(dB)

EIRP PSD(dBm/MHz) = Total PSD(dBm/MHz) + Peak Ant. Gain(dBi)

802.11ax HE80 Ch.7(5985 MHz) 106 Tone RU 53



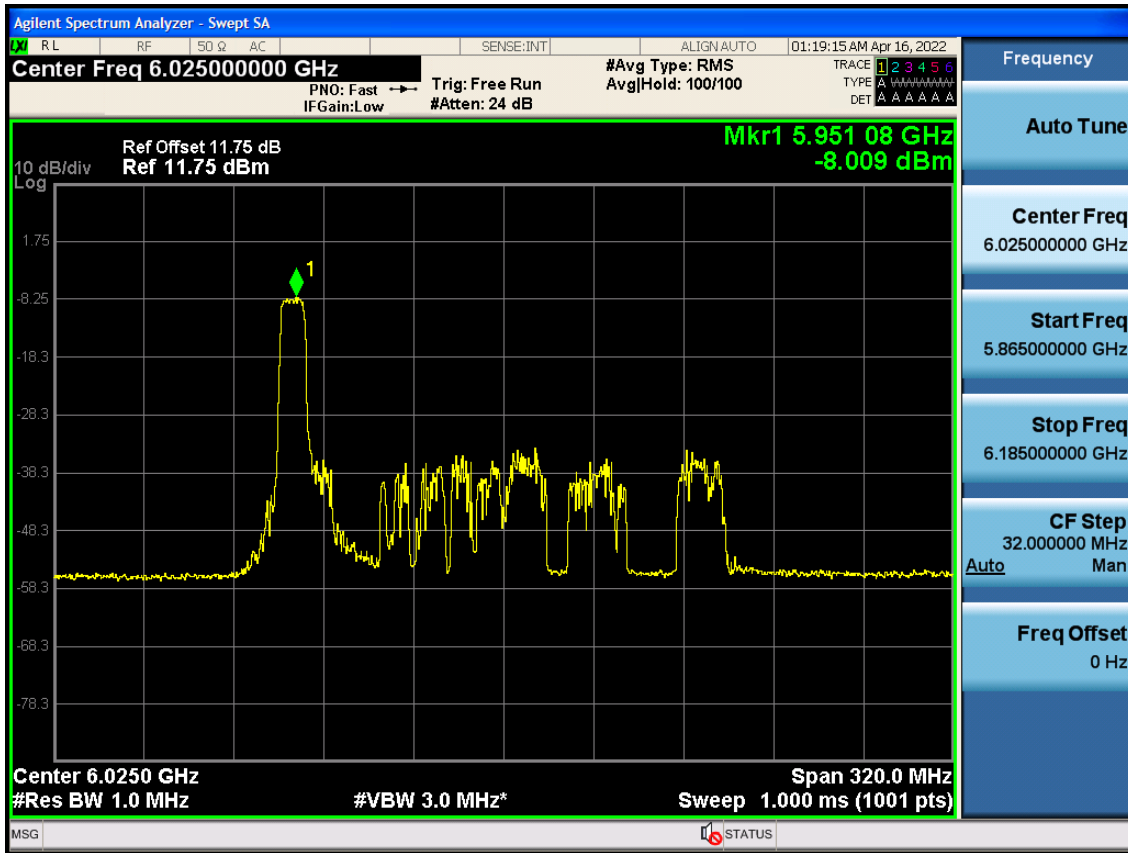
Measured Value (dBm/MHz)	Duty Cycle Factor (dB)	Total PSD (dBm)	EIRP PSD (dBm/MHz)	Limit (dBm/MHz)
-7.378	0.046	-7.332	-8.732	-1

Note:

Total PSD(dBm/MHz) = Measured Value(dBm/MHz) + Duty Cycle Factor(dB)

EIRP PSD(dBm/MHz) = Total PSD(dBm/MHz) + Peak Ant. Gain(dBi)

Bandwidth 160M 80_L Ch.15(6025 MHz) 106 Tone RU 53



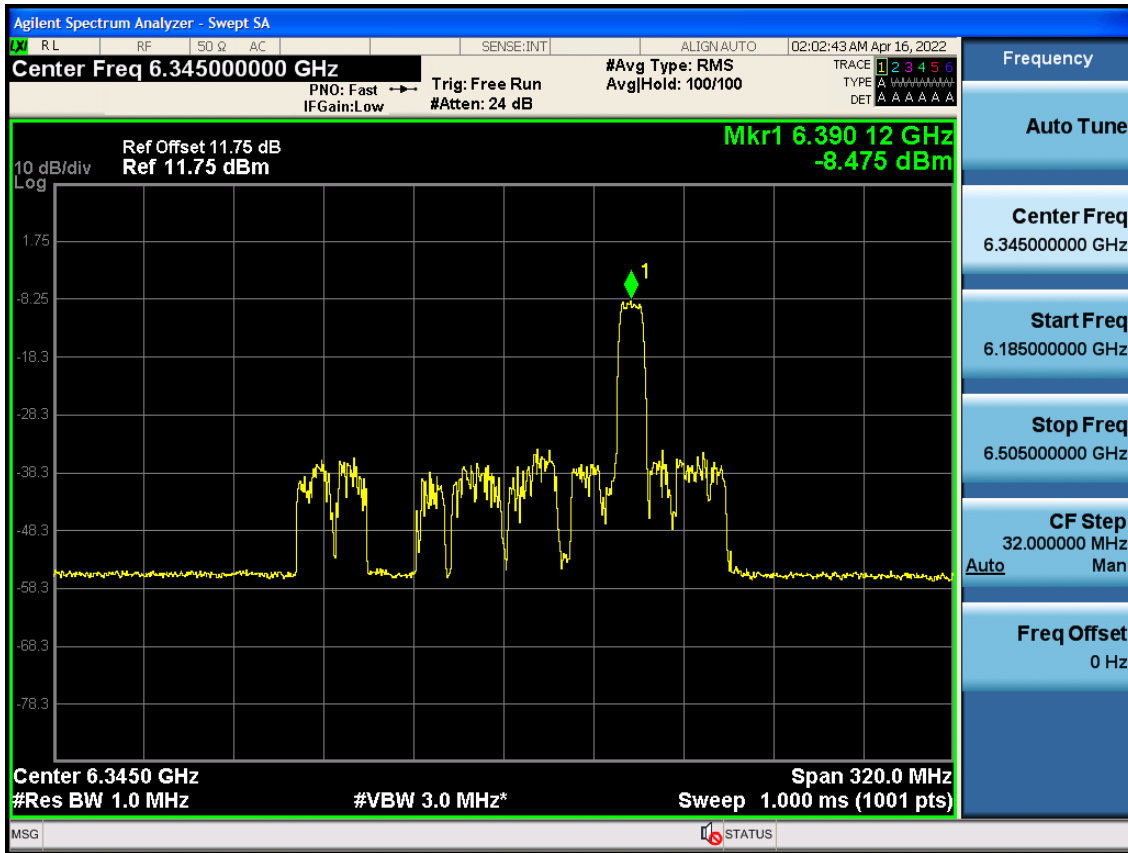
Measured Value (dBm/MHz)	Duty Cycle Factor (dB)	Total PSD (dBm)	EIRP PSD (dBm/MHz)	Limit (dBm/MHz)
-8.009	0.046	-7.963	-9.363	-1

Note:

Total PSD(dBm/MHz) = Measured Value(dBm/MHz) + Duty Cycle Factor(dB)

EIRP PSD(dBm/MHz) = Total PSD(dBm/MHz) + Peak Ant. Gain(dBi)

Bandwidth 160M 80_U Ch.79(6345 MHz) 106 Tone RU 57



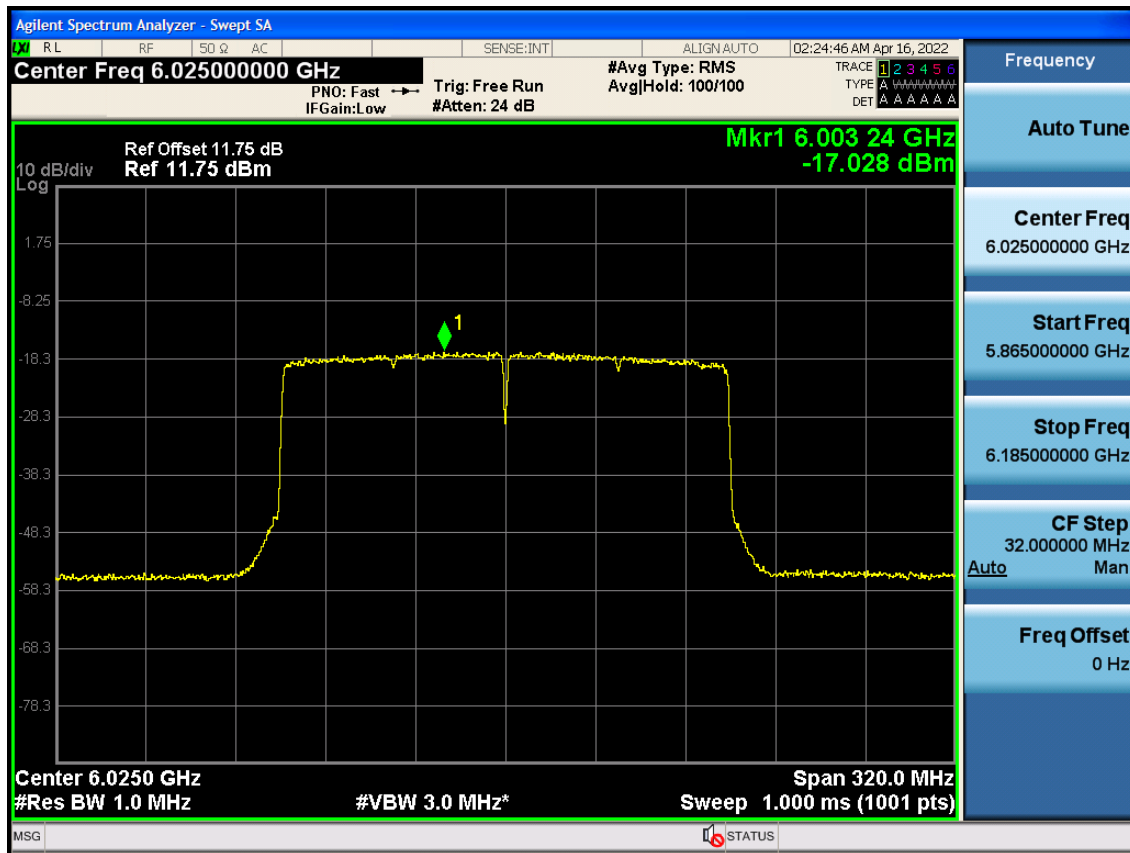
Measured Value (dBm/MHz)	Duty Cycle Factor (dB)	Total PSD (dBm)	EIRP PSD (dBm/MHz)	Limit (dBm/MHz)
-8.475	0.046	-8.429	-9.829	-1

Note:

Total PSD(dBm/MHz) = Measured Value(dBm/MHz) + Duty Cycle Factor(dB)

EIRP PSD(dBm/MHz) = Total PSD(dBm/MHz) + Peak Ant. Gain(dBi)

Bandwidth 160M SU Ch.15(6025 MHz) SU



Measured Value (dBm/MHz)	Duty Cycle Factor (dB)	Total PSD (dBm)	EIRP PSD (dBm/MHz)	Limit (dBm/MHz)
-17.028	0.012	-17.016	-18.416	-1

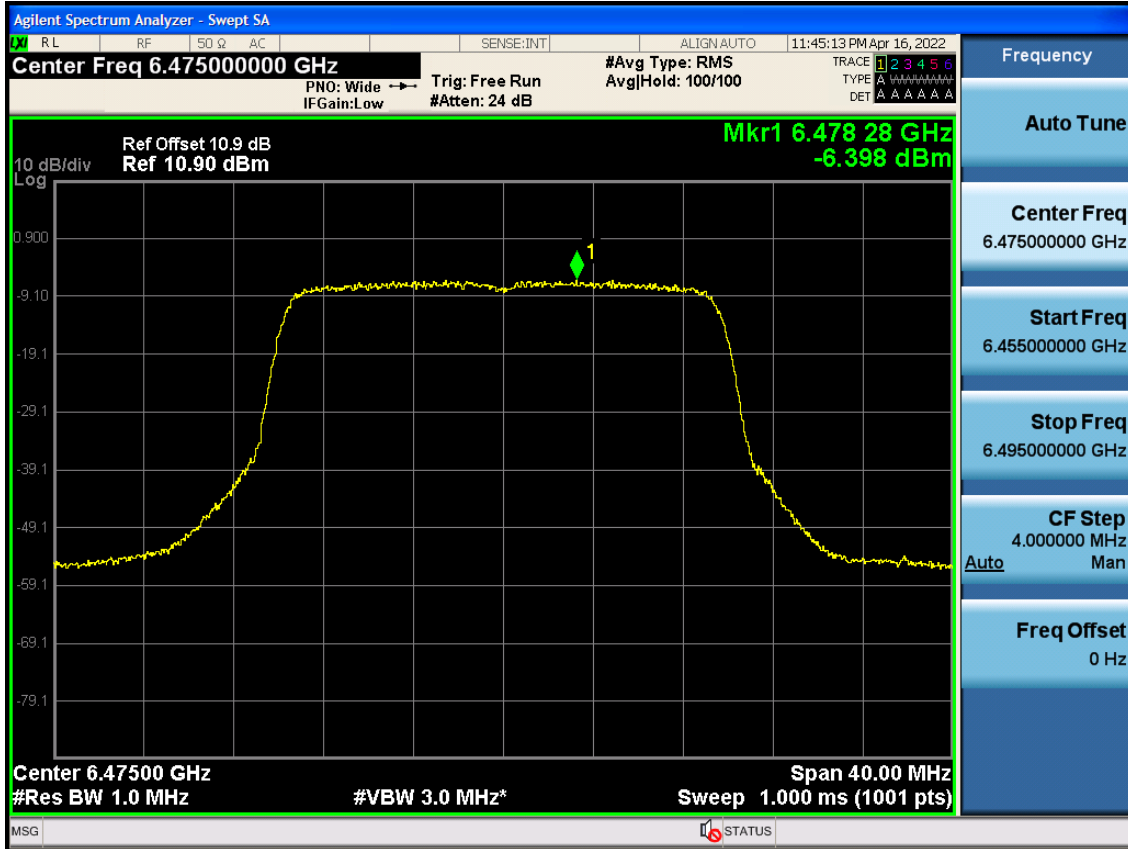
Note:

Total PSD(dBm/MHz) = Measured Value(dBm/MHz) + Duty Cycle Factor(dB)

EIRP PSD(dBm/MHz) = Total PSD(dBm/MHz) + Peak Ant. Gain(dBi)

4.2 Ant2

802.11ax HE20 Ch.105(6475 MHz) SU



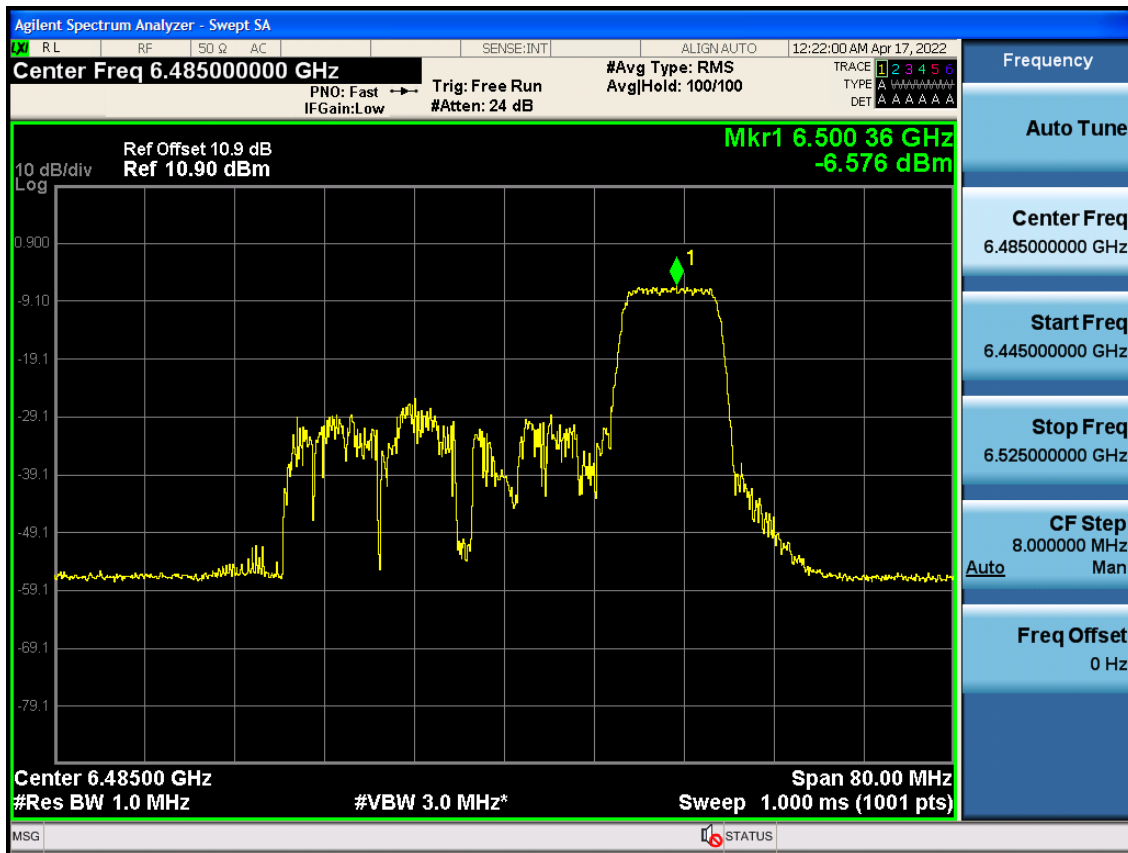
Measured Value (dBm/MHz)	Duty Cycle Factor (dB)	Total PSD (dBm)	EIRP PSD (dBm/MHz)	Limit (dBm/MHz)
-6.398	0.015	-6.383	-6.983	-1

Note:

Total PSD(dBm/MHz) = Measured Value(dBm/MHz) + Duty Cycle Factor(dB)

EIRP PSD(dBm/MHz) = Total PSD(dBm/MHz) + Peak Ant. Gain(dBi)

802.11ax HE40 Ch.107(6485 MHz) 106 Tone RU 56



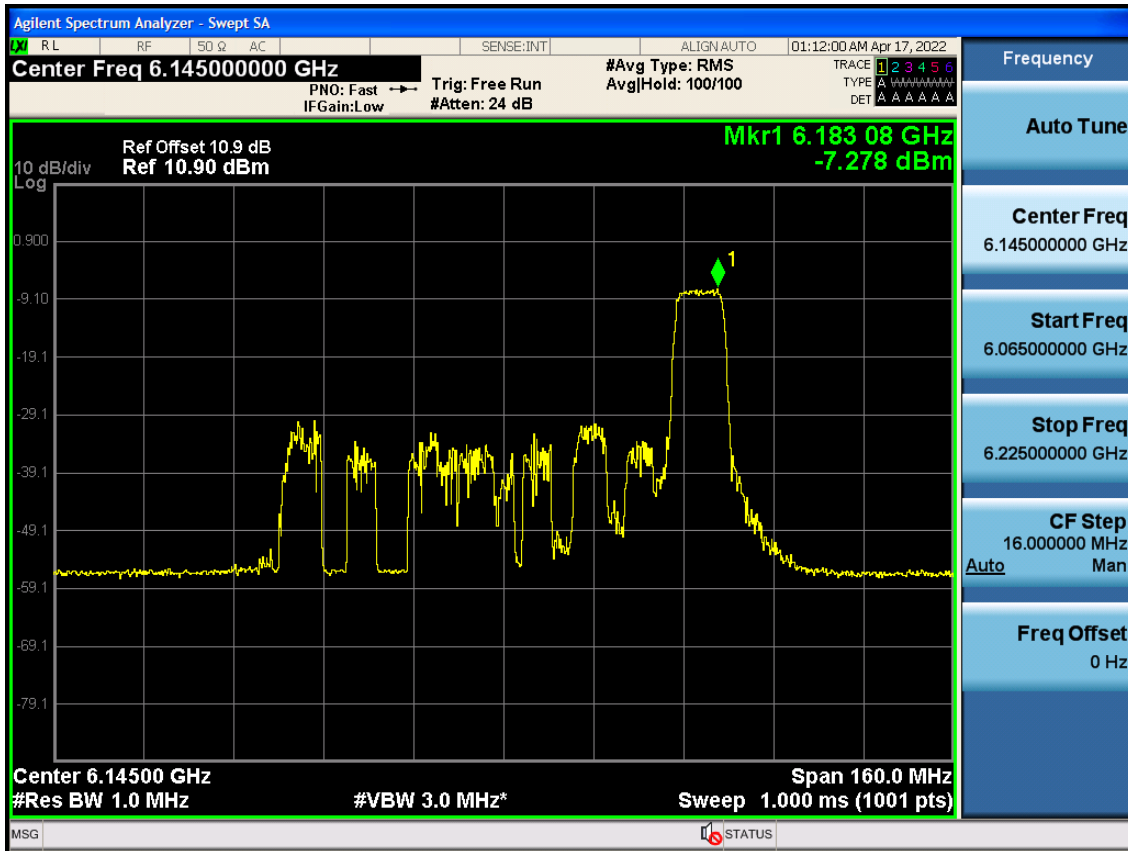
Measured Value (dBm/MHz)	Duty Cycle Factor (dB)	Total PSD (dBm)	EIRP PSD (dBm/MHz)	Limit (dBm/MHz)
-6.576	0.046	-6.530	-7.130	-1

Note:

Total PSD(dBm/MHz) = Measured Value(dBm/MHz) + Duty Cycle Factor(dB)

EIRP PSD(dBm/MHz) = Total PSD(dBm/MHz) + Peak Ant. Gain(dBi)

802.11ax HE80 Ch.39(6145 MHz) 106 Tone RU 60



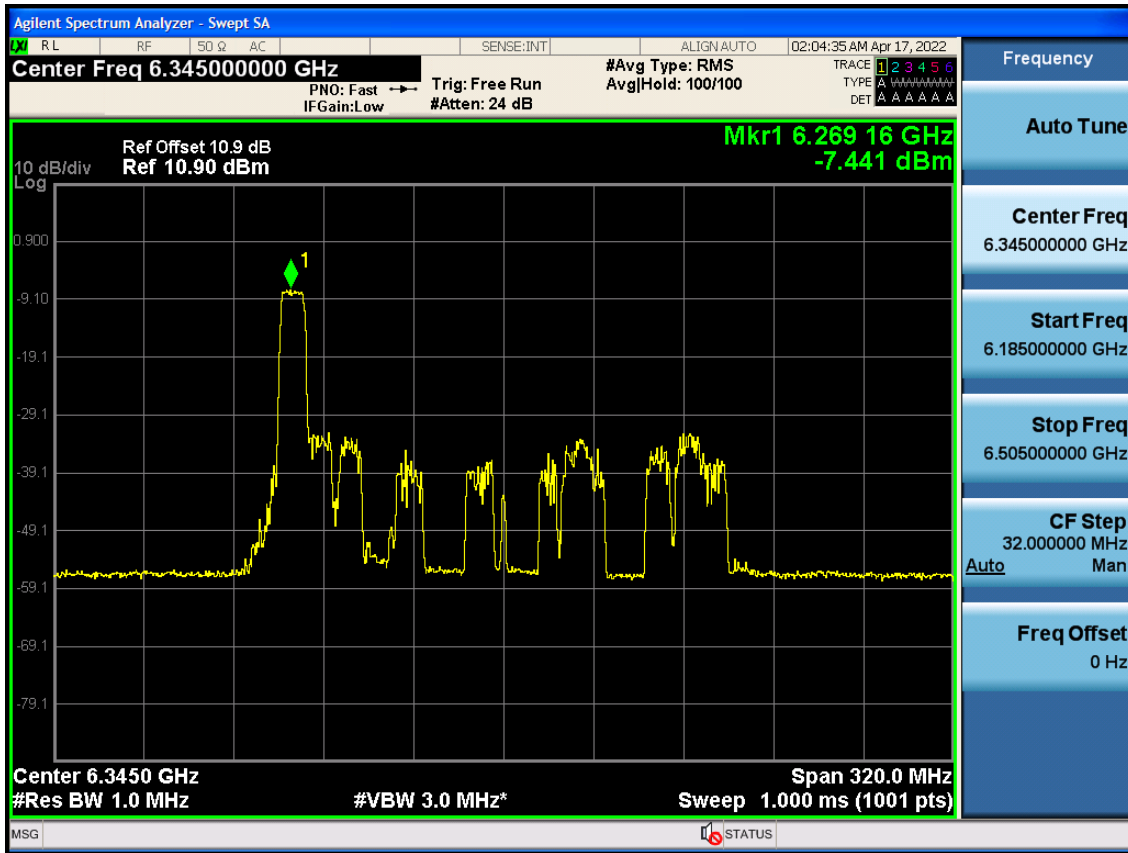
Measured Value (dBm/MHz)	Duty Cycle Factor (dB)	Total PSD (dBm)	EIRP PSD (dBm/MHz)	Limit (dBm/MHz)
-7.278	0.046	-7.232	-7.332	-1

Note:

Total PSD(dBm/MHz) = Measured Value(dBm/MHz) + Duty Cycle Factor(dB)

EIRP PSD(dBm/MHz) = Total PSD(dBm/MHz) + Peak Ant. Gain(dBi)

Bandwidth 160M 80_L Ch.79(6345 MHz) 106 Tone RU 53



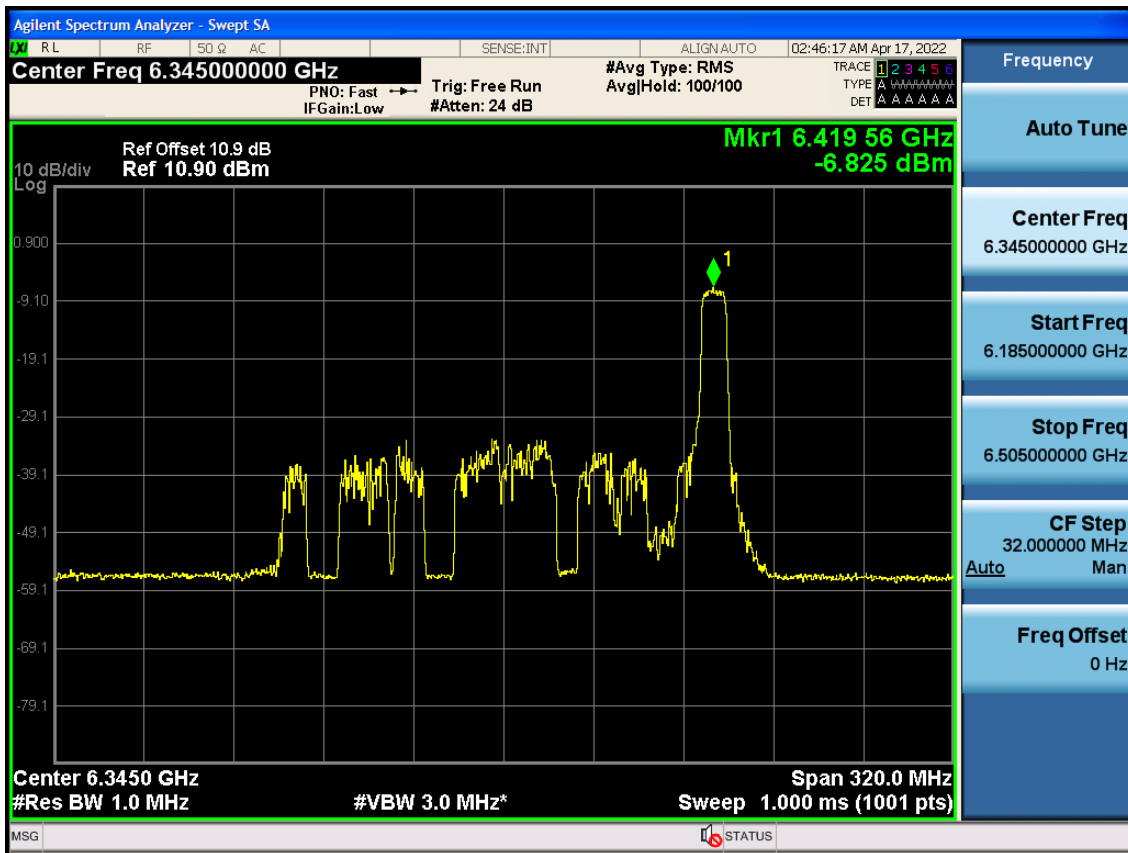
Measured Value (dBm/MHz)	Duty Cycle Factor (dB)	Total PSD (dBm)	EIRP PSD (dBm/MHz)	Limit (dBm/MHz)
-7.441	0.046	-7.395	-7.495	-1

Note:

Total PSD(dBm/MHz) = Measured Value(dBm/MHz) + Duty Cycle Factor(dB)

EIRP PSD(dBm/MHz) = Total PSD(dBm/MHz) + Peak Ant. Gain(dBi)

Bandwidth 160M 80_U Ch.79(6345 MHz) 106 Tone RU 60



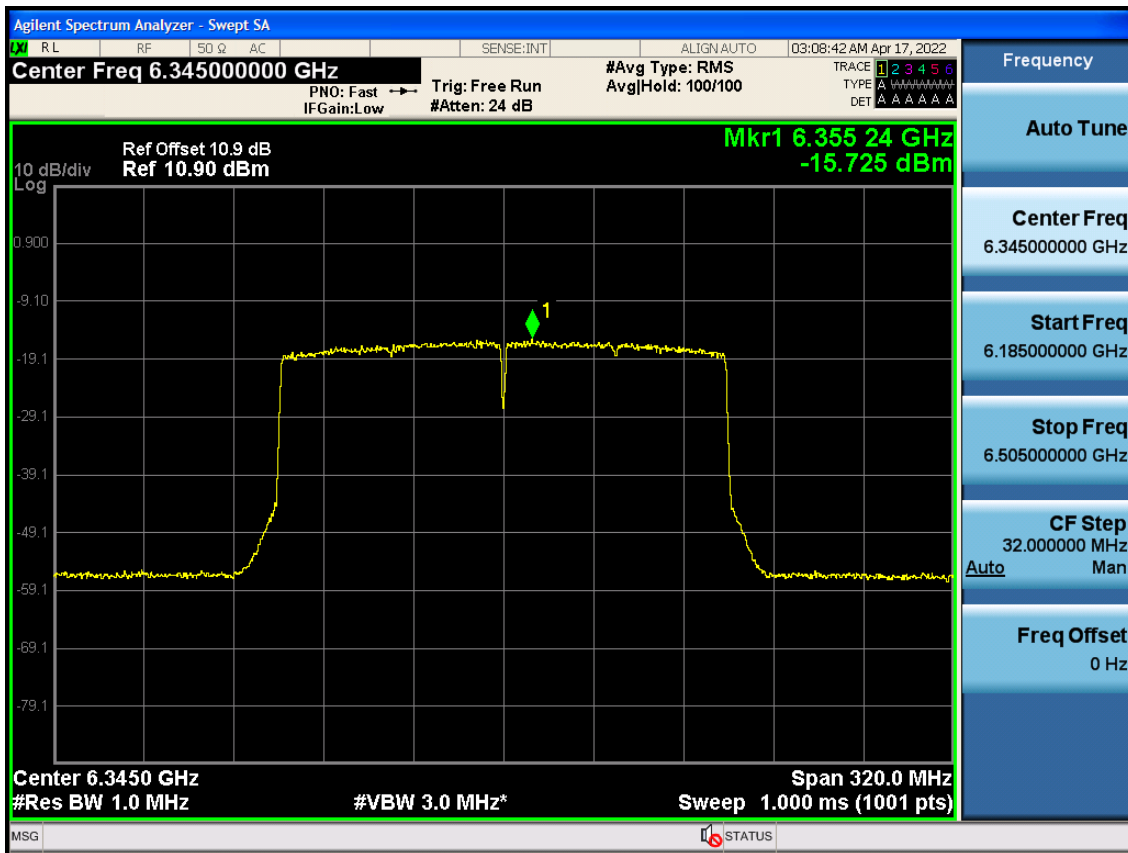
Measured Value (dBm/MHz)	Duty Cycle Factor (dB)	Total PSD (dBm)	EIRP PSD (dBm/MHz)	Limit (dBm/MHz)
-6.825	0.046	-6.779	-6.879	-1

Note:

Total PSD(dBm/MHz) = Measured Value(dBm/MHz) + Duty Cycle Factor(dB)

EIRP PSD(dBm/MHz) = Total PSD(dBm/MHz) + Peak Ant. Gain(dBi)

Bandwidth 160M 80_SU Ch.79(6345 MHz) SU



Measured Value (dBm/MHz)	Duty Cycle Factor (dB)	Total PSD (dBm)	EIRP PSD (dBm/MHz)	Limit (dBm/MHz)
-15.725	0.012	-15.713	-15.813	-1

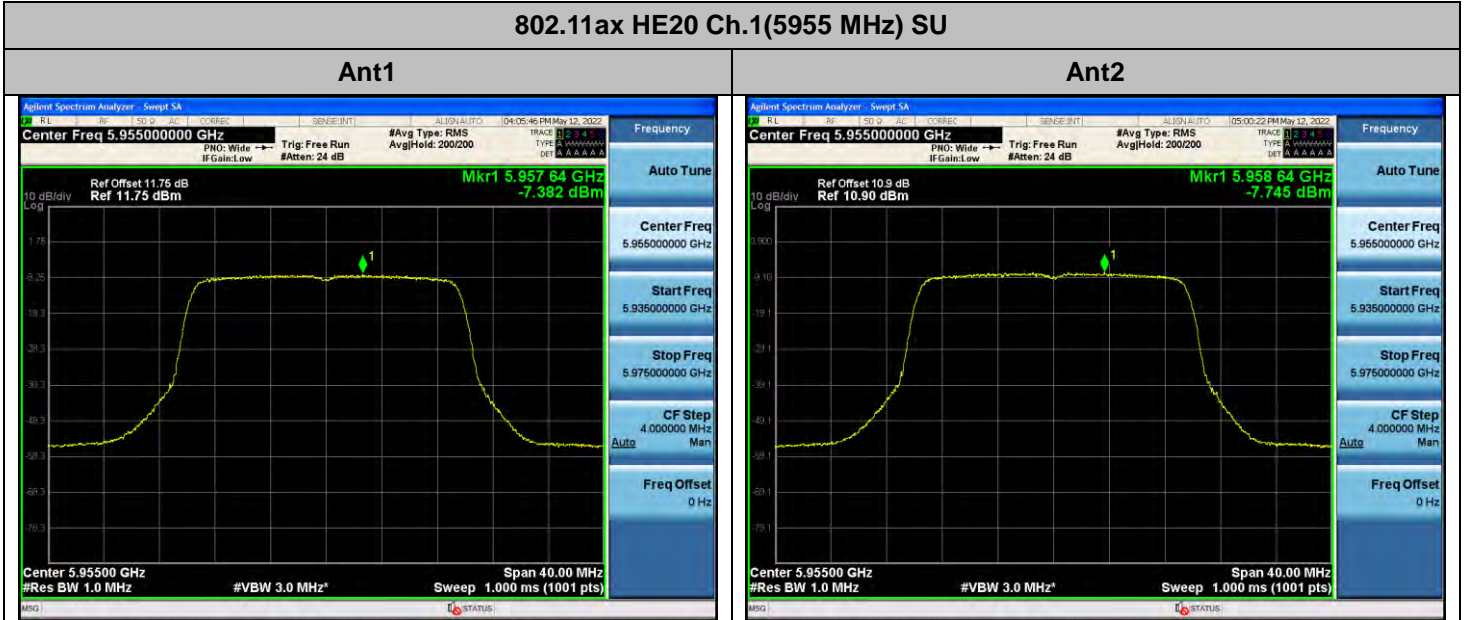
Note:

Total PSD(dBm/MHz) = Measured Value(dBm/MHz) + Duty Cycle Factor(dB)

EIRP PSD(dBm/MHz) = Total PSD(dBm/MHz) + Peak Ant. Gain(dBi)

4.3 SUM (MIMO Ant 1 + MIMO Ant2)

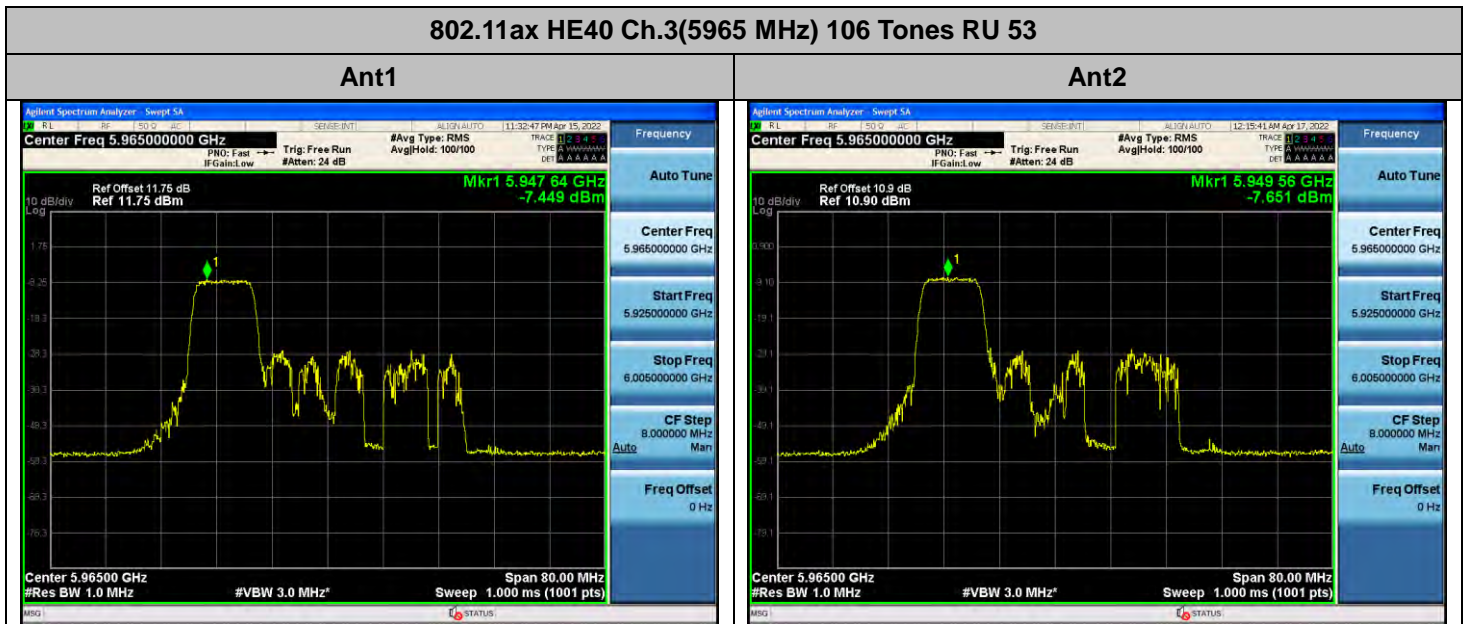
802.11ax HE20 Ch.1(5955 MHz) SU



SUM PSD (dBm/MHz)	Duty Cycle Factor (dB)	Total PSD (dBm/MHz)	EIRP PSD (dBm/MHz)
-4.549	0.015	-4.543	-2.254

Note:

SUM PSD(dBm/MHz) = $10\log((10^{Ant\ 1\ PSD/10} + 10^{Ant\ 2\ PSD/10}))$ (dBm)
 Total PSD (dBm/MHz) = SUM PSD(dBm) + Duty Cycle Factor (dB)
 EIRP PSD(dBm/MHz) = Total PSD (dBm/MHz) + Directional Gain(dBi)



SUM PSD (dBm/MHz)	Duty Cycle Factor (dB)	Total PSD (dBm/MHz)	EIRP PSD (dBm/MHz)
-4.539	0.046	-4.493	-2.213

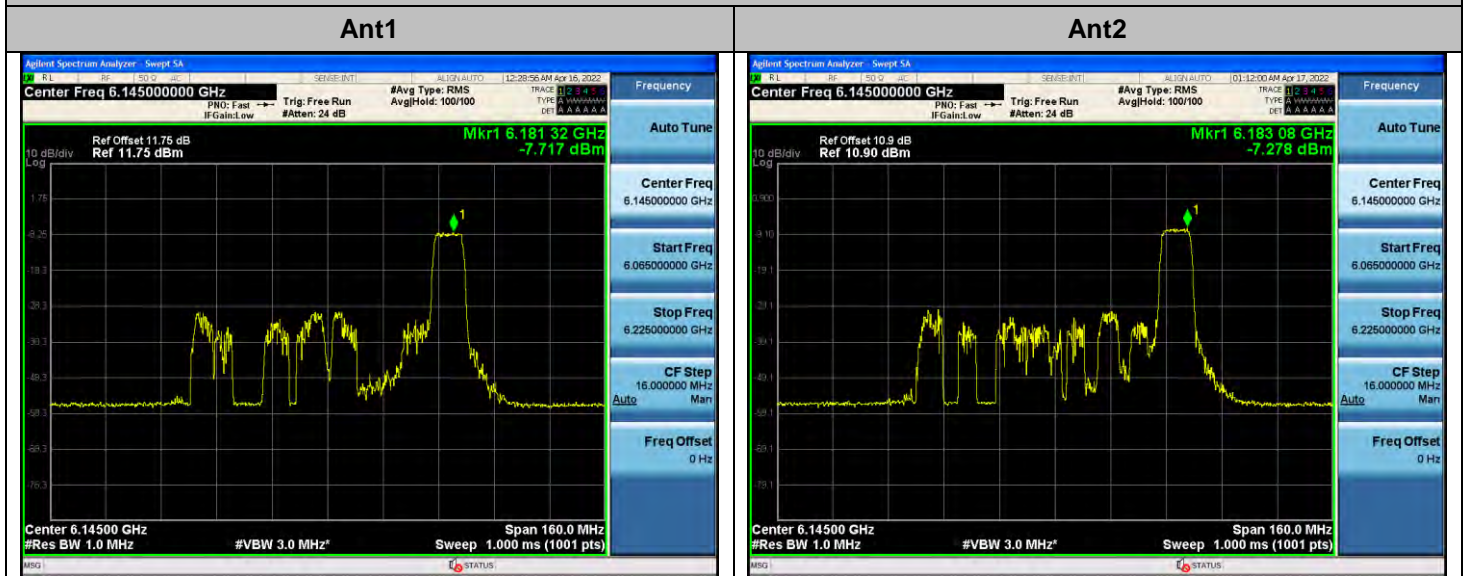
Note:

SUM PSD(dBm/MHz) = 10log(((10^(Ant 1 PSD /10))+10^(Ant 2 PSD/10))) (dBm)

Total PSD (dBm/MHz) = SUM PSD(dBm) + Duty Cycle Factor (dB)

EIRP PSD(dBm/MHz) = Total PSD (dBm/MHz) + Directional Gain(dBi)

802.11ax HE80 Ch.39(6145 MHz) 106 Tones RU 60



SUM PSD (dBm/MHz)	Duty Cycle Factor (dB)	Total PSD (dBm/MHz)	EIRP PSD (dBm/MHz)
-4.482	0.046	-4.436	-2.156

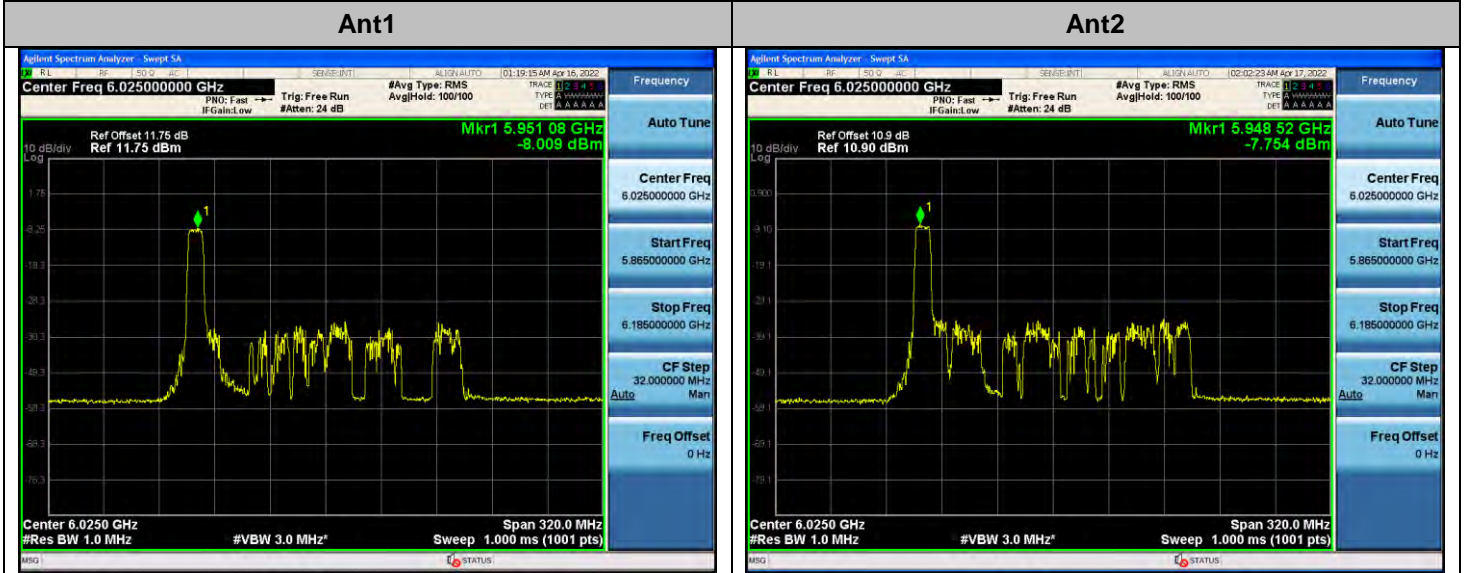
Note:

SUM PSD(dBm/MHz) = 10log(((10^(Ant 1 PSD /10))+10^(Ant 2 PSD/10))) (dBm)

Total PSD (dBm/MHz) = SUM PSD(dBm) + Duty Cycle Factor (dB)

EIRP PSD(dBm/MHz) = Total PSD (dBm/MHz) + Directional Gain(dBi)

802.11ax HE160 80_L Ch.15(6025 MHz) 106 Tones RU 53



SUM PSD (dBm/MHz)	Duty Cycle Factor (dB)	Total PSD (dBm/MHz)	EIRP PSD (dBm/MHz)
-4.869	0.046	-4.824	-2.544

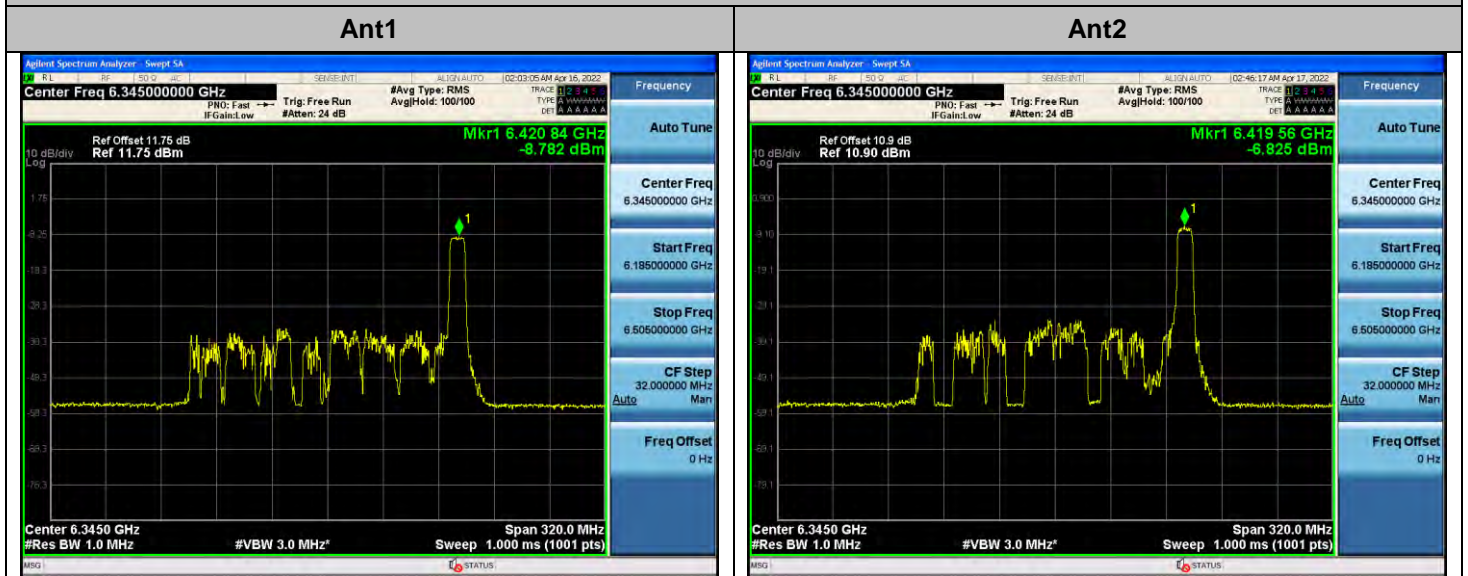
Note:

SUM PSD(dBm/MHz) = 10log(((10^(Ant 1 PSD /10))+10^(Ant 2 PSD/10))) (dBm)

Total PSD (dBm/MHz) = SUM PSD(dBm) + Duty Cycle Factor (dB)

EIRP PSD(dBm/MHz) = Total PSD (dBm/MHz) + Directional Gain(dBi)

802.11ax HE160 80_U Ch.79(6345 MHz) 106 Tones RU 60



SUM PSD (dBm/MHz)	Duty Cycle Factor (dB)	Total PSD (dBm/MHz)	EIRP PSD (dBm/MHz)
-4.684	0.046	-4.638	-2.358

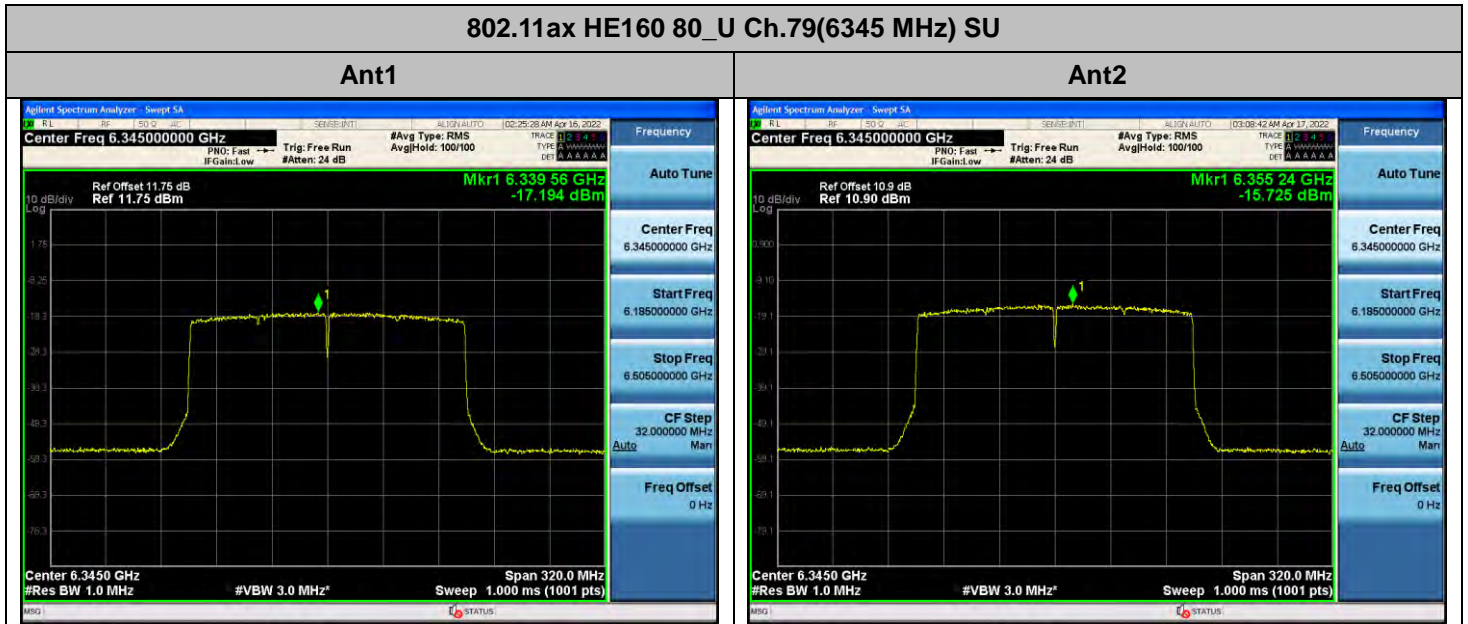
Note:

SUM PSD(dBm/MHz) = 10log(((10^(Ant 1 PSD /10))+10^(Ant 2 PSD/10))) (dBm)

Total PSD (dBm/MHz) = SUM PSD(dBm) + Duty Cycle Factor (dB)

EIRP PSD(dBm/MHz) = Total PSD (dBm/MHz) + Directional Gain(dBi)

802.11ax HE160 80_U Ch.79(6345 MHz) SU



SUM PSD (dBm/MHz)	Duty Cycle Factor (dB)	Total PSD (dBm/MHz)	EIRP PSD (dBm/MHz)
-13.387	0.012	-13.375	-11.095

Note:

SUM PSD(dBm/MHz) = 10log(((10^(Ant 1 PSD /10))+10^(Ant 2 PSD/10))) (dBm)

Total PSD (dBm/MHz) = SUM PSD(dBm) + Duty Cycle Factor (dB)

EIRP PSD(dBm/MHz) = Total PSD (dBm/MHz) + Directional Gain(dBi)

5. Contention Based Protocol

Note:

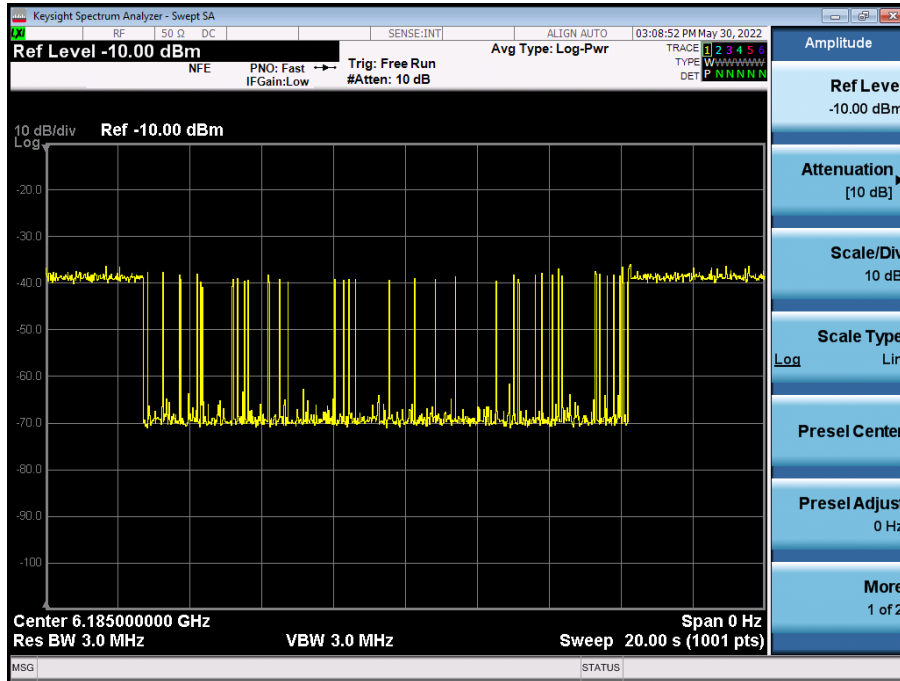
1. In order to simplify the report, Only worst case for each band have been inserted.
2. The worst case antenna gain(Minimum Gain) is selected from the table.
3. The lowest gain according to the incumbent frequency is applied.

Band	Ant 1 Gain (dBi)	Ant 2 Gain (dBi)
UNII-5	-	-2.20
UNII-6	-	(6500 MHz) : -3.10 (6600 MHz) : -5.20
UNII-7	-	(6600 MHz) : -5.20 (6700 MHz) : -6.70
UNII-8	-	-8.30

- Contention-based Protocol Normal&Minimal Detection

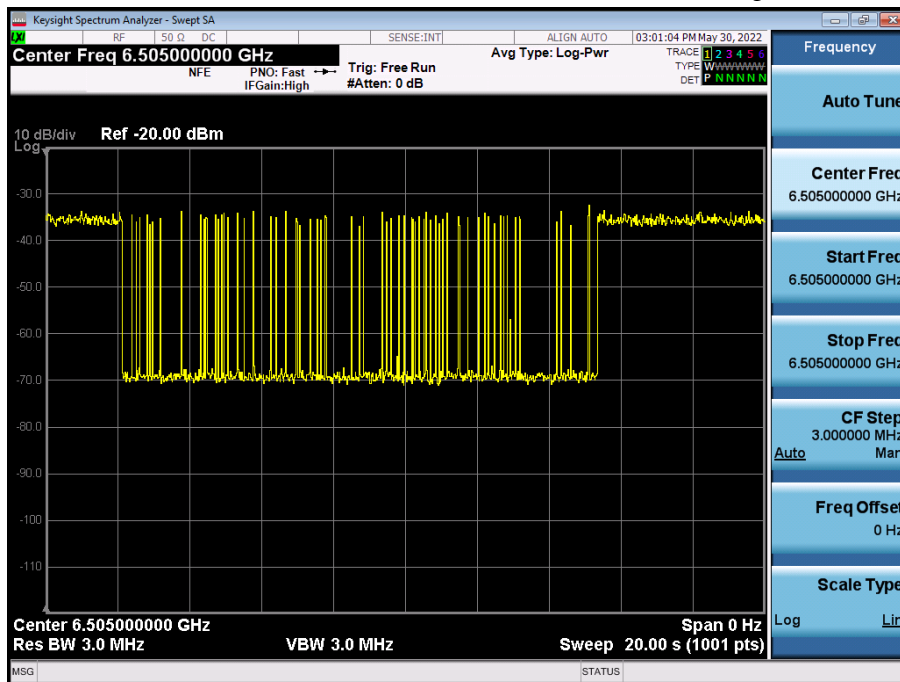
UNII 5

802.11ax HE160 Ch.47(6185 MHz) Minimal Incumbent signal



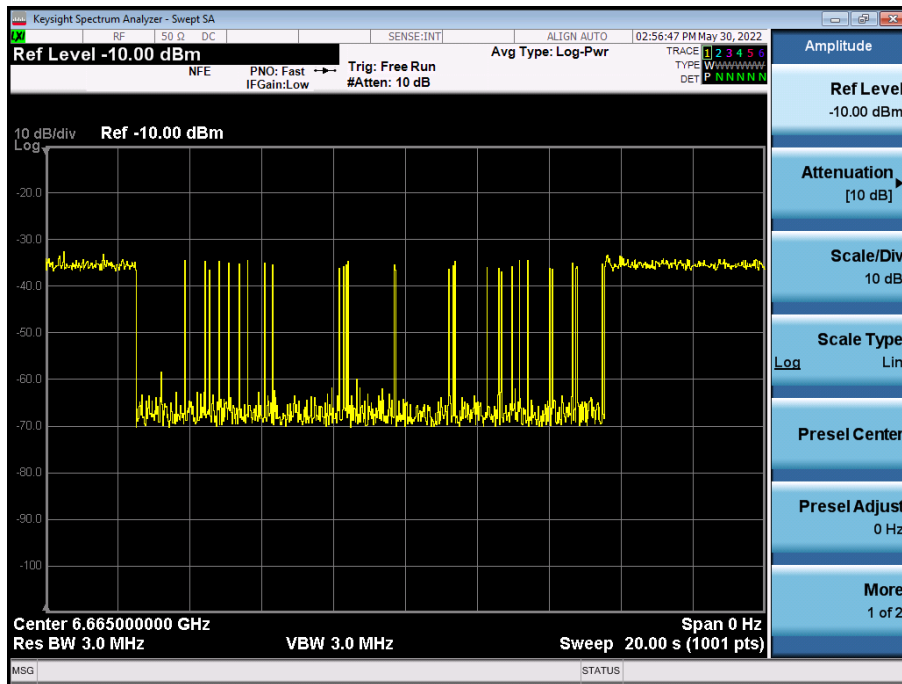
UNII 6

802.11ax HE160 Ch.111(6505 MHz) Minimal Incumbent signal



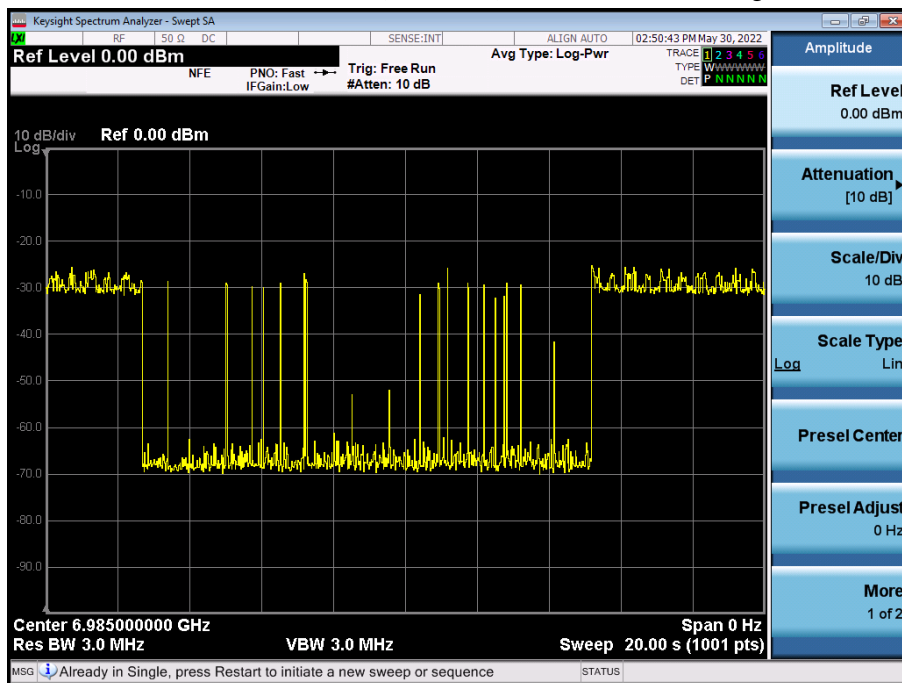
UNII 7

802.11ax HE160 Ch.143(6665 MHz) Minimal Incumbent signal



UNII 8

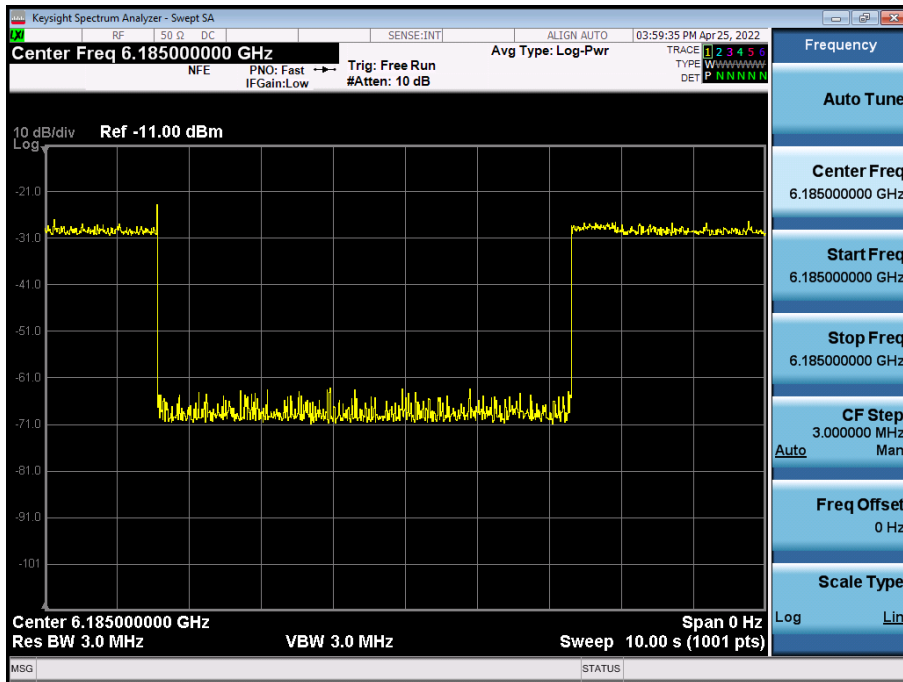
802.11ax HE160 Ch.207(6985 MHz) Minimal Incumbent signal



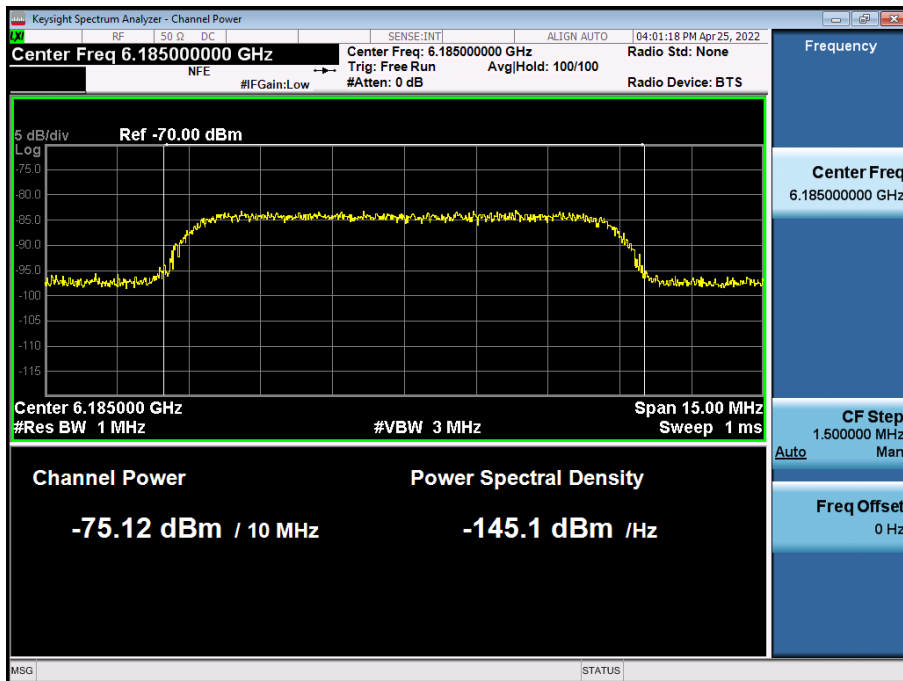
- Incumbent Detection Result

UNII 5

802.11ax HE160 Ch.47(6185 MHz) Incumbent signal

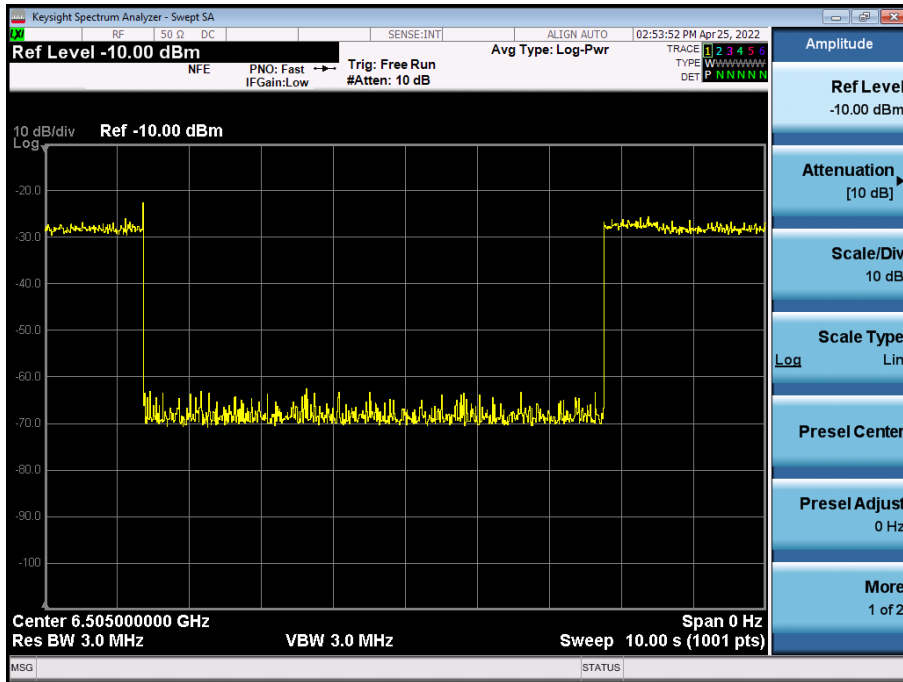


802.11ax HE160 Ch.47(6185 MHz) Detection Level

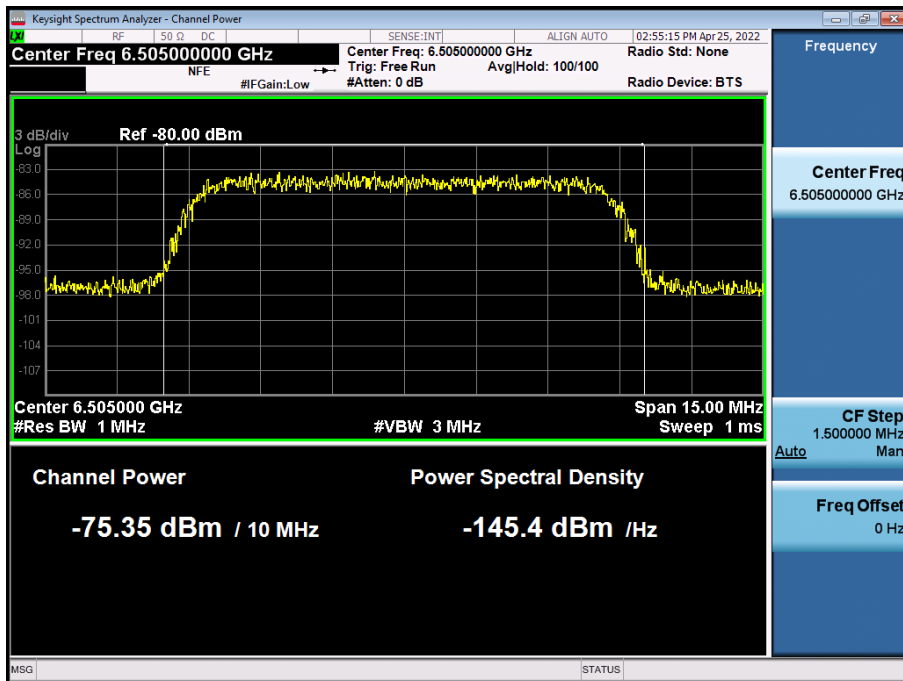


UNII 6

802.11ax HE160 Ch.111(6505 MHz) Incumbent signal

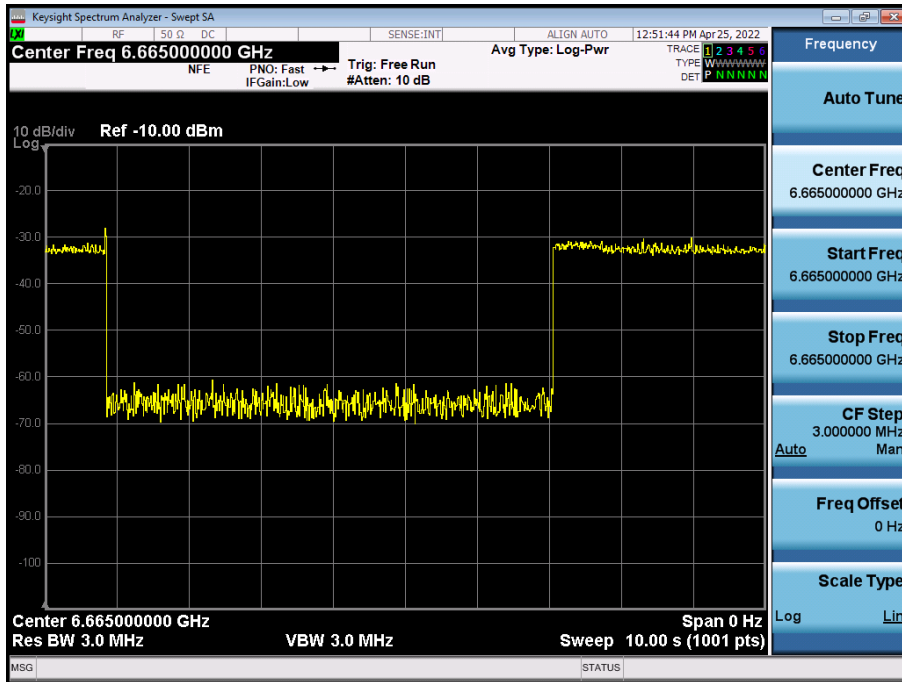


802.11ax HE160 Ch.111(6505 MHz) Detection Level

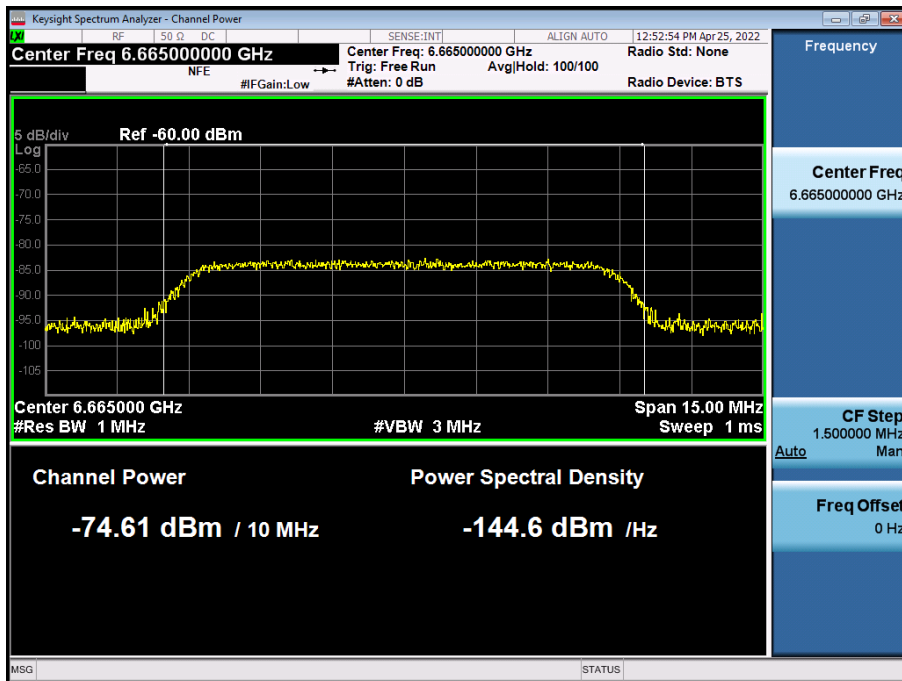


UNII 7

802.11ax HE160 Ch.143(6665 MHz) Incumbent signal

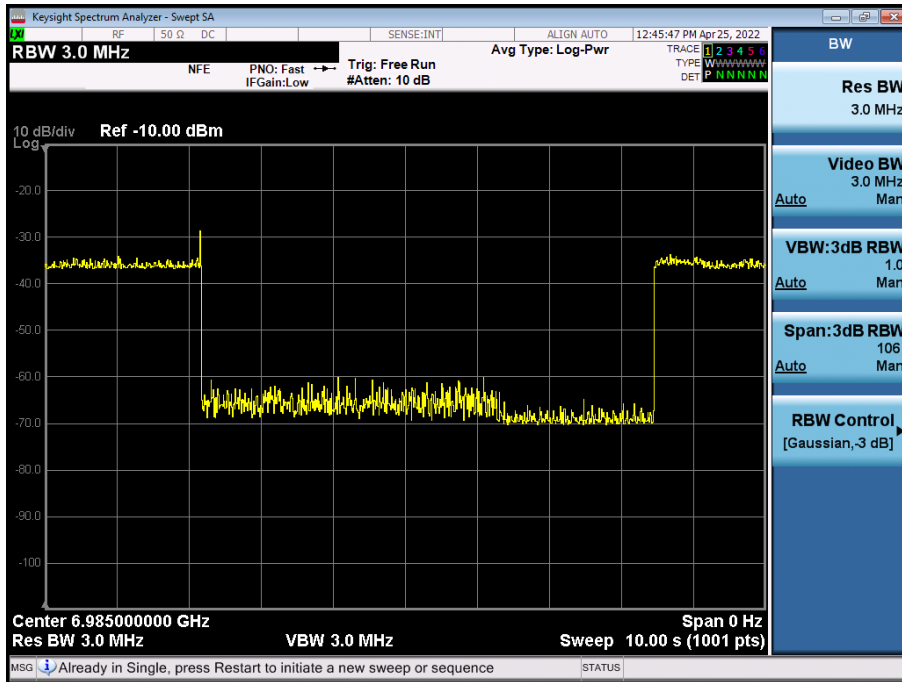


802.11ax HE160 Ch.143(6665 MHz) Detection Level



UNII 8

802.11ax HE160 Ch.207(6985 MHz) Incumbent signal



802.11ax HE160 Ch.207(6985 MHz) Detection Level

