

BAND 48. Conducted Spurious Plot 1 (10 MHz Ch.55290 QPSK RB 1, Offset 0)



BAND 48. Conducted Spurious Plot 2 (10 MHz Ch. 55290 QPSK RB 1, Offset 0)



BAND 48. Conducted Spurious Plot 1 (10 MHz Ch.55990 QPSK RB 1, Offset 0)



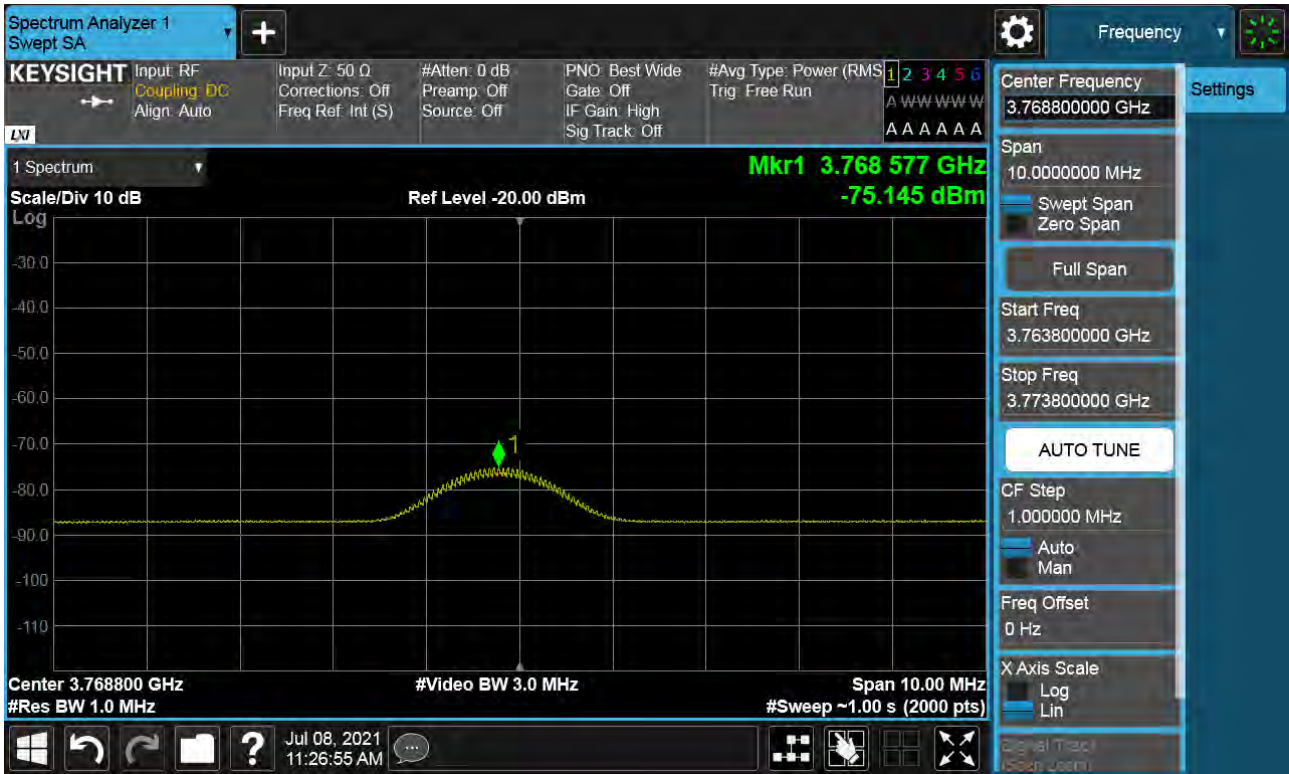
BAND 48. Conducted Spurious Plot 2 (10 MHz Ch. 55990 QPSK RB 1, Offset 0)



BAND 48. Conducted Spurious Plot 1 (10 MHz Ch. 56690 QPSK RB 1, Offset 0)



BAND 48. Conducted Spurious Plot 2 (10 MHz Ch. 56690 QPSK RB 1, Offset 0)



BAND 48. Conducted Spurious Plot 3 (10 MHz Ch. 56690 QPSK RB 1, Offset 0)



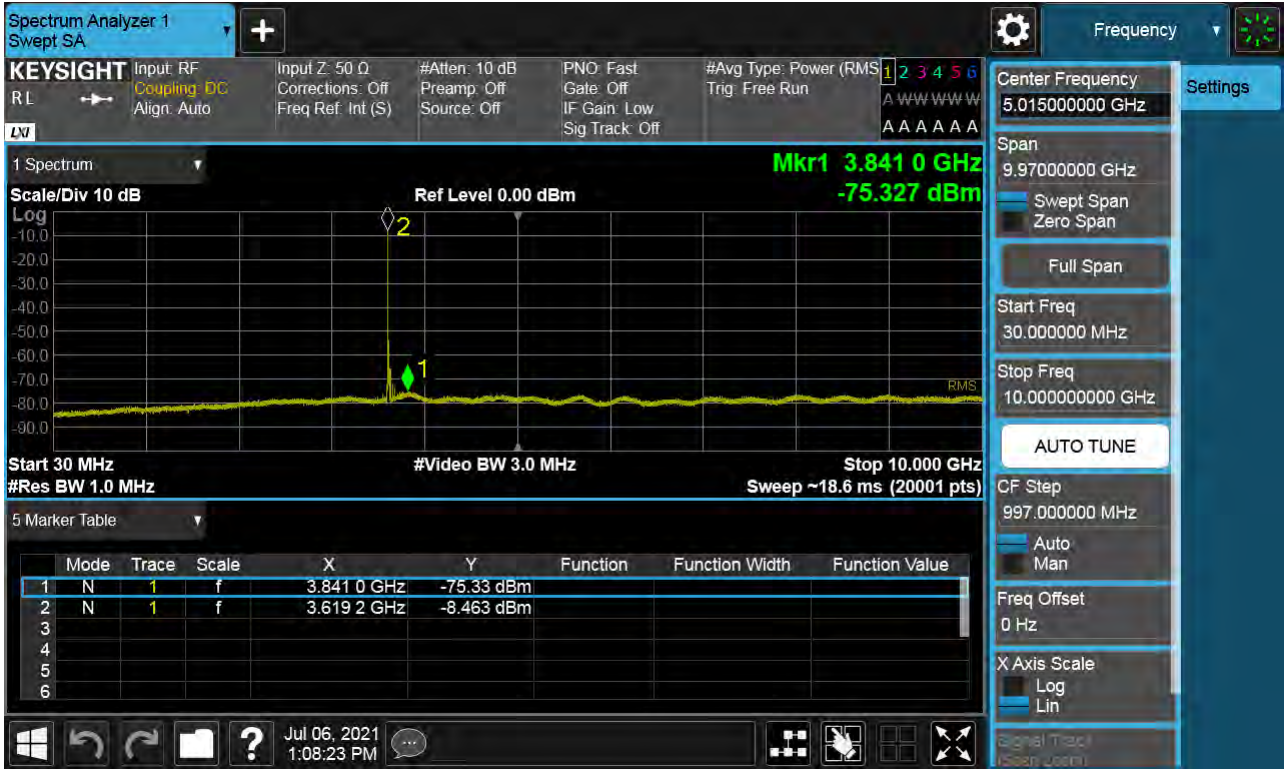
BAND 48. Conducted Spurious Plot 1 (15 MHz Ch.55315 QPSK RB 1, Offset 0)



BAND 48. Conducted Spurious Plot 2 (15 MHz Ch. 55315 QPSK RB 1, Offset 0)



BAND 48. Conducted Spurious Plot 1 (15 MHz Ch.55990 QPSK RB 1, Offset 0)



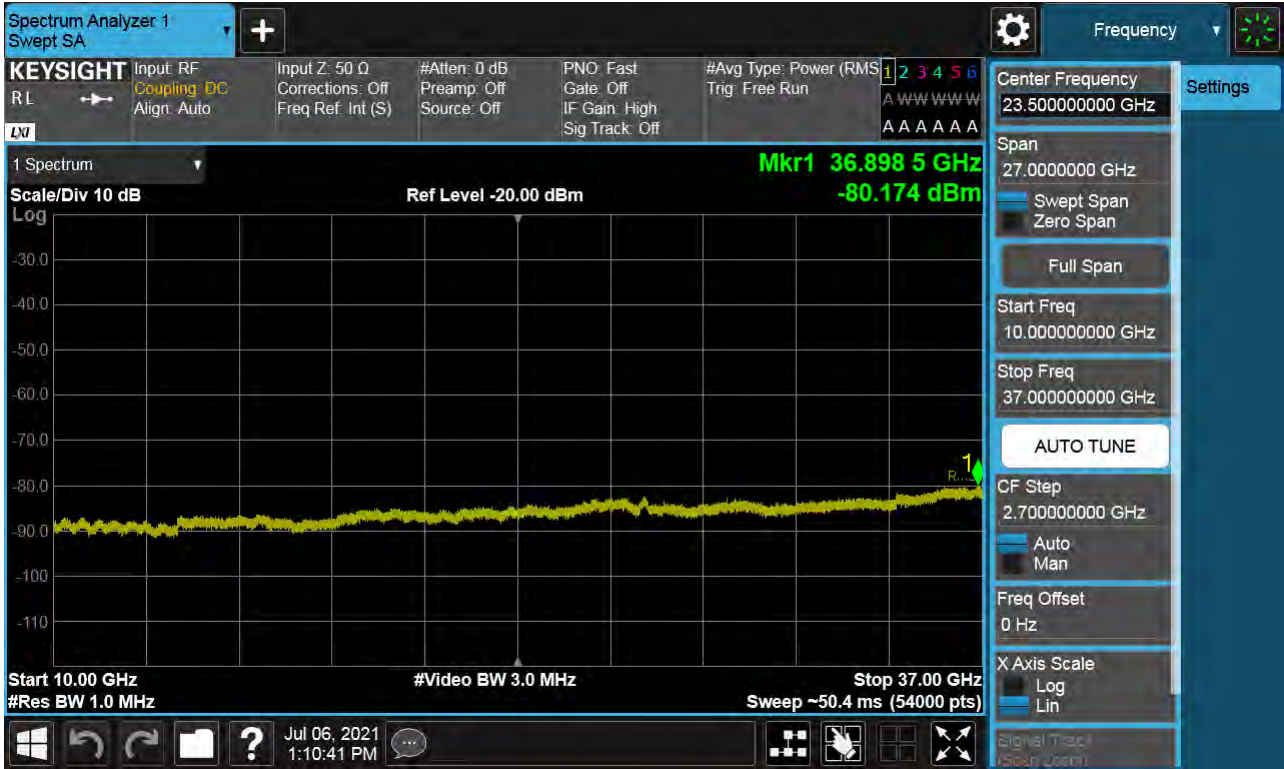
BAND 48. Conducted Spurious Plot 2 (15 MHz Ch. 55990 QPSK RB 1, Offset 0)



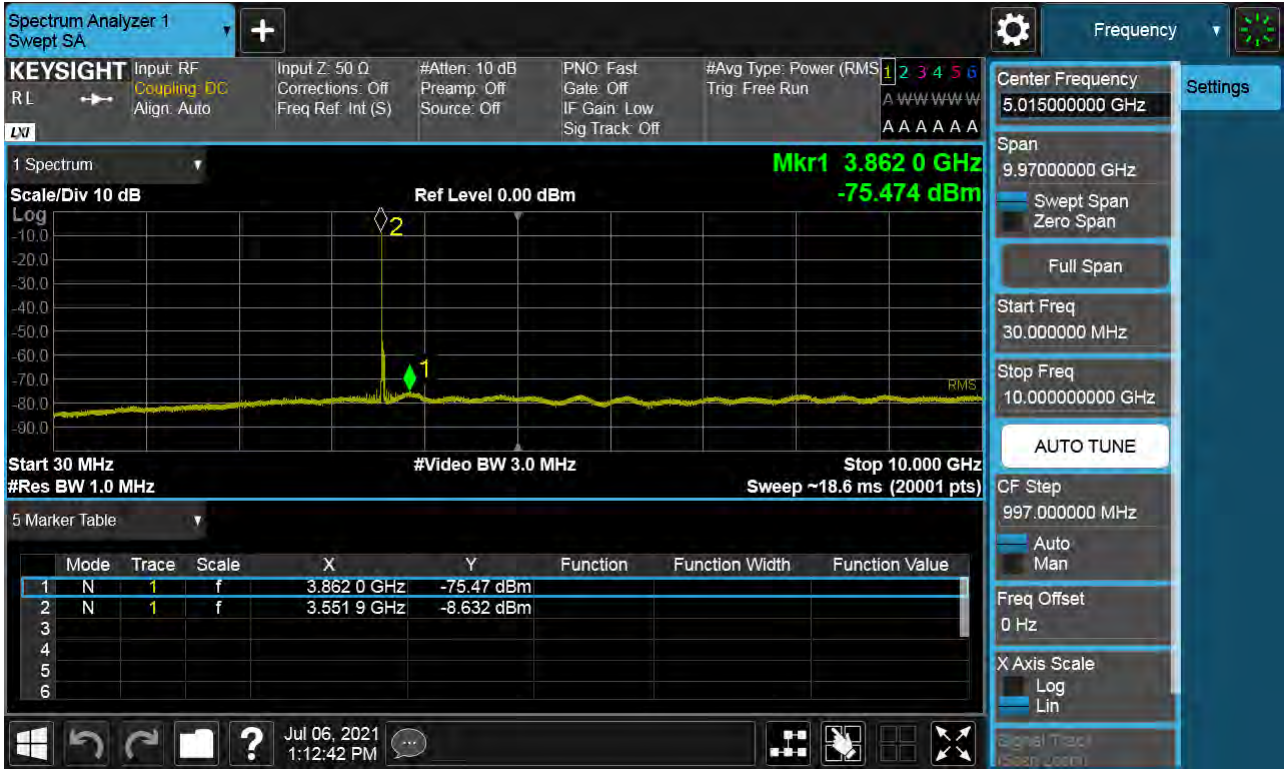
BAND 48. Conducted Spurious Plot 1 (15 MHz Ch.56665 QPSK RB 1, Offset 0)



BAND 48. Conducted Spurious Plot 2 (15 MHz Ch. 56665 QPSK RB 1, Offset 0)



BAND 48. Conducted Spurious Plot 1 (20 MHz Ch.55340 QPSK RB 1, Offset 0)



BAND 48. Conducted Spurious Plot 2 (20 MHz Ch. 55340 QPSK RB 1, Offset 0)



BAND 48. Conducted Spurious Plot 1 (20 MHz Ch.55990 QPSK RB 1, Offset 0)



BAND 48. Conducted Spurious Plot 2 (20 MHz Ch.55990 QPSK RB 1, Offset 0)



BAND 48. Conducted Spurious Plot 3 (20 MHz Ch. 55990 QPSK RB 1, Offset 0)



BAND 48. Conducted Spurious Plot 1 (20 MHz Ch.56640 QPSK RB 1, Offset 0)



BAND 48. Conducted Spurious Plot 2 (20 MHz Ch.56640 QPSK RB 1, Offset 0)



BAND 48. Conducted Spurious Plot 3 (20 MHz Ch. 56640 QPSK RB 1, Offset 0)



10. ANNEX A_ TEST SETUP PHOTO

Please refer to test setup photo file no. as follows;

No.	Description
1	HCT-RF-2107-FC042-P