


15. SETUP PHOTOS

DYNAMIC FREQUENCY SELECTION MEASUREMENT SETUP



DFS SIDE PHOTO




ANTENNA PORT CONDUCTED RF MEASUREMENT SETUP

ANTENNA PORT CONDUCTED PHOTO



RADIATED RF MEASUREMENT SETUP (BELOW 1 GHz)

RADIATED FRONT PHOTO (BELOW 1 GHz)



RADIATED BACK PHOTO (BELOW 1 GHz)




RADIATED RF MEASUREMENT SETUP (ABOVE 1 GHz)

RADIATED FRONT PHOTO (ABOVE 1 GHz)




RADIATED BACK PHOTO (ABOVE 1 GHz)




RADIATED RF MEASUREMENT SETUP FOR PORTABLE CONFIGURATION


X-AXIS PHOTO



Y-AXIS PHOTO



Z-AXIS PHOTO



POWERLINE CONDUCTED EMISSIONS MEASUREMENT SETUP

LINE CONDUCTED FRONT PHOTO



LINE CONDUCTED BACK PHOTO



END OF REPORT