





# APPENDIX F: SAR TEST SETUP PHOTOGRAPHS



<b>FCC ID</b> A3LSMG7105L		<b>SAR EVALUATION REPORT</b>		<b>Reviewed by:</b> Quality Manager
<b>Test Date:</b> 05/14/14	<b>DUT Type:</b> Portable Handset			APPENDIX F: Page 1 of 6



**SAR Test Setup Photo 1: Right Cheek**




**SAR Test Setup Photo 2: Right Tilt**


<b>FCC ID</b> A3LSMG7105L		<b>SAR EVALUATION REPORT</b>	 <b>Reviewed by:</b> Quality Manager
<b>Test Date:</b> 05/14/14	<b>DUT Type:</b> Portable Handset	<b>APPENDIX F:</b> Page 2 of 6	



**SAR Test Setup Photo 3: Left Cheek**




**SAR Test Setup Photo 4: Left Tilt**


<b>FCC ID</b> A3LSMG7105L		<b>SAR EVALUATION REPORT</b>	<b>Reviewed by:</b> Quality Manager
<b>Test Date:</b> 05/14/14	<b>DUT Type:</b> Portable Handset	<b>APPENDIX F:</b> Page 3 of 6	



**SAR Test Setup Photo 5: Back Side at 1.0 cm**



**SAR Test Setup Photo 6: Front Side at 1.0 cm**


<b>FCC ID</b> A3LSMG7105L		<b>SAR EVALUATION REPORT</b>	<b>Reviewed by:</b> Quality Manager
<b>Test Date:</b> 05/14/14	<b>DUT Type:</b> Portable Handset	<b>APPENDIX F:</b> Page 4 of 6	



**SAR Test Setup Photo 7: Bottom Edge at 1.0 cm**

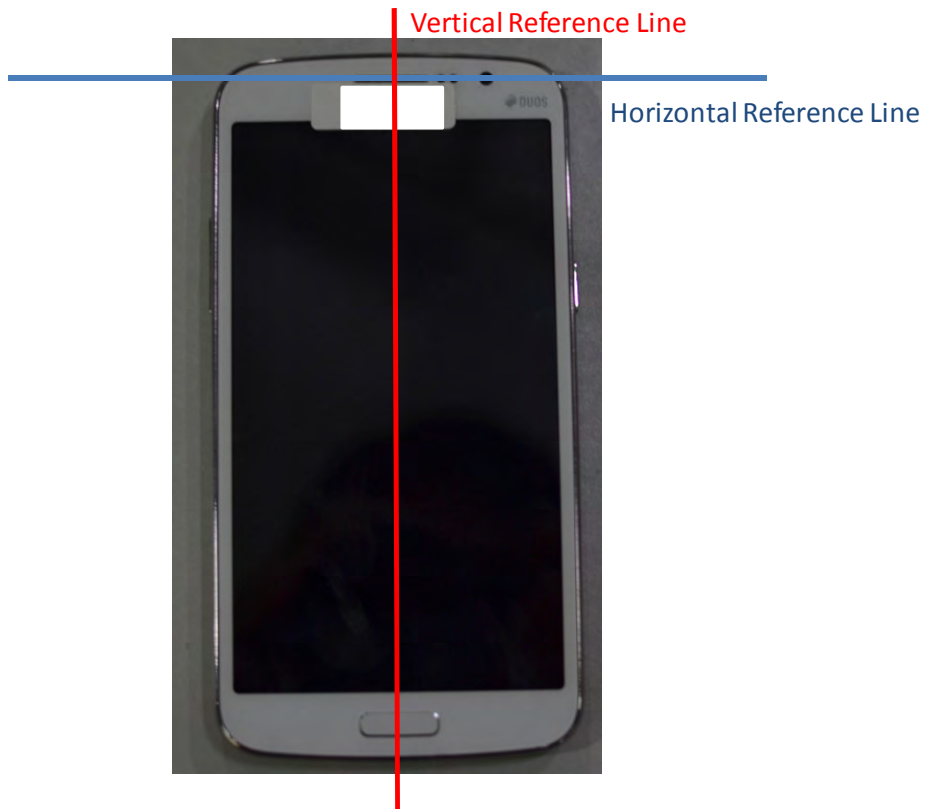


**SAR Test Setup Photo 8: Right Edge at 1.0 cm**



<b>FCC ID</b> A3LSMG7105L		<b>SAR EVALUATION REPORT</b>	<b>Reviewed by:</b> Quality Manager
<b>Test Date:</b> 05/14/14	<b>DUT Type:</b> Portable Handset	<b>APPENDIX F:</b> Page 5 of 6	



**SAR Test Setup Photo 9: Left Edge at 1.0 cm**



**SAR Test Setup Photo 10: Horizontal and Vertical Reference Lines**

<b>FCC ID</b> A3LSMG7105L		<b>SAR EVALUATION REPORT</b>	 <b>Reviewed by:</b> Quality Manager
<b>Test Date:</b> 05/14/14	<b>DUT Type:</b> Portable Handset	<b>APPENDIX F:</b> Page 6 of 6	