




## 13. TEST SETUP PHOTOGRAPHS



<b>FCC ID:</b> A3LSMG7105L		<b>HAC (T-COIL) TEST REPORT</b>		<b>Reviewed by:</b> Quality Manager
<b>Filename:</b> 0Y1403200589.A3L	<b>Test Dates:</b> 3/21/2014	<b>EUT Type:</b> Portable Handset	Page 36 of 38	




**Figure 13-1**  
**Test Setup for Wireless Device**



**Figure 13-2**  
**Test Setup for Wireless Device**

FCC ID: A3LSMG7105L	 <small>ENGINEERING LABORATORY, INC.</small>	HAC (T-COIL) TEST REPORT	 <b>Reviewed by:</b> Quality Manager
<b>Filename:</b> 0Y1403200589.A3L	<b>Test Dates:</b> 3/21/2014	<b>EUT Type:</b> Portable Handset	Page 37 of 38





Axial

Radial (Transverse)

**Figure 13-3  
T-Coil Scan Overlay Magnetic Field Distributions**

Note: Final measurement locations are indicated by a cursor on the contour plots.

<b>FCC ID:</b> A3LSMG7105L	 <b>PCTEST</b> <small>ENGINEERING LABORATORY, INC.</small>	<b>HAC (T-COIL) TEST REPORT</b>	 <b>Reviewed by:</b> Quality Manager
<b>Filename:</b> 0Y1403200589.A3L	<b>Test Dates:</b> 3/21/2014	<b>EUT Type:</b> Portable Handset	Page 38 of 38