





# APPENDIX F: SAR TEST SETUP PHOTOGRAPHS



FCC ID A3LSMG7105L		SAR EVALUATION REPORT		Reviewed by: Quality Manager
Test Dates: 12/02/13 - 12/09/13	DUT Type: Portable Handset			APPENDIX F: Page 1 of 6



**SAR Test Setup Photo 1 – Right Cheek**




**SAR Test Setup Photo 2 – Right Tilt**



<b>FCC ID</b> A3LSMG7105L		<b>SAR EVALUATION REPORT</b>		<b>Reviewed by:</b> Quality Manager
<b>Test Dates:</b> 12/02/13 - 12/09/13	<b>DUT Type:</b> Portable Handset	<b>APPENDIX F:</b> Page 2 of 6		




**SAR Test Setup Photo 3 – Left Cheek**




**SAR Test Setup Photo 4 – Left Tilt**



FCC ID A3LSMG7105L		SAR EVALUATION REPORT		Reviewed by: Quality Manager
Test Dates: 12/02/13 - 12/09/13	DUT Type: Portable Handset	APPENDIX F: Page 3 of 6		



**SAR Test Setup Photo 5 – Back Side at 1.0 cm**



**SAR Test Setup Photo 6 – Front Side at 1.0 cm**



FCC ID A3LSMG7105L		SAR EVALUATION REPORT		Reviewed by: Quality Manager
Test Dates: 12/02/13 - 12/09/13	DUT Type: Portable Handset	APPENDIX F: Page 4 of 6		



**SAR Test Setup Photo 7 – Bottom Edge at 1.0 cm**

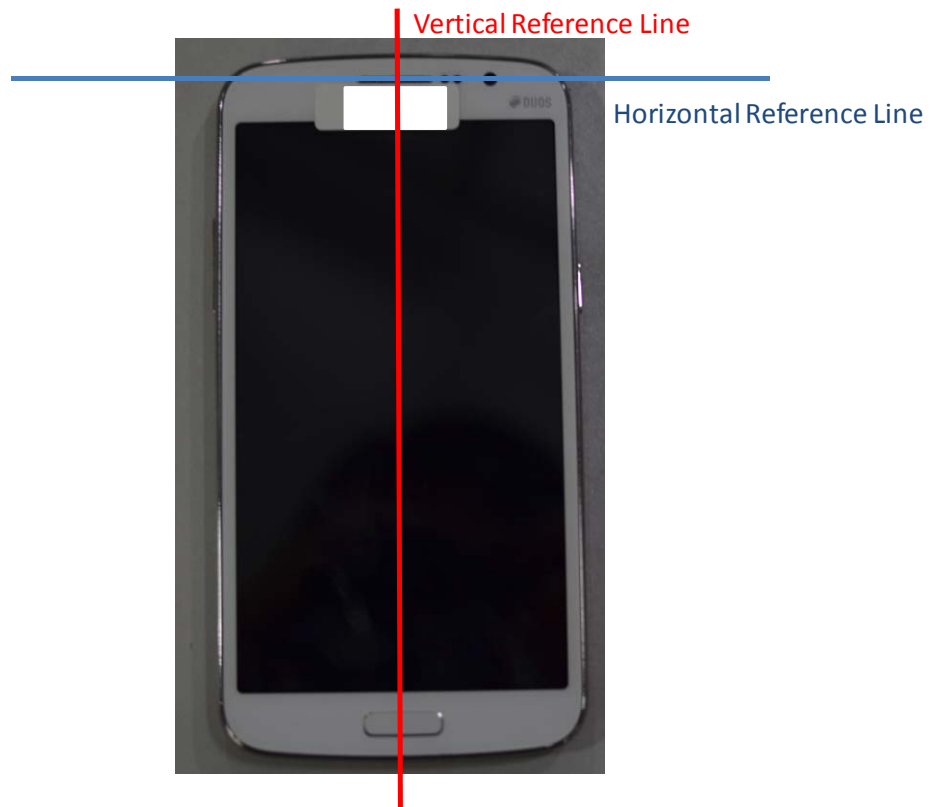


**SAR Test Setup Photo 8 – Right Edge at 1.0 cm**



FCC ID A3LSMG7105L		SAR EVALUATION REPORT		Reviewed by: Quality Manager
Test Dates: 12/02/13 - 12/09/13	DUT Type: Portable Handset			APPENDIX F: Page 5 of 6



**SAR Test Setup Photo 9 – Left Edge at 1.0 cm**



**SAR Test Setup Photo 10 – Horizontal and Vertical Reference Lines**

FCC ID A3LSMG7105L		SAR EVALUATION REPORT		Reviewed by: Quality Manager
Test Dates: 12/02/13 - 12/09/13	DUT Type: Portable Handset	APPENDIX F: Page 6 of 6		