





APPENDIX F: SAR TEST SETUP PHOTOGRAPHS



FCC ID A3LSMG7105	 PCTEST TECHNICAL LABORATORY, INC.	SAR EVALUATION REPORT		Reviewed by: Quality Manager
Test Dates: 12/02/13 - 12/06/13	DUT Type: Portable Handset			APPENDIX F: Page 1 of 6




SAR Test Setup Photo 1—Right Cheek




SAR Test Setup Photo 2—Right Tilt



FCC ID A3LSMG7105	 <small>ENGINEERING LABORATORY, INC.</small>	SAR EVALUATION REPORT	 Reviewed by: Quality Manager
Test Dates: 12/02/13 - 12/06/13	DUT Type: Portable Handset	APPENDIX F: Page 2 of 6	



SAR Test Setup Photo 3—Left Cheek




SAR Test Setup Photo 4—Left Tilt



FCC ID A3LSMG7105		SAR EVALUATION REPORT	 Reviewed by: Quality Manager
Test Dates: 12/02/13 - 12/06/13	DUT Type: Portable Handset	APPENDIX F: Page 3 of 6	



SAR Test Setup Photo 5—Back Side at 1.0 cm



SAR Test Setup Photo 6—Front Side at 1.0 cm


FCC ID A3LSMG7105	 <small>TECHNOLOGICAL LABORATORY, INC.</small>	SAR EVALUATION REPORT	 Reviewed by: Quality Manager
Test Dates: 12/02/13 - 12/06/13	DUT Type: Portable Handset	APPENDIX F: Page 4 of 6	



SAR Test Setup Photo 7—Bottom Edge at 1.0 cm

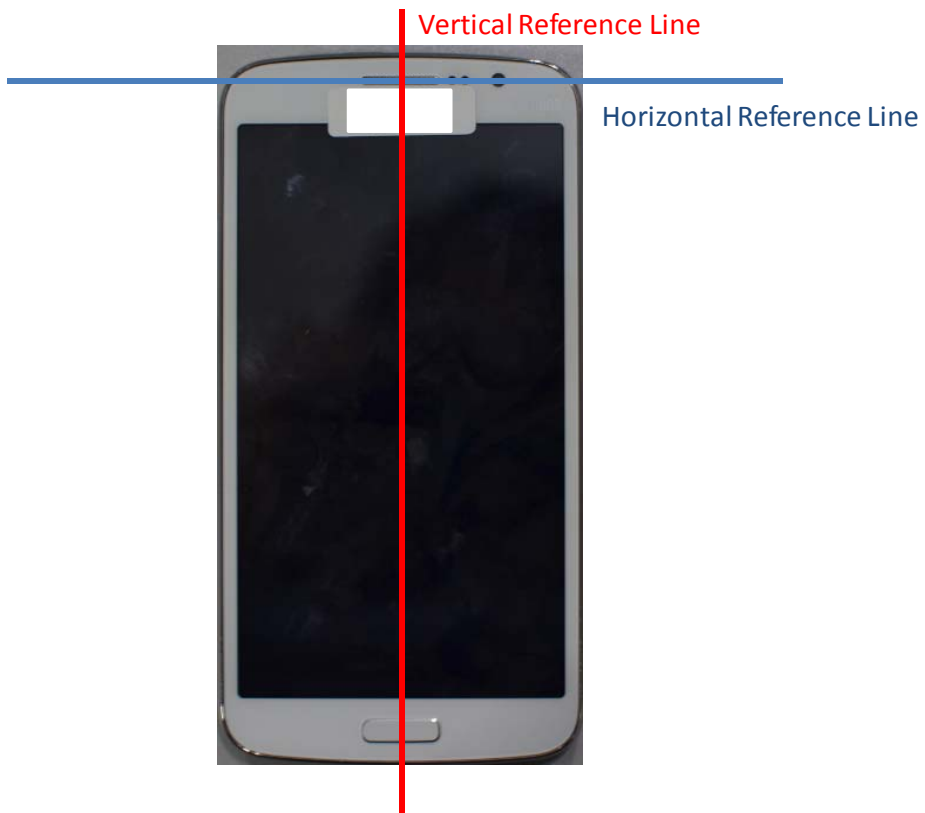


SAR Test Setup Photo 8—Right Edge at 1.0 cm



FCC ID A3LSMG7105		SAR EVALUATION REPORT	Reviewed by: Quality Manager
Test Dates: 12/02/13 - 12/06/13	DUT Type: Portable Handset	APPENDIX F: Page 5 of 6	



SAR Test Setup Photo 9—Left Edge at 1.0 cm



SAR Test Setup Photo 10—Horizontal and Vertical Reference Lines

FCC ID A3LSMG7105	 <small>TECHNOLOGICAL LABORATORY, INC.</small>	SAR EVALUATION REPORT	 Reviewed by: Quality Manager
Test Dates: 12/02/13 - 12/06/13	DUT Type: Portable Handset	APPENDIX F: Page 6 of 6	