





APPENDIX F: SAR TEST SETUP PHOTOGRAPHS



FCC ID A3LSMG7102T	 PCTEST ENGINEERING LABORATORY, INC.	SAR EVALUATION REPORT		Reviewed by: Quality Manager
Test Dates: 12/27/13 - 01/06/14	DUT Type: Portable Handset			APPENDIX F: Page 1 of 6




SAR Test Setup Photo 1: Right Cheek




SAR Test Setup Photo 2: Right Tilt



FCC ID A3LSMG7102T		SAR EVALUATION REPORT		Reviewed by: Quality Manager
Test Dates: 12/27/13 - 01/06/14	DUT Type: Portable Handset	APPENDIX F: Page 2 of 6		




SAR Test Setup Photo 3: Left Cheek




SAR Test Setup Photo 4: Left Tilt



FCC ID A3LSMG7102T		SAR EVALUATION REPORT		Reviewed by: Quality Manager
Test Dates: 12/27/13 - 01/06/14	DUT Type: Portable Handset	APPENDIX F: Page 3 of 6		



SAR Test Setup Photo 5: Back Side at 1.0 cm



SAR Test Setup Photo 6: Front Side at 1.0 cm



FCC ID A3LSMG7102T		SAR EVALUATION REPORT		Reviewed by: Quality Manager
Test Dates: 12/27/13 - 01/06/14	DUT Type: Portable Handset			APPENDIX F: Page 4 of 6



SAR Test Setup Photo 7: Bottom Edge at 1.0 cm



SAR Test Setup Photo 8: Right Edge at 1.0 cm



FCC ID A3LSMG7102T		SAR EVALUATION REPORT		Reviewed by: Quality Manager
Test Dates: 12/27/13 - 01/06/14	DUT Type: Portable Handset			APPENDIX F: Page 5 of 6



SAR Test Setup Photo 9: Left Edge at 1.0 cm



SAR Test Setup Photo 10: Horizontal and Vertical Reference Lines

FCC ID A3LSMG7102T		SAR EVALUATION REPORT		Reviewed by: Quality Manager
Test Dates: 12/27/13 - 01/06/14	DUT Type: Portable Handset			APPENDIX F: Page 6 of 6