



**FCC 47 CFR § 2.1093  
IEEE Std 1528-2013**

**SAR EVALUATION REPORT**

**FOR**

**GSM/WCDMA/LTE Phone + BT/BLE, DTS b/g/n and ANT+**

**MODEL NUMBER: SM-G611MT/DS**

**FCC ID: A3LSMG611MT**

**REPORT NUMBER: 4788312331-S1V1**

**ISSUE DATE: 2/12/2018**

*Prepared for*  
**SAMSUNG ELECTRONICS CO., LTD.  
129 SAMSUNG-RO, YEONGTONG-GU, SUWON-SI,  
GYEONGGI-DO, 16677, KOREA**

*Prepared by*  
**UL Korea, Ltd.  
26th floor, 152, Teheran-ro, Gangnam-gu Seoul, 06236, Korea**

**Suwon Test Site: UL Korea, Ltd. Suwon Laboratory  
218 Maeyeong-ro, Yeongtong-gu,  
Suwon-si, Gyeonggi-do, 16675, Korea  
TEL: (031) 337-9902  
FAX: (031) 213-5433**



**TL-637**

**Revision History**


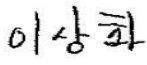
| Rev. | Date      | Revisions     | Revised By  |
|------|-----------|---------------|-------------|
| V1   | 2/12/2018 | Initial Issue | SangHwa Lee |
|      |           |               |             |
|      |           |               |             |

## Table of Contents

|            |  |           |
|------------|--|-----------|
| <b>1.</b>  | <b>Attestation of Test Results .....</b>                           | <b>5</b>  |
| <b>2.</b>  | <b>Test Specification, Methods and Procedures.....</b>             | <b>6</b>  |
| <b>3.</b>  | <b>Facilities and Accreditation.....</b>                           | <b>6</b>  |
| <b>4.</b>  | <b>SAR Measurement System &amp; Test Equipment .....</b>           | <b>7</b>  |
| 4.1.       | <i>SAR Measurement System.....</i>                                 | 7         |
| 4.2.       | <i>SAR Scan Procedures.....</i>                                    | 8         |
| 4.3.       | <i>Test Equipment.....</i>   | 10        |
| <b>5.</b>  | <b>Measurement Uncertainty.....</b>                                | <b>10</b> |
| <b>6.</b>  | <b>Device Under Test (DUT) Information .....</b>                   | <b>11</b> |
| 6.1.       | <i>DUT Description .....</i>                                       | 11        |
| 6.2.       | <i>Wireless Technologies.....</i>                                  | 11        |
| 6.3.       | <i>Nominal and Maximum Output Power.....</i>                       | 12        |
| 6.4.       | <i>General LTE SAR Test and Reporting Considerations.....</i>      | 14        |
| 6.5.       | <i>Power Reduction by Proximity Sensing .....</i>                  | 15        |
| 6.5.1.     | <i>Proximity Sensor Triggering Distance (KDB 616217 §6.2).....</i> | 15        |
| 6.5.2.     | <i>Resulting test positions for SAR measurements .....</i>         | 17        |
| <b>7.</b>  | <b>RF Exposure Conditions (Test Configurations).....</b>           | <b>17</b> |
| <b>8.</b>  | <b>Dielectric Property Measurements &amp; System Check .....</b>   | <b>18</b> |
| 8.1.       | <i>Dielectric Property Measurements .....</i>                      | 18        |
| 8.2.       | <i>System Check.....</i>   | 21        |
| <b>9.</b>  | <b>Conducted Output Power Measurements.....</b>                    | <b>23</b> |
| 9.1.       | <i>GSM .....</i>   | 23        |
| 9.2.       | <i>W-CDMA .....</i>  | 25        |
| 9.3.       | <i>LTE.....</i>  | 31        |
| 9.4.       | <i>Wi-Fi 2.4 GHz (DTS Band).....</i>                               | 39        |
| 9.5.       | <i>Bluetooth .....</i>   | 40        |
| <b>10.</b> | <b>Measured and Reported (Scaled) SAR Results.....</b>             | <b>41</b> |
| 10.1.      | <i>GSM850.....</i>   | 43        |
| 10.2.      | <i>GSM1900.....</i>  | 43        |
| 10.3.      | <i>W-CDMA Band II.....</i>   | 43        |
| 10.4.      | <i>W-CDMA Band IV .....</i>  | 44        |
| 10.5.      | <i>W-CDMA Band V .....</i>   | 44        |
| 10.6.      | <i>LTE Band 2 (20MHz Bandwidth) .....</i>                          | 45        |

|                   |   |           |
|-------------------|---|-----------|
| 10.7.             | <i>LTE Band 4 (20MHz Bandwidth)</i> .....                                     | 45        |
| 10.8.             | <i>LTE Band 5 (10MHz Bandwidth)</i> .....                                     | 46        |
| 10.9.             | <i>LTE Band 17 (10MHz Bandwidth)</i> .....                                    | 46        |
| 10.10.            | <i>Wi-Fi (DTS Band)</i> .....   | 47        |
| 10.11.            | <i>Bluetooth</i> .....  | 48        |
| <b>11.</b>        | <b>SAR Measurement Variability</b> .....                                      | <b>49</b> |
| <b>12.</b>        | <b>Simultaneous Transmission SAR Analysis</b> .....                           | <b>50</b> |
| 12.1.             | <i>Sum of the SAR for WWAN &amp; Wi-Fi &amp; BT</i> .....                     | 51        |
| <b>Appendixes</b> | .....   | <b>52</b> |
|                   | <i>4788312331-S1V1 FCC Report SAR_App A_Photos &amp; Ant. Locations</i> ..... | 52        |
|                   | <i>4788312331-S1V1 FCC Report SAR_App B_Highest SAR Test Plots</i> .....      | 52        |
|                   | <i>4788312331-S1V1 FCC Report SAR_App C_System Check Plots</i> .....          | 52        |
|                   | <i>4788312331-S1V1 FCC Report SAR_App D_SAR Tissue Ingredients</i> .....      | 52        |
|                   | <i>4788312331-S1V1 FCC Report SAR_App E_Probe Cal. Certificates</i> .....     | 52        |
|                   | <i>4788312331-S1V1 FCC Report SAR_App F_Dipole Cal. Certificates</i> .....    | 52        |

# 1. Attestation of Test Results

|   |   |   |                |
|---|---|---|----------------|
| Applicant Name  | SAMSUNG ELECTRONICS CO.,LTD.  |   |                |
| FCC ID  | A3LSMG611MT   |   |                |
| Model Number  | SM-G611MT/DS  |   |                |
| Applicable Standards  | FCC 47 CFR § 2.1093<br>Published RF exposure KDB procedures<br>IEEE Std 1528-2013 |   |                |
| <b>SAR Limits (W/Kg)</b>  |   |   |                |
| Exposure Category   | Peak spatial-average(1g of tissue)  | Phablet (10g of tissue)   |                |
| General population / Uncontrolled exposure  | 1.6   | 4.0   |                |
| <b>The Highest Reported SAR (W/kg)</b>  |   |   |                |
| <b>RF Exposure Conditions</b>   | <b>Equipment Class</b>  |   |                |
|   | <b>Licensed</b>   | <b>DTS</b>  | <b>DSS(BT)</b> |
| Head  | 0.42  | 0.68  | 0.24           |
| Body-worn   | 0.50  | 0.13  | N/A            |
| Hotspot   | 0.84  | 0.26  |                |
| Phablet   | N/A   |   |                |
| Simultaneous TX   | Head  | 1.10  | 0.66           |
|   | Body-worn   | 0.63  | N/A            |
|   | Hotspot   | 1.10  |                |
| Date Tested   | 1/22/2018 to 2/5/2018   |   |                |
| Test Results  | Pass  |   |                |
| <p>UL Korea, Ltd. tested the above equipment in accordance with the requirements set forth in the above standards. All indications of Pass/Fail in this report are opinions expressed by UL Korea, Ltd. based on interpretations and/or observations of test results. Measurement Uncertainties were not taken into account and are published for informational purposes only. The test results show that the equipment tested is capable of demonstrating compliance with the requirements as documented in this report.</p> <p><b>Note:</b> The results documented in this report apply only to the tested sample, under the conditions and modes of operation as described herein. This document may not be altered or revised in any way unless done so by UL Korea, Ltd. and all revisions are duly noted in the revisions section. Any alteration of this document not carried out by UL Korea, Ltd. will constitute fraud and shall nullify the document. This report must not be used by the client to claim product certification, approval, or endorsement by IAS, any agency of the Federal Government, or any agency of any government.</p> |   |   |                |
| Approved & Released By:   |   | Prepared By:  |                |
|    |   |  |                |
| Justin Park<br>Lead Test Engineer<br>UL Korea, Ltd. Suwon Laboratory  |   | Sanghwa Lee<br>Laboratory Technician<br>UL Korea, Ltd. Suwon Laboratory             |                |

## 2. Test Specification, Methods and Procedures

The tests documented in this report were performed in accordance with FCC 47 CFR § 2.1093, IEEE STD 1528-2013, the following FCC Published RF exposure [KDB](#) procedures:

- 248227 D01 802.11 Wi-Fi SAR v02r02
- 447498 D01 General RF Exposure Guidance v06
- 648474 D04 Handset SAR v01r03
- 690783 D01 SAR Listings on Grants v01r03
- 865664 D01 SAR measurement 100 MHz to 6 GHz v01r04
- 865664 D02 RF Exposure Reporting v01r02
- 941225 D01 3G SAR Procedures v03r01
- 941225 D05 SAR for LTE Devices v02r05
- 941225 D06 Hotspot Mode v02r01
- 941225 D07 UMPC Mini Tablet v01r02

In addition to the above, the following information was used:

- [TCB workshop](#) October, 2016; Page 7, RF Exposure Procedures (Bluetooth Duty Factor)

## 3. Facilities and Accreditation

The test sites and measurement facilities used to collect data are located at

|            |
|------------|
| Suwon      |
| SAR 1 Room |
| SAR 2 Room |
| SAR 3 Room |

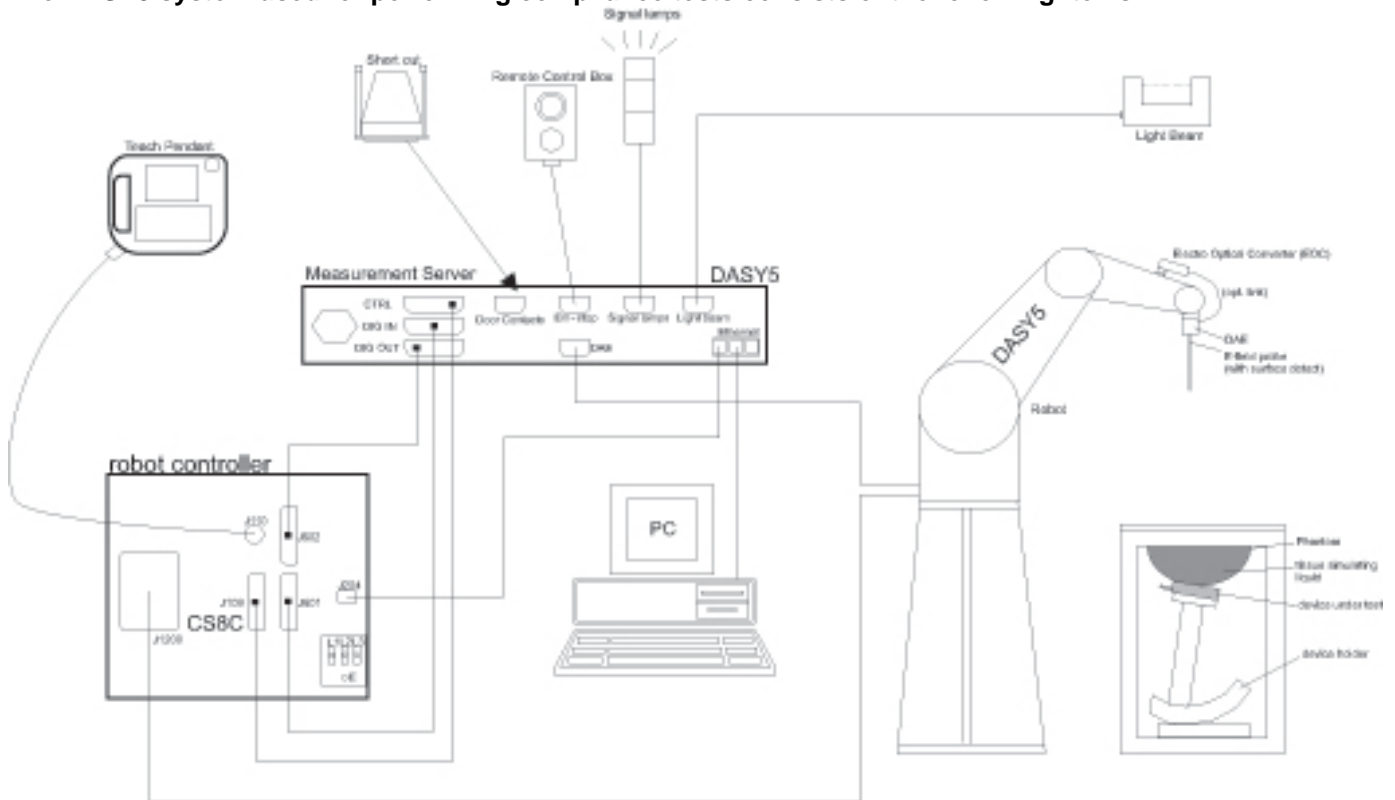
UL Korea, Ltd. is accredited by IAS, Laboratory Code TL-637.

The full scope of accreditation can be viewed at <http://www.iasonline.org/PDF/TL/TL-637.pdf>.

## 4. SAR Measurement System & Test Equipment

### 4.1. SAR Measurement System

The DASY5 system used for performing compliance tests consists of the following items:



- A standard high precision 6-axis robot with controller, teach pendant and software. An arm extension for accommodating the data acquisition electronics (DAE).
- An isotropic Field probe optimized and calibrated for the targeted measurement.
- A data acquisition electronics (DAE) which performs the signal amplification, signal multiplexing, AD-conversion, offset measurements, mechanical surface detection, collision detection, etc. The unit is battery powered with standard or rechargeable batteries. The signal is optically transmitted to the EOC.
- The Electro-optical converter (EOC) performs the conversion from optical to electrical signals for the digital communication to the DAE. To use optical surface detection, a special version of the EOC is required. The EOC signal is transmitted to the measurement server.
- The function of the measurement server is to perform the time critical tasks such as signal filtering, control of the robot operation and fast movement interrupts.
- The Light Beam used is for probe alignment. This improves the (absolute) accuracy of the probe positioning.
- A computer running WinXP or Win7 and the DASY5 software.
- Remote control and teach pendant as well as additional circuitry for robot safety such as warning lamps, etc.
- The phantom, the device holder and other accessories according to the targeted measurement.

## 4.2. SAR Scan Procedures

### Step 1: Power Reference Measurement

The Power Reference Measurement and Power Drift Measurements are for monitoring the power drift of the device under test in the batch process. The minimum distance of probe sensors to surface determines the closest measurement point to phantom surface. The minimum distance of probe sensors to surface is 2.1 mm. This distance cannot be smaller than the distance of sensor calibration points to probe tip as defined in the probe properties.

### Step 2: Area Scan

The Area Scan is used as a fast scan in two dimensions to find the area of high field values, before doing a fine measurement around the hot spot. The sophisticated interpolation routines implemented in DASY software can find the maximum locations even in relatively coarse grids. When an Area Scan has measured all reachable points, it computes the field maximal found in the scanned area, within a range of the global maximum. The range (in dB) is specified in the standards for compliance testing. For example, a 2 dB range is required in IEEE Standard 1528 and IEC 62209 standards, whereby 3 dB is a requirement when compliance is assessed in accordance with the ARIB standard (Japan). If only one Zoom Scan follows the Area Scan, then only the absolute maximum will be taken as reference. For cases where multiple maximums are detected, the number of Zoom Scans has to be increased accordingly.

Area Scan Parameters extracted from KDB 865664 D01 SAR Measurement 100 MHz to 6 GHz

|  | $\leq 3$ GHz   | $> 3$ GHz  |
|--|--|--|
| Maximum distance from closest measurement point (geometric center of probe sensors) to phantom surface | $5 \pm 1$ mm   | $\frac{1}{2} \cdot \delta \cdot \ln(2) \pm 0.5$ mm     |
| Maximum probe angle from probe axis to phantom surface normal at the measurement location              | $30^\circ \pm 1^\circ$   | $20^\circ \pm 1^\circ$                                 |
| Maximum area scan spatial resolution: $\Delta x_{Area}$ , $\Delta y_{Area}$                            | $\leq 2$ GHz: $\leq 15$ mm<br>$2 - 3$ GHz: $\leq 12$ mm  | $3 - 4$ GHz: $\leq 12$ mm<br>$4 - 6$ GHz: $\leq 10$ mm |
|  | When the x or y dimension of the test device, in the measurement plane orientation, is smaller than the above, the measurement resolution must be $\leq$ the corresponding x or y dimension of the test device with at least one measurement point on the test device. |  |

**Step 3: Zoom Scan**

Zoom Scans are used to assess the peak spatial SAR values within a cubic averaging volume containing 1 g and 10 g of simulated tissue. The Zoom Scan measures points (refer to table below) within a cube whose base faces are centered on the maxima found in a preceding area scan job within the same procedure. When the measurement is done, the Zoom Scan evaluates the averaged SAR for 1 g and 10 g and displays these values next to the job's label.

Zoom Scan Parameters extracted from KDB 865664 D01 SAR Measurement 100 MHz to 6 GHz

|  |                                    |  | ≤ 3 GHz  | > 3 GHz   |
|--|------------------------------------|--|--|---|
| Maximum zoom scan spatial resolution: $\Delta x_{Zoom}, \Delta y_{Zoom}$   |                                    |  | ≤ 2 GHz: ≤ 8 mm<br>2 – 3 GHz: ≤ 5 mm*                          | 3 – 4 GHz: ≤ 5 mm*<br>4 – 6 GHz: ≤ 4 mm*                      |
| Maximum zoom scan spatial resolution, normal to phantom surface  | uniform grid: $\Delta z_{Zoom}(n)$ |  | ≤ 5 mm   | 3 – 4 GHz: ≤ 4 mm<br>4 – 5 GHz: ≤ 3 mm<br>5 – 6 GHz: ≤ 2 mm   |
|  | graded grid                        | $\Delta z_{Zoom}(1)$ : between 1 <sup>st</sup> two points closest to phantom surface | ≤ 4 mm   | 3 – 4 GHz: ≤ 3 mm<br>4 – 5 GHz: ≤ 2.5 mm<br>5 – 6 GHz: ≤ 2 mm |
|  |                                    | $\Delta z_{Zoom}(n>1)$ : between subsequent points                                   | ≤ 1.5 · $\Delta z_{Zoom}(n-1)$                                 |   |
| Minimum zoom scan volume   | x, y, z                            | ≥ 30 mm  | 3 – 4 GHz: ≥ 28 mm<br>4 – 5 GHz: ≥ 25 mm<br>5 – 6 GHz: ≥ 22 mm |   |
| Note: $\delta$ is the penetration depth of a plane-wave at normal incidence to the tissue medium; see draft standard IEEE P1528-2011 for details.<br>* When zoom scan is required and the <i>reported</i> SAR from the <i>area scan based 1-g SAR estimation</i> procedures of KDB 447498 is ≤ 1.4 W/kg, ≤ 8 mm, ≤ 7 mm and ≤ 5 mm zoom scan resolution may be applied, respectively, for 2 GHz to 3 GHz, 3 GHz to 4 GHz and 4 GHz to 6 GHz. |                                    |  |  |   |

**Step 4: Power drift measurement**

The Power Drift Measurement measures the field at the same location as the most recent power reference measurement within the same procedure, and with the same settings. The Power Drift Measurement gives the field difference in dB from the reading conducted within the last Power Reference Measurement. This allows a user to monitor the power drift of the device under test within a batch process. The measurement procedure is the same as Step 1.

**Step 5: Z-Scan (FCC only)**

The Z Scan measures points along a vertical straight line. The line runs along the Z-axis of a one-dimensional grid. In order to get a reasonable extrapolation the extrapolated distance should not be larger than the step size in Z-direction.

### 4.3. Test Equipment

The measuring equipment used to perform the tests documented in this report has been calibrated in accordance with the manufacturers' recommendations, and is traceable to recognized national standards.

#### Dielectric Property Measurements

| Name of Equipment         | Manufacturer | Type/Model    | Serial No.    | Cal. Due Date |
|---------------------------|--------------|---------------|---------------|---------------|
| Network Analyzer          | Agilent      | E5071C        | MY46522054    | 8-8-2018      |
| Dielectric Assessment Kit | SPEAG        | DAK-3.5       | 1196          | 8-2-2018      |
| Shorting block            | SPEAG        | DAK-3.5 Short | SM DAK 200 BA | N/A           |
| Thermometer               | LKM          | DTM3000       | 3424          | 8-11-2018     |
| Thermometer               | Lutron       | MHB-382SD     | AH.91478      | 8-10-2018     |

#### System Check

| Name of Equipment                   | Manufacturer | Type/Model            | Serial No. | Cal. Due Date |
|-------------------------------------|--------------|-----------------------|------------|---------------|
| MXG Analog Signal Generator         | Agilent      | N5181A                | MY50145882 | 8-7-2018      |
| Power Sensor                        | Agilent      | U2000A                | MY54260010 | 8-8-2018      |
| Power Sensor                        | Agilent      | U2000A                | MY54260007 | 8-8-2018      |
| Power Amplifier                     | EXODUS       | 1410025-AMP2027-10003 | 10003      | 8-8-2018      |
| Directional Coupler                 | Agilent      | 772D                  | MY52180193 | 8-7-2018      |
| Directional Coupler                 | Agilent      | 778D                  | MY52180432 | 8-7-2018      |
| Low Pass Filter                     | MICROLAB     | LA-15N                | 03943      | 8-7-2018      |
| Low Pass Filter                     | FILTRON      | L14012FL              | 1410003S   | 8-7-2018      |
| Attenuator                          | Agilent      | 8491B/003             | MY39269292 | 8-7-2018      |
| Attenuator                          | Agilent      | 8491B/010             | MY39269315 | 8-7-2018      |
| Attenuator                          | Agilent      | 8491B/020             | MY39269298 | 8-7-2018      |
| E-Field Probe (SAR1)                | SPEAG        | EX3DV4                | 7376       | 8-22-2018     |
| E-Field Probe (SAR3)                | SPEAG        | EX3DV4                | 7314       | 9-28-2018     |
| Data Acquisition Electronics (SAR1) | SPEAG        | DAE4                  | 1468       | 8-22-2018     |
| Data Acquisition Electronics (SAR3) | SPEAG        | DAE4                  | 1494       | 7-20-2018     |
| System Validation Dipole            | SPEAG        | D750V3                | 1122       | 8-30-2017     |
| System Validation Dipole            | SPEAG        | D835V2                | 4d194      | 7-19-2018     |
| System Validation Dipole            | SPEAG        | D1750V2               | 1125       | 8-26-2017     |
| System Validation Dipole            | SPEAG        | D1900V2               | 5d199      | 2-21-2018     |
| System Validation Dipole            | SPEAG        | D2450V2               | 960        | 2-21-2018     |
| Thermometer (SAR1)                  | Lutron       | MHB-382SD             | AH.91463   | 8-10-2018     |
| Thermometer (SAR3)                  | Lutron       | MHB-382SD             | AH.50213   | 8-16-2018     |

#### Others

| Name of Equipment      | Manufacturer | Type/Model | Serial No.  | Cal. Due Date |
|------------------------|--------------|------------|-------------|---------------|
| Base Station Simulator | R & S        | CMW500     | 150313      | 12-08-2018    |
| Base Station Simulator | R & S        | CMW500     | 150314      | 12-05-2018    |
| Bluetooth Tester       | TESCOM       | TC-3000C   | 3000C000546 | 8-7-2018      |

#### Note(s):

Refer to Appendix F that mentioned about justification for Extended SAR Dipole Calibrations(D750V3, SN : 1122 and D1750V2, SN : 1125)

### 5. Measurement Uncertainty

Per KDB 865664 D01 SAR Measurement 100 MHz to 6 GHz, when the highest measured 1-g SAR within a frequency band is < 1.5 W/kg and the measured 10-g SAR within a frequency band is < 3.75 W/kg. The expanded SAR measurement uncertainty must be  $\leq 30\%$ , for a confidence interval of  $k = 2$ . If these conditions are met, extensive SAR measurement uncertainty analysis described in IEEE Std 1528-2013 is not required in SAR reports submitted for equipment approval.

## 6. Device Under Test (DUT) Information

### 6.1. DUT Description

| Device Dimension          | Overall (Length x Width): 151.5 mm x 74.9 mm<br>Overall Diagonal: 162.0 mm<br>Display Diagonal: 139.0 mm  |                     |     |       |   |             |                     |   |             |                 |   |             |     |   |             |     |
|---------------------------|---|---------------------|-----|-------|---|-------------|---------------------|---|-------------|-----------------|---|-------------|-----|---|-------------|-----|
| Back Cover                | <input checked="" type="checkbox"/> The Back Cover is not removable.  |                     |     |       |   |             |                     |   |             |                 |   |             |     |   |             |     |
| Battery Options           | <input checked="" type="checkbox"/> The rechargeable battery is not user accessible   |                     |     |       |   |             |                     |   |             |                 |   |             |     |   |             |     |
| Wireless Router (Hotspot) | Wi-Fi Hotspot mode permits the device to share its cellular data connection with other Wi-Fi-enabled devices.<br><input checked="" type="checkbox"/> Mobile Hotspot (Wi-Fi 2.4 GHz)   |                     |     |       |   |             |                     |   |             |                 |   |             |     |   |             |     |
| Wi-Fi Direct              | Wi-Fi Direct enabled devices transfer data directly between each other<br><input checked="" type="checkbox"/> Wi-Fi Direct (Wi-Fi 2.4 GHz)  |                     |     |       |   |             |                     |   |             |                 |   |             |     |   |             |     |
| Test Sample Information   | <table border="1"> <thead> <tr> <th>No.</th> <th>S/N</th> <th>Notes</th> </tr> </thead> <tbody> <tr> <td>1</td> <td>R38K102WTZW</td> <td>Wi-Fi/BT conduction</td> </tr> <tr> <td>2</td> <td>R38K102W7AW</td> <td>Main conduction</td> </tr> <tr> <td>3</td> <td>R38K102W73R</td> <td>SAR</td> </tr> <tr> <td>4</td> <td>R38K102WFSP</td> <td>SAR</td> </tr> </tbody> </table> | No.                 | S/N | Notes | 1 | R38K102WTZW | Wi-Fi/BT conduction | 2 | R38K102W7AW | Main conduction | 3 | R38K102W73R | SAR | 4 | R38K102WFSP | SAR |
| No.                       | S/N   | Notes               |     |       |   |             |                     |   |             |                 |   |             |     |   |             |     |
| 1                         | R38K102WTZW   | Wi-Fi/BT conduction |     |       |   |             |                     |   |             |                 |   |             |     |   |             |     |
| 2                         | R38K102W7AW   | Main conduction     |     |       |   |             |                     |   |             |                 |   |             |     |   |             |     |
| 3                         | R38K102W73R   | SAR                 |     |       |   |             |                     |   |             |                 |   |             |     |   |             |     |
| 4                         | R38K102WFSP   | SAR                 |     |       |   |             |                     |   |             |                 |   |             |     |   |             |     |

### 6.2. Wireless Technologies

| Wireless technologies  | Frequency bands                                       | Operating mode  |  | Duty Cycle used for SAR testing  |
|--|---|---|--|--|
| GSM  | 850<br>1900   | Voice (GMSK)  | GPRS Multi-Slot Class:   | GSM Voice: 12.5%<br>(E)GPRS: 1 Slot: 12.5%<br>2 Slots: 25%<br>3 Slots: 37.5%<br>4 Slots: 50% |
|  |   | GPRS (GMSK)   | <input type="checkbox"/> Class 8 - 1 Up, 4 Down<br><input type="checkbox"/> Class 10 - 2 Up, 4 Down<br><input type="checkbox"/> Class 12 - 4 Up, 4 Down<br><input checked="" type="checkbox"/> Class 33 - 4 Up, 5 Down |  |
| Does this device support DTM (Dual Transfer Mode)? <input type="checkbox"/> Yes <input checked="" type="checkbox"/> No |   |   |  |  |
| W-CDMA (UMTS)  | Band II<br>Band IV<br>Band V                          | UMTS Rel. 99 (Voice & Data)<br>HSDPA (Release.5)<br>HSUPA (Release.6)<br>HSPA+ (Release.7)<br>DC-HSDPA(Release 8) |  | 100%   |
| LTE  | FDD Band 2<br>FDD Band 4<br>FDD Band 5<br>FDD Band 17 | QPSK<br>16QAM<br><input checked="" type="checkbox"/> Rel. 10 Does not support Carrier Aggregation (CA)            |  | 100%   |
|  |   | Does this device support SV-LTE (1xRTT-LTE)? <input type="checkbox"/> Yes <input checked="" type="checkbox"/> No  |  |  |
| Wi-Fi  | 2.4 GHz   | 802.11b<br>802.11g<br>802.11n (HT20)  |  | 98.9% (802.11b)<br>93.5% (802.11g)<br>93.0% (802.11n HT20)                                   |
| Bluetooth  | 2.4 GHz   | Version 4.1 LE  |  | 76.9% (DH5)  |

**Notes:**

- The Bluetooth protocol is considered source-based averaging. Bluetooth GFSK (DH5) was verified to have the highest duty cycle of 76.9% and was considered and used for SAR Testing. Under LE mode, the duty cycle is at 62.3%.

### 6.3. Nominal and Maximum Output Power

KDB 447498 sec.4.1. at the maximum rated output power and within the tune-up tolerance range specified for the product, but not more than 2 dB lower than the maximum tune-up tolerance limit

| RF Air interface | Mode       | Time Slots | Max. RF Output Power (dBm) |             |
|------------------|------------|------------|----------------------------|-------------|
|                  |            |            | Tune-up Limit              | Frame Power |
| GSM850           | Voice/GPRS | 1          | 33.0                       | 24.0        |
|                  | GPRS       | 2          | 31.0                       | 25.0        |
|                  | GPRS       | 3          | 29.0                       | 24.7        |
|                  | GPRS       | 4          | 28.0                       | 25.0        |
|                  | EGPRS      | 1          | 27.5                       | 18.5        |
|                  | EGPRS      | 2          | 25.5                       | 19.5        |
|                  | EGPRS      | 3          | 23.5                       | 19.2        |
|                  | EGPRS      | 4          | 22.5                       | 19.5        |
| GSM1900          | Voice/GPRS | 1          | 30.0                       | 21.0        |
|                  | GPRS       | 2          | 29.0                       | 23.0        |
|                  | GPRS       | 3          | 26.5                       | 22.2        |
|                  | GPRS       | 4          | 25.5                       | 22.5        |
|                  | EGPRS      | 1          | 26.5                       | 17.5        |
|                  | EGPRS      | 2          | 25.0                       | 19.0        |
|                  | EGPRS      | 3          | 23.5                       | 19.2        |
|                  | EGPRS      | 4          | 22.0                       | 19.0        |

| RF Air interface | Mode     | Max. RF Output Power (dBm) |
|------------------|----------|----------------------------|
| W-CDMA Band II   | R99      | 22.5                       |
|                  | HSDPA    | 22.5                       |
|                  | HSUPA    | 22.5                       |
|                  | DC-HSDPA | 22.5                       |
| W-CDMA Band IV   | R99      | 22.5                       |
|                  | HSDPA    | 22.5                       |
|                  | HSUPA    | 22.5                       |
|                  | DC-HSDPA | 22.5                       |
| W-CDMA Band V    | R99      | 24.5                       |
|                  | HSDPA    | 24.0                       |
|                  | HSUPA    | 24.0                       |
|                  | DC-HSDPA | 24.0                       |

| RF Air interface | Mode | Max. RF Output Power (dBm) |
|------------------|------|----------------------------|
| LTE Band 2       | QPSK | 23.0                       |
| LTE Band 4       | QPSK | 22.5                       |
| LTE Band 5       | QPSK | 24.5                       |
| LTE Band 17      | QPSK | 24.5                       |

#### Notes:

1. LTE QPSK configuration has the highest maximum average output power per 3GPP standard.

| RF Air interface              | Mode         | Max. RF Output Power (dBm) | Reduced RF Output Power (dBm) |
|-------------------------------|--------------|----------------------------|-------------------------------|
| WiFi 2.4 GHz<br>(Ch.1~Ch.11)  | 802.11b      | 17.5                       | 14.5                          |
|                               | 802.11g      | 16.5                       | 14.5                          |
|                               | 802.11n HT20 | 15.5                       | 14.5                          |
| WiFi 2.4 GHz<br>(Ch.12~Ch.13) | 802.11b      | 5.5                        |                               |
|                               | 802.11g      | 0.5                        |                               |
|                               | 802.11n HT20 | 0.5                        |                               |
| Bluetooth                     |              | 10.0                       |                               |
| Bluetooth LE                  |              | 10.0                       |                               |

**Note(s):**

This device uses an independent fixed level power reduction mechanism for WLAN operations during voice or VoIP held to ear scenarios. Per FCC Guidance, the held-to-ear exposure conditions were evaluated at reduced power according to the head SAR positions described in IEEE 1528-2013. Detailed descriptions of the power reduction mechanism are included in the operational description.

### 6.4. General LTE SAR Test and Reporting Considerations

| Item  | Description  |                                  |              |              |              |              |              |            |   |  |  |  |  |  |          |         |         |       |        |        |        |      |     |     |     |      |      |      |     |        |     |     |     |      |      |      |     |        |     |     |     |      |      |      |     |        |     |     |     |      |      |      |     |        |     |     |     |      |      |      |     |         |     |  |  |  |  |  |     |
|---|--|----------------------------------|--------------|--------------|--------------|--------------|--------------|------------|---|--|--|--|--|--|----------|---------|---------|-------|--------|--------|--------|------|-----|-----|-----|------|------|------|-----|--------|-----|-----|-----|------|------|------|-----|--------|-----|-----|-----|------|------|------|-----|--------|-----|-----|-----|------|------|------|-----|--------|-----|-----|-----|------|------|------|-----|---------|-----|--|--|--|--|--|-----|
| Frequency range, Channel Bandwidth, Numbers and Frequencies | Band 2   | Frequency range: 1850 - 1910 MHz |              |              |              |              |              |            |   |  |  |  |  |  |          |         |         |       |        |        |        |      |     |     |     |      |      |      |     |        |     |     |     |      |      |      |     |        |     |     |     |      |      |      |     |        |     |     |     |      |      |      |     |        |     |     |     |      |      |      |     |         |     |  |  |  |  |  |     |
|   |  | Channel Bandwidth                |              |              |              |              |              |            |   |  |  |  |  |  |          |         |         |       |        |        |        |      |     |     |     |      |      |      |     |        |     |     |     |      |      |      |     |        |     |     |     |      |      |      |     |        |     |     |     |      |      |      |     |        |     |     |     |      |      |      |     |         |     |  |  |  |  |  |     |
|   |  | 20 MHz                           | 15 MHz       | 10 MHz       | 5 MHz        | 3 MHz        | 1.4 MHz      |            |   |  |  |  |  |  |          |         |         |       |        |        |        |      |     |     |     |      |      |      |     |        |     |     |     |      |      |      |     |        |     |     |     |      |      |      |     |        |     |     |     |      |      |      |     |        |     |     |     |      |      |      |     |         |     |  |  |  |  |  |     |
|   | Low  | 18700/1860                       | 18675/1857.5 | 18650/1855   | 18625/1852.5 | 18615/1851.5 | 18607/1850.7 |            |   |  |  |  |  |  |          |         |         |       |        |        |        |      |     |     |     |      |      |      |     |        |     |     |     |      |      |      |     |        |     |     |     |      |      |      |     |        |     |     |     |      |      |      |     |        |     |     |     |      |      |      |     |         |     |  |  |  |  |  |     |
|   | Mid  | 18900/1880                       | 18900/1880   | 18900/1880   | 18900/1880   | 18900/1880   | 18900/1880   |            |   |  |  |  |  |  |          |         |         |       |        |        |        |      |     |     |     |      |      |      |     |        |     |     |     |      |      |      |     |        |     |     |     |      |      |      |     |        |     |     |     |      |      |      |     |        |     |     |     |      |      |      |     |         |     |  |  |  |  |  |     |
|   | High   | 19100/1900                       | 19125/1902.5 | 19150/1905   | 19175/1907.5 | 19185/1908.5 | 19193/1909.3 |            |   |  |  |  |  |  |          |         |         |       |        |        |        |      |     |     |     |      |      |      |     |        |     |     |     |      |      |      |     |        |     |     |     |      |      |      |     |        |     |     |     |      |      |      |     |        |     |     |     |      |      |      |     |         |     |  |  |  |  |  |     |
|   | Band 4   | Frequency range: 1710 - 1755 MHz |              |              |              |              |              |            |   |  |  |  |  |  |          |         |         |       |        |        |        |      |     |     |     |      |      |      |     |        |     |     |     |      |      |      |     |        |     |     |     |      |      |      |     |        |     |     |     |      |      |      |     |        |     |     |     |      |      |      |     |         |     |  |  |  |  |  |     |
|   |  | Channel Bandwidth                |              |              |              |              |              |            |   |  |  |  |  |  |          |         |         |       |        |        |        |      |     |     |     |      |      |      |     |        |     |     |     |      |      |      |     |        |     |     |     |      |      |      |     |        |     |     |     |      |      |      |     |        |     |     |     |      |      |      |     |         |     |  |  |  |  |  |     |
|   |  | 20 MHz                           | 15 MHz       | 10 MHz       | 5 MHz        | 3 MHz        | 1.4 MHz      |            |   |  |  |  |  |  |          |         |         |       |        |        |        |      |     |     |     |      |      |      |     |        |     |     |     |      |      |      |     |        |     |     |     |      |      |      |     |        |     |     |     |      |      |      |     |        |     |     |     |      |      |      |     |         |     |  |  |  |  |  |     |
|   | Low  | 20050/1720                       | 20025/1717.5 | 20000/1715   | 19975/1712.5 | 19965/1711.5 | 19957/1710.7 |            |   |  |  |  |  |  |          |         |         |       |        |        |        |      |     |     |     |      |      |      |     |        |     |     |     |      |      |      |     |        |     |     |     |      |      |      |     |        |     |     |     |      |      |      |     |        |     |     |     |      |      |      |     |         |     |  |  |  |  |  |     |
|   | Mid  | 20175/1732.5                     | 20175/1732.5 | 20175/1732.5 | 20175/1732.5 | 20175/1732.5 | 20175/1732.5 |            |   |  |  |  |  |  |          |         |         |       |        |        |        |      |     |     |     |      |      |      |     |        |     |     |     |      |      |      |     |        |     |     |     |      |      |      |     |        |     |     |     |      |      |      |     |        |     |     |     |      |      |      |     |         |     |  |  |  |  |  |     |
|   | High   | 20300/1745                       | 20325/1747.5 | 20350/1750   | 20375/1752.5 | 20385/1753.5 | 20393/1754.3 |            |   |  |  |  |  |  |          |         |         |       |        |        |        |      |     |     |     |      |      |      |     |        |     |     |     |      |      |      |     |        |     |     |     |      |      |      |     |        |     |     |     |      |      |      |     |        |     |     |     |      |      |      |     |         |     |  |  |  |  |  |     |
|   | Band 5   | Frequency range: 824 - 849 MHz   |              |              |              |              |              |            |   |  |  |  |  |  |          |         |         |       |        |        |        |      |     |     |     |      |      |      |     |        |     |     |     |      |      |      |     |        |     |     |     |      |      |      |     |        |     |     |     |      |      |      |     |        |     |     |     |      |      |      |     |         |     |  |  |  |  |  |     |
|   |  | Channel Bandwidth                |              |              |              |              |              |            |   |  |  |  |  |  |          |         |         |       |        |        |        |      |     |     |     |      |      |      |     |        |     |     |     |      |      |      |     |        |     |     |     |      |      |      |     |        |     |     |     |      |      |      |     |        |     |     |     |      |      |      |     |         |     |  |  |  |  |  |     |
|   |  | 20 MHz                           | 15 MHz       | 10 MHz       | 5 MHz        | 3 MHz        | 1.4 MHz      |            |   |  |  |  |  |  |          |         |         |       |        |        |        |      |     |     |     |      |      |      |     |        |     |     |     |      |      |      |     |        |     |     |     |      |      |      |     |        |     |     |     |      |      |      |     |        |     |     |     |      |      |      |     |         |     |  |  |  |  |  |     |
|   | Low  |                                  |              | 20450/829    | 20425/826.5  | 20415/825.5  | 20407/824.7  |            |   |  |  |  |  |  |          |         |         |       |        |        |        |      |     |     |     |      |      |      |     |        |     |     |     |      |      |      |     |        |     |     |     |      |      |      |     |        |     |     |     |      |      |      |     |        |     |     |     |      |      |      |     |         |     |  |  |  |  |  |     |
|   | Mid  |                                  |              | 20525/836.5  | 20525/836.5  | 20525/836.5  | 20525/836.5  |            |   |  |  |  |  |  |          |         |         |       |        |        |        |      |     |     |     |      |      |      |     |        |     |     |     |      |      |      |     |        |     |     |     |      |      |      |     |        |     |     |     |      |      |      |     |        |     |     |     |      |      |      |     |         |     |  |  |  |  |  |     |
|   | High   |                                  |              | 20600/844    | 20625/846.5  | 20635/847.5  | 20643/848.3  |            |   |  |  |  |  |  |          |         |         |       |        |        |        |      |     |     |     |      |      |      |     |        |     |     |     |      |      |      |     |        |     |     |     |      |      |      |     |        |     |     |     |      |      |      |     |        |     |     |     |      |      |      |     |         |     |  |  |  |  |  |     |
|   | Band 17  | Frequency range: 704 - 716 MHz   |              |              |              |              |              |            |   |  |  |  |  |  |          |         |         |       |        |        |        |      |     |     |     |      |      |      |     |        |     |     |     |      |      |      |     |        |     |     |     |      |      |      |     |        |     |     |     |      |      |      |     |        |     |     |     |      |      |      |     |         |     |  |  |  |  |  |     |
|   |  | Channel Bandwidth                |              |              |              |              |              |            |   |  |  |  |  |  |          |         |         |       |        |        |        |      |     |     |     |      |      |      |     |        |     |     |     |      |      |      |     |        |     |     |     |      |      |      |     |        |     |     |     |      |      |      |     |        |     |     |     |      |      |      |     |         |     |  |  |  |  |  |     |
| 20 MHz  |  | 15 MHz                           | 10 MHz       | 5 MHz        | 3 MHz        | 1.4 MHz      |              |            |   |  |  |  |  |  |          |         |         |       |        |        |        |      |     |     |     |      |      |      |     |        |     |     |     |      |      |      |     |        |     |     |     |      |      |      |     |        |     |     |     |      |      |      |     |        |     |     |     |      |      |      |     |         |     |  |  |  |  |  |     |
| Low   |  |                                  | 23780/709    | 23755/706.5  |              |              |              |            |   |  |  |  |  |  |          |         |         |       |        |        |        |      |     |     |     |      |      |      |     |        |     |     |     |      |      |      |     |        |     |     |     |      |      |      |     |        |     |     |     |      |      |      |     |        |     |     |     |      |      |      |     |         |     |  |  |  |  |  |     |
| Mid   |  |                                  | 23790/710    | 23790/710    |              |              |              |            |   |  |  |  |  |  |          |         |         |       |        |        |        |      |     |     |     |      |      |      |     |        |     |     |     |      |      |      |     |        |     |     |     |      |      |      |     |        |     |     |     |      |      |      |     |        |     |     |     |      |      |      |     |         |     |  |  |  |  |  |     |
| High  |  |                                  | 23800/711    | 23825/713.5  |              |              |              |            |   |  |  |  |  |  |          |         |         |       |        |        |        |      |     |     |     |      |      |      |     |        |     |     |     |      |      |      |     |        |     |     |     |      |      |      |     |        |     |     |     |      |      |      |     |        |     |     |     |      |      |      |     |         |     |  |  |  |  |  |     |
| LTE transmitter and antenna implementation                  | Refer to Appendix A.   |                                  |              |              |              |              |              |            |   |  |  |  |  |  |          |         |         |       |        |        |        |      |     |     |     |      |      |      |     |        |     |     |     |      |      |      |     |        |     |     |     |      |      |      |     |        |     |     |     |      |      |      |     |        |     |     |     |      |      |      |     |         |     |  |  |  |  |  |     |
| Maximum power reduction (MPR)                               | <p align="center"><b>Table 6.2.3-1: Maximum Power Reduction (MPR) for Power Class 1, 2 and 3</b></p> <table border="1"> <thead> <tr> <th rowspan="2">Modulation</th> <th colspan="6">Channel bandwidth / Transmission bandwidth (N<sub>RB</sub>)</th> <th rowspan="2">MPR (dB)</th> </tr> <tr> <th>1.4 MHz</th> <th>3.0 MHz</th> <th>5 MHz</th> <th>10 MHz</th> <th>15 MHz</th> <th>20 MHz</th> </tr> </thead> <tbody> <tr> <td>QPSK</td> <td>&gt; 5</td> <td>&gt; 4</td> <td>&gt; 8</td> <td>&gt; 12</td> <td>&gt; 16</td> <td>&gt; 18</td> <td>≤ 1</td> </tr> <tr> <td>16 QAM</td> <td>≤ 5</td> <td>≤ 4</td> <td>≤ 8</td> <td>≤ 12</td> <td>≤ 16</td> <td>≤ 18</td> <td>≤ 1</td> </tr> <tr> <td>16 QAM</td> <td>&gt; 5</td> <td>&gt; 4</td> <td>&gt; 8</td> <td>&gt; 12</td> <td>&gt; 16</td> <td>&gt; 18</td> <td>≤ 2</td> </tr> <tr> <td>64 QAM</td> <td>≤ 5</td> <td>≤ 4</td> <td>≤ 8</td> <td>≤ 12</td> <td>≤ 16</td> <td>≤ 18</td> <td>≤ 2</td> </tr> <tr> <td>64 QAM</td> <td>&gt; 5</td> <td>&gt; 4</td> <td>&gt; 8</td> <td>&gt; 12</td> <td>&gt; 16</td> <td>&gt; 18</td> <td>≤ 3</td> </tr> <tr> <td>256 QAM</td> <td colspan="6">≥ 1</td> <td>≤ 5</td> </tr> </tbody> </table> <p>MPR Built-in by design<br/>                     The manufacturer MPR values are always within the 3GPP maximum MPR allowance but may not follow the default MPR values.<br/>                     A-MPR (additional MPR) was disabled during SAR testing</p> |                                  |              |              |              |              |              | Modulation | Channel bandwidth / Transmission bandwidth (N <sub>RB</sub> ) |  |  |  |  |  | MPR (dB) | 1.4 MHz | 3.0 MHz | 5 MHz | 10 MHz | 15 MHz | 20 MHz | QPSK | > 5 | > 4 | > 8 | > 12 | > 16 | > 18 | ≤ 1 | 16 QAM | ≤ 5 | ≤ 4 | ≤ 8 | ≤ 12 | ≤ 16 | ≤ 18 | ≤ 1 | 16 QAM | > 5 | > 4 | > 8 | > 12 | > 16 | > 18 | ≤ 2 | 64 QAM | ≤ 5 | ≤ 4 | ≤ 8 | ≤ 12 | ≤ 16 | ≤ 18 | ≤ 2 | 64 QAM | > 5 | > 4 | > 8 | > 12 | > 16 | > 18 | ≤ 3 | 256 QAM | ≥ 1 |  |  |  |  |  | ≤ 5 |
| Modulation  | Channel bandwidth / Transmission bandwidth (N <sub>RB</sub> )  |                                  |              |              |              |              | MPR (dB)     |            |   |  |  |  |  |  |          |         |         |       |        |        |        |      |     |     |     |      |      |      |     |        |     |     |     |      |      |      |     |        |     |     |     |      |      |      |     |        |     |     |     |      |      |      |     |        |     |     |     |      |      |      |     |         |     |  |  |  |  |  |     |
|   | 1.4 MHz  | 3.0 MHz                          | 5 MHz        | 10 MHz       | 15 MHz       | 20 MHz       |              |            |   |  |  |  |  |  |          |         |         |       |        |        |        |      |     |     |     |      |      |      |     |        |     |     |     |      |      |      |     |        |     |     |     |      |      |      |     |        |     |     |     |      |      |      |     |        |     |     |     |      |      |      |     |         |     |  |  |  |  |  |     |
| QPSK  | > 5  | > 4                              | > 8          | > 12         | > 16         | > 18         | ≤ 1          |            |   |  |  |  |  |  |          |         |         |       |        |        |        |      |     |     |     |      |      |      |     |        |     |     |     |      |      |      |     |        |     |     |     |      |      |      |     |        |     |     |     |      |      |      |     |        |     |     |     |      |      |      |     |         |     |  |  |  |  |  |     |
| 16 QAM  | ≤ 5  | ≤ 4                              | ≤ 8          | ≤ 12         | ≤ 16         | ≤ 18         | ≤ 1          |            |   |  |  |  |  |  |          |         |         |       |        |        |        |      |     |     |     |      |      |      |     |        |     |     |     |      |      |      |     |        |     |     |     |      |      |      |     |        |     |     |     |      |      |      |     |        |     |     |     |      |      |      |     |         |     |  |  |  |  |  |     |
| 16 QAM  | > 5  | > 4                              | > 8          | > 12         | > 16         | > 18         | ≤ 2          |            |   |  |  |  |  |  |          |         |         |       |        |        |        |      |     |     |     |      |      |      |     |        |     |     |     |      |      |      |     |        |     |     |     |      |      |      |     |        |     |     |     |      |      |      |     |        |     |     |     |      |      |      |     |         |     |  |  |  |  |  |     |
| 64 QAM  | ≤ 5  | ≤ 4                              | ≤ 8          | ≤ 12         | ≤ 16         | ≤ 18         | ≤ 2          |            |   |  |  |  |  |  |          |         |         |       |        |        |        |      |     |     |     |      |      |      |     |        |     |     |     |      |      |      |     |        |     |     |     |      |      |      |     |        |     |     |     |      |      |      |     |        |     |     |     |      |      |      |     |         |     |  |  |  |  |  |     |
| 64 QAM  | > 5  | > 4                              | > 8          | > 12         | > 16         | > 18         | ≤ 3          |            |   |  |  |  |  |  |          |         |         |       |        |        |        |      |     |     |     |      |      |      |     |        |     |     |     |      |      |      |     |        |     |     |     |      |      |      |     |        |     |     |     |      |      |      |     |        |     |     |     |      |      |      |     |         |     |  |  |  |  |  |     |
| 256 QAM   | ≥ 1  |                                  |              |              |              |              | ≤ 5          |            |   |  |  |  |  |  |          |         |         |       |        |        |        |      |     |     |     |      |      |      |     |        |     |     |     |      |      |      |     |        |     |     |     |      |      |      |     |        |     |     |     |      |      |      |     |        |     |     |     |      |      |      |     |         |     |  |  |  |  |  |     |
| Power reduction   | No   |                                  |              |              |              |              |              |            |   |  |  |  |  |  |          |         |         |       |        |        |        |      |     |     |     |      |      |      |     |        |     |     |     |      |      |      |     |        |     |     |     |      |      |      |     |        |     |     |     |      |      |      |     |        |     |     |     |      |      |      |     |         |     |  |  |  |  |  |     |
| Spectrum plots for RB configurations                        | A properly configured base station simulator was used for the SAR and power measurements; therefore, spectrum plots for each RB allocation and offset configuration are not included in the SAR report.  |                                  |              |              |              |              |              |            |   |  |  |  |  |  |          |         |         |       |        |        |        |      |     |     |     |      |      |      |     |        |     |     |     |      |      |      |     |        |     |     |     |      |      |      |     |        |     |     |     |      |      |      |     |        |     |     |     |      |      |      |     |         |     |  |  |  |  |  |     |

**Notes:**

- SAR Testing for LTE was performed with the same number of RB and RB offsets transmitting on all TTI frames (maximum TTI).

## 6.5. Power Reduction by Proximity Sensing

### 6.5.1. Proximity Sensor Triggering Distance (KDB 616217 §6.2)

Front of the DUT was placed directly below the flat phantom. The DUT was moved toward the phantom in accordance with the steps outlined in KDB 616217 §6.2 to determine the trigger distance for enabling power reduction. The DUT was moved away from the phantom to determine the trigger distance for resuming full power.

The DUT featured a visual indicator on its display that showed the status of the proximity sensor (Triggered or not triggered). This was used to determine the status of the sensor during the proximity sensor assessment as monitoring the output power directly was not practical without affecting the measurement.

It was confirmed separately that the output power was altered according to the proximity sensor status indication. This was achieved by observing the proximity sensor status at the same time as monitoring the conducted power. Section 9 contains both the full and reduced conducted power measurements.



**Proximity Sensor Trigger Distance Assessment  
KDB 616217 §6.2, Front**

#### LEGEND

- Direction of DUT travel for determination of power reduction triggering point
- ← Direction of DUT travel for determination of full power resumption triggering point

#### Summary of Trigger Distances

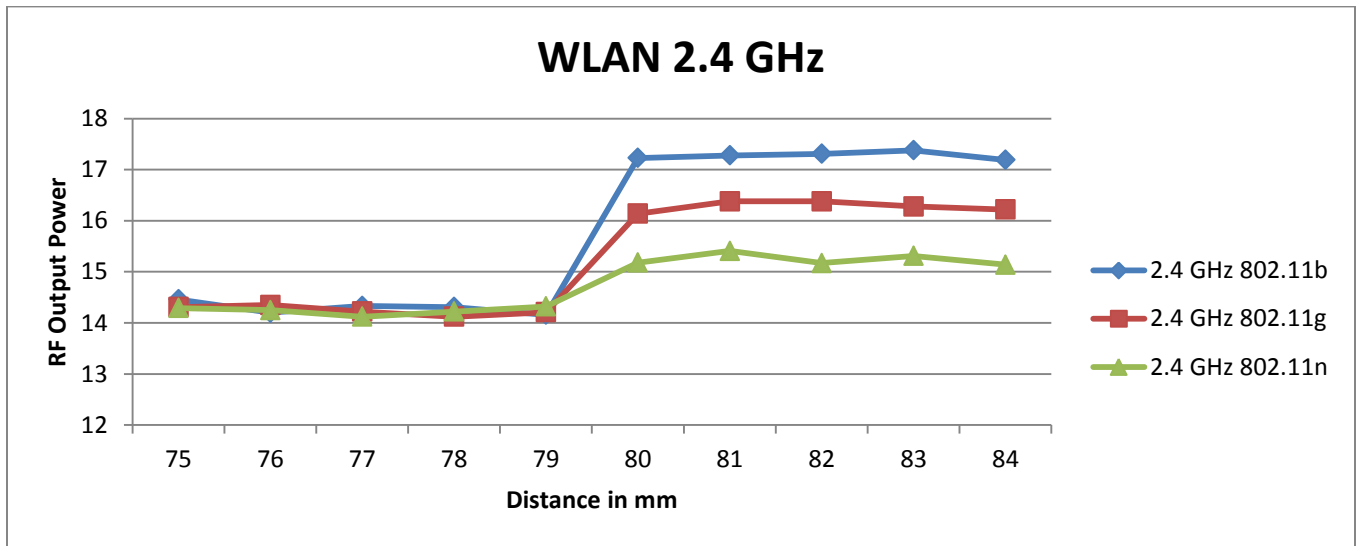
| Tissue simulating liquid | Trigger distance - Front |                     |
|--------------------------|--------------------------|---------------------|
|                          | Moving toward phantom    | Moving from phantom |
| 2450 Head                | 70 mm                    | 79 mm               |

**Proximity Sensor Triggering Distance Measurement Results**

**WLAN 2.4 GHz**

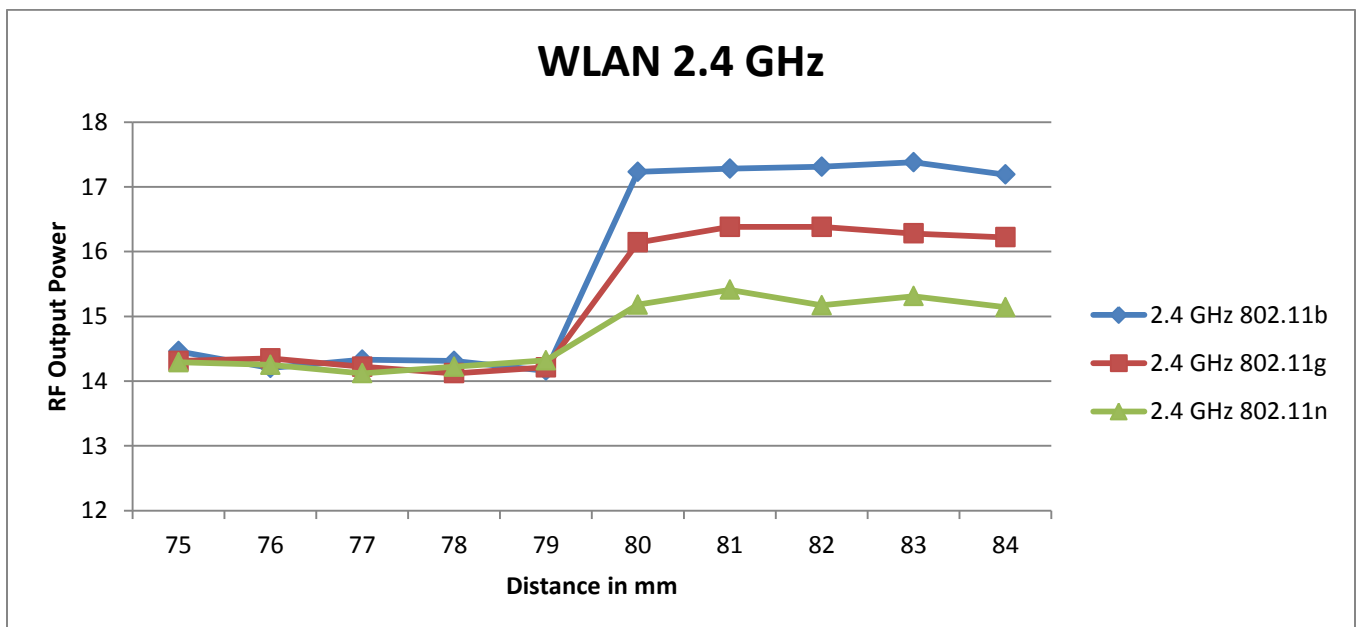
Front, DUT Moving Toward (Trigger) from the Phantom

| Distance to DUT vs. Output Power in dBm |      |      |      |      |      |      |      |      |      |      |
|---|------|------|------|------|------|------|------|------|------|------|
| Distance                                | 66   | 67   | 68   | 69   | 70   | 73   | 76   | 79   | 82   | 85   |
| 2.4 GHz 802.11b                         | 14.3 | 14.2 | 14.3 | 14.2 | 14.3 | 17.4 | 17.2 | 17.2 | 17.2 | 17.3 |
| 2.4 GHz 802.11g                         | 14.2 | 14.2 | 14.2 | 14.3 | 14.2 | 16.1 | 16.2 | 16.4 | 16.3 | 16.3 |
| 2.4 GHz 802.11n                         | 14.3 | 14.1 | 14.3 | 14.2 | 14.1 | 15.2 | 15.2 | 15.3 | 15.3 | 15.4 |



Front, DUT Moving Away (Release) from the Phantom

| Distance to DUT vs. Output Power in dBm |      |      |      |      |      |      |      |      |      |      |
|---|------|------|------|------|------|------|------|------|------|------|
| Distance (mm)                           | 75   | 76   | 77   | 78   | 79   | 80   | 81   | 82   | 83   | 84   |
| 2.4 GHz 802.11b                         | 14.5 | 14.2 | 14.3 | 14.3 | 14.2 | 17.2 | 17.3 | 17.3 | 17.4 | 17.2 |
| 2.4 GHz 802.11g                         | 14.3 | 14.4 | 14.2 | 14.1 | 14.2 | 16.1 | 16.4 | 16.4 | 16.3 | 16.2 |
| 2.4 GHz 802.11n                         | 14.3 | 14.3 | 14.1 | 14.2 | 14.3 | 15.2 | 15.4 | 15.2 | 15.3 | 15.1 |



### 6.5.2. Resulting test positions for SAR measurements

| Wireless technologies | DUT Position | §6.2 Triggering Distance | §6.3 Coverage | §6.4 Tilt Angle | Worst case distance for SAR |
|-----------------------|--------------|--------------------------|---------------|-----------------|-----------------------------|
| WLAN                  | Front        | 70 mm                    | N/A           | N/A             | 69 mm                       |

**Notes:**

Worst case distance for SAR is not considered for body exposure condition. Because Power reduction is applied only voice or VoIP held to ear scenarios.

## 7. RF Exposure Conditions (Test Configurations)

Refer to Appendix A for the specific details of the antenna-to-antenna and antenna-to-edge(s) distances.

| Wireless technologies | RF Exposure Conditions | DUT-to-User Separation | Test Position    | Antenna-to-edge/surface | SAR Required | Note |
|-----------------------|------------------------|------------------------|------------------|-------------------------|--------------|------|
| WWAN                  | Head                   | 0 mm                   | Left Touch       | N/A                     | Yes          |      |
|                       |                        |                        | Left Tilt (15°)  | N/A                     | Yes          |      |
|                       |                        |                        | Right Touch      | N/A                     | Yes          |      |
|                       |                        |                        | Right Tilt (15°) | N/A                     | Yes          |      |
|                       | Body                   | 15 mm                  | Rear             | N/A                     | Yes          |      |
|                       |                        |                        | Front            | N/A                     | Yes          |      |
|                       | Hotspot                | 10 mm                  | Rear             | < 25 mm                 | Yes          |      |
|                       |                        |                        | Front            | < 25 mm                 | Yes          |      |
|                       |                        |                        | Edge 1 (Top)     | > 25 mm                 | No           | 1    |
|                       |                        |                        | Edge 2 (Right)   | < 25 mm                 | Yes          |      |
|                       |                        |                        | Edge 3 (Bottom)  | < 25 mm                 | Yes          |      |
|                       |                        |                        | Edge 4 (Left)    | < 25 mm                 | Yes          |      |
| WLAN                  | Head                   | 0 mm                   | Left Touch       | N/A                     | Yes          |      |
|                       |                        |                        | Left Tilt (15°)  | N/A                     | Yes          |      |
|                       |                        |                        | Right Touch      | N/A                     | Yes          |      |
|                       |                        |                        | Right Tilt (15°) | N/A                     | Yes          |      |
|                       | Body                   | 15 mm                  | Rear             | N/A                     | Yes          |      |
|                       |                        |                        | Front            | N/A                     | Yes          |      |
|                       | Hotspot / Wi-Fi Direct | 10 mm                  | Rear             | < 25 mm                 | Yes          |      |
|                       |                        |                        | Front            | < 25 mm                 | Yes          |      |
|                       |                        |                        | Edge 1 (Top)     | < 25 mm                 | Yes          |      |
|                       |                        |                        | Edge 2 (Right)   | > 25 mm                 | No           | 1    |
|                       |                        |                        | Edge 3 (Bottom)  | > 25 mm                 | No           | 1    |
|                       |                        |                        | Edge 4 (Left)    | < 25 mm                 | Yes          |      |

**Notes:**

- SAR is not required because the distance from the antenna to the edge is > 25 mm as per KDB 941225 D06 Hot Spot SAR.
- When Hotspot Mode is not supported, 10-g Phablet SAR is required for all surfaces and edges with an antenna located at ≤ 25 mm from that surface or edge in direct contact with a flat phantom, to address interactive hand use exposure conditions.
- When hotspot mode applies, 10-g Phablet SAR is required only for the surfaces and edges with hotspot mode 1-g reported SAR > 1.2 W/kg. When hotspot mode does not apply, 10-g Phablet SAR is required for all surfaces and Edges within 25mm of the antenna.

## 8. Dielectric Property Measurements & System Check

### 8.1. Dielectric Property Measurements

The temperature of the tissue-equivalent medium used during measurement must also be within 18°C to 25°C and within  $\pm 2^\circ\text{C}$  of the temperature when the tissue parameters are characterized.

The dielectric parameters must be measured before the tissue-equivalent medium is used in a series of SAR measurements. The parameters should be re-measured after each 3 – 4 days of use; or earlier if the dielectric parameters can become out of tolerance; for example, when the parameters are marginal at the beginning of the measurement series.

Tissue dielectric parameters were measured at the low, middle and high frequency of each operating frequency range of the test device.

#### Tissue Dielectric Parameters

FCC KDB 865664 D01 SAR Measurement 100 MHz to 6 GHz

| Target Frequency (MHz) | Head         |                | Body         |                |
|------------------------|--------------|----------------|--------------|----------------|
|                        | $\epsilon_r$ | $\sigma$ (S/m) | $\epsilon_r$ | $\sigma$ (S/m) |
| 150                    | 52.3         | 0.76           | 61.9         | 0.80           |
| 300                    | 45.3         | 0.87           | 58.2         | 0.92           |
| 450                    | 43.5         | 0.87           | 56.7         | 0.94           |
| 835                    | 41.5         | 0.90           | 55.2         | 0.97           |
| 900                    | 41.5         | 0.97           | 55.0         | 1.05           |
| 915                    | 41.5         | 0.98           | 55.0         | 1.06           |
| 1450                   | 40.5         | 1.20           | 54.0         | 1.30           |
| 1610                   | 40.3         | 1.29           | 53.8         | 1.40           |
| 1800 – 2000            | 40.0         | 1.40           | 53.3         | 1.52           |
| 2450                   | 39.2         | 1.80           | 52.7         | 1.95           |
| 3000                   | 38.5         | 2.40           | 52.0         | 2.73           |
| 5000                   | 36.2         | 4.45           | 49.3         | 5.07           |
| 5100                   | 36.1         | 4.55           | 49.1         | 5.18           |
| 5200                   | 36.0         | 4.66           | 49.0         | 5.30           |
| 5300                   | 35.9         | 4.76           | 48.9         | 5.42           |
| 5400                   | 35.8         | 4.86           | 48.7         | 5.53           |
| 5500                   | 35.6         | 4.96           | 48.6         | 5.65           |
| 5600                   | 35.5         | 5.07           | 48.5         | 5.77           |
| 5700                   | 35.4         | 5.17           | 48.3         | 5.88           |
| 5800                   | 35.3         | 5.27           | 48.2         | 6.00           |

#### IEEE Std 1528-2013

Refer to Table 3 within the IEEE Std 1528-2013

**Dielectric Property Measurements Results:**

**SAR 1 Room**

| Date      | Freq. (MHz) | Liquid Parameters |         | Measured                                | Target | Delta (%) | Limit ±(%) |   |
|-----------|-------------|-------------------|---------|---|--------|-----------|------------|---|
| 1-23-2018 | Body 835    | e'                | 53.2000 | Relative Permittivity ( $\epsilon_r$ ): | 53.20  | 55.20     | -3.62      | 5 |
|           |             | e"                | 21.2400 | Conductivity ( $\sigma$ ):              | 0.99   | 0.97      | 1.66       | 5 |
|           | Body 820    | e'                | 53.3100 | Relative Permittivity ( $\epsilon_r$ ): | 53.31  | 55.28     | -3.56      | 5 |
|           |             | e"                | 21.3100 | Conductivity ( $\sigma$ ):              | 0.97   | 0.97      | 0.33       | 5 |
|           | Body 850    | e'                | 53.1300 | Relative Permittivity ( $\epsilon_r$ ): | 53.13  | 55.16     | -3.68      | 5 |
|           |             | e"                | 21.2000 | Conductivity ( $\sigma$ ):              | 1.00   | 0.99      | 1.50       | 5 |
| 1-26-2018 | Body 750    | e'                | 53.9700 | Relative Permittivity ( $\epsilon_r$ ): | 53.97  | 55.55     | -2.84      | 5 |
|           |             | e"                | 23.0900 | Conductivity ( $\sigma$ ):              | 0.96   | 0.96      | -0.02      | 5 |
|           | Body 700    | e'                | 54.4800 | Relative Permittivity ( $\epsilon_r$ ): | 54.48  | 55.74     | -2.26      | 5 |
|           |             | e"                | 23.5000 | Conductivity ( $\sigma$ ):              | 0.91   | 0.96      | -4.65      | 5 |
|           | Body 790    | e'                | 53.5500 | Relative Permittivity ( $\epsilon_r$ ): | 53.55  | 55.39     | -3.33      | 5 |
|           |             | e"                | 22.7400 | Conductivity ( $\sigma$ ):              | 1.00   | 0.97      | 3.39       | 5 |
| 1-29-2018 | Head 750    | e'                | 41.9000 | Relative Permittivity ( $\epsilon_r$ ): | 41.90  | 41.96     | -0.15      | 5 |
|           |             | e"                | 21.5800 | Conductivity ( $\sigma$ ):              | 0.90   | 0.89      | 0.77       | 5 |
|           | Head 700    | e'                | 42.5900 | Relative Permittivity ( $\epsilon_r$ ): | 42.59  | 42.22     | 0.88       | 5 |
|           |             | e"                | 21.8200 | Conductivity ( $\sigma$ ):              | 0.85   | 0.89      | -4.49      | 5 |
|           | Head 790    | e'                | 41.3900 | Relative Permittivity ( $\epsilon_r$ ): | 41.39  | 41.76     | -0.88      | 5 |
|           |             | e"                | 21.3200 | Conductivity ( $\sigma$ ):              | 0.94   | 0.90      | 4.50       | 5 |
| 1-30-2018 | Head 835    | e'                | 40.0400 | Relative Permittivity ( $\epsilon_r$ ): | 40.04  | 41.50     | -3.52      | 5 |
|           |             | e"                | 19.3100 | Conductivity ( $\sigma$ ):              | 0.90   | 0.90      | -0.38      | 5 |
|           | Head 820    | e'                | 40.2300 | Relative Permittivity ( $\epsilon_r$ ): | 40.23  | 41.60     | -3.30      | 5 |
|           |             | e"                | 19.3600 | Conductivity ( $\sigma$ ):              | 0.88   | 0.90      | -1.75      | 5 |
|           | Head 850    | e'                | 39.8500 | Relative Permittivity ( $\epsilon_r$ ): | 39.85  | 41.50     | -3.98      | 5 |
|           |             | e"                | 19.2700 | Conductivity ( $\sigma$ ):              | 0.91   | 0.92      | -0.46      | 5 |
| 2-1-2018  | Head 1750   | e'                | 39.7500 | Relative Permittivity ( $\epsilon_r$ ): | 39.75  | 40.08     | -0.83      | 5 |
|           |             | e"                | 13.7000 | Conductivity ( $\sigma$ ):              | 1.33   | 1.37      | -2.62      | 5 |
|           | Head 1710   | e'                | 39.9000 | Relative Permittivity ( $\epsilon_r$ ): | 39.90  | 40.15     | -0.61      | 5 |
|           |             | e"                | 13.6700 | Conductivity ( $\sigma$ ):              | 1.30   | 1.35      | -3.46      | 5 |
|           | Head 1755   | e'                | 39.7300 | Relative Permittivity ( $\epsilon_r$ ): | 39.73  | 40.08     | -0.87      | 5 |
|           |             | e"                | 13.7000 | Conductivity ( $\sigma$ ):              | 1.34   | 1.37      | -2.54      | 5 |
| 2-2-2018  | Head 2450   | e'                | 38.5000 | Relative Permittivity ( $\epsilon_r$ ): | 38.50  | 39.20     | -1.79      | 5 |
|           |             | e"                | 13.4000 | Conductivity ( $\sigma$ ):              | 1.83   | 1.80      | 1.41       | 5 |
|           | Head 2400   | e'                | 38.6800 | Relative Permittivity ( $\epsilon_r$ ): | 38.68  | 39.30     | -1.57      | 5 |
|           |             | e"                | 13.2500 | Conductivity ( $\sigma$ ):              | 1.77   | 1.75      | 0.94       | 5 |
|           | Head 2480   | e'                | 38.3900 | Relative Permittivity ( $\epsilon_r$ ): | 38.39  | 39.16     | -1.97      | 5 |
|           |             | e"                | 13.5000 | Conductivity ( $\sigma$ ):              | 1.86   | 1.83      | 1.59       | 5 |
| 2-5-2018  | Head 2450   | e'                | 37.6300 | Relative Permittivity ( $\epsilon_r$ ): | 37.63  | 39.20     | -4.01      | 5 |
|           |             | e"                | 13.5400 | Conductivity ( $\sigma$ ):              | 1.84   | 1.80      | 2.47       | 5 |
|           | Head 2400   | e'                | 37.8353 | Relative Permittivity ( $\epsilon_r$ ): | 37.84  | 39.30     | -3.72      | 5 |
|           |             | e"                | 13.3959 | Conductivity ( $\sigma$ ):              | 1.79   | 1.75      | 2.06       | 5 |
|           | Head 2480   | e'                | 37.4994 | Relative Permittivity ( $\epsilon_r$ ): | 37.50  | 39.16     | -4.25      | 5 |
|           |             | e"                | 13.6245 | Conductivity ( $\sigma$ ):              | 1.88   | 1.83      | 2.53       | 5 |

**SAR 3 Room**

| Date      | Freq. (MHz) | Liquid Parameters |         | Measured                                 | Target | Delta (%) | Limit ±(%) |   |
|-----------|-------------|-------------------|---------|--|--------|-----------|------------|---|
| 1-29-2018 | Body 1750   | e'                | 53.7200 | Relative Permittivity (ε <sub>r</sub> ): | 53.72  | 53.44     | 0.52       | 5 |
|           |             | e"                | 14.7300 | Conductivity (σ):                        | 1.43   | 1.49      | -3.56      | 5 |
|           | Body 1710   | e'                | 53.8500 | Relative Permittivity (ε <sub>r</sub> ): | 53.85  | 53.54     | 0.57       | 5 |
|           |             | e"                | 14.7100 | Conductivity (σ):                        | 1.40   | 1.46      | -4.30      | 5 |
|           | Body 1755   | e'                | 53.7000 | Relative Permittivity (ε <sub>r</sub> ): | 53.70  | 53.43     | 0.51       | 5 |
|           |             | e"                | 14.7300 | Conductivity (σ):                        | 1.44   | 1.49      | -3.48      | 5 |
| 1-29-2018 | Body 1900   | e'                | 53.1900 | Relative Permittivity (ε <sub>r</sub> ): | 53.19  | 53.30     | -0.21      | 5 |
|           |             | e"                | 14.9200 | Conductivity (σ):                        | 1.58   | 1.52      | 3.70       | 5 |
|           | Body 1850   | e'                | 53.3800 | Relative Permittivity (ε <sub>r</sub> ): | 53.38  | 53.30     | 0.15       | 5 |
|           |             | e"                | 14.8300 | Conductivity (σ):                        | 1.53   | 1.52      | 0.36       | 5 |
|           | Body 1910   | e'                | 53.1500 | Relative Permittivity (ε <sub>r</sub> ): | 53.15  | 53.30     | -0.28      | 5 |
|           |             | e"                | 14.9500 | Conductivity (σ):                        | 1.59   | 1.52      | 4.46       | 5 |
| 2-2-2018  | Head 1900   | e'                | 39.4600 | Relative Permittivity (ε <sub>r</sub> ): | 39.46  | 40.00     | -1.35      | 5 |
|           |             | e"                | 13.3300 | Conductivity (σ):                        | 1.41   | 1.40      | 0.59       | 5 |
|           | Head 1850   | e'                | 39.7000 | Relative Permittivity (ε <sub>r</sub> ): | 39.70  | 40.00     | -0.75      | 5 |
|           |             | e"                | 13.1800 | Conductivity (σ):                        | 1.36   | 1.40      | -3.16      | 5 |
|           | Head 1910   | e'                | 39.4200 | Relative Permittivity (ε <sub>r</sub> ): | 39.42  | 40.00     | -1.45      | 5 |
|           |             | e"                | 13.3600 | Conductivity (σ):                        | 1.42   | 1.40      | 1.35       | 5 |
| 2-2-2018  | Body 2450   | e'                | 51.9300 | Relative Permittivity (ε <sub>r</sub> ): | 51.93  | 52.70     | -1.46      | 5 |
|           |             | e"                | 14.3900 | Conductivity (σ):                        | 1.96   | 1.95      | 0.53       | 5 |
|           | Body 2400   | e'                | 52.1100 | Relative Permittivity (ε <sub>r</sub> ): | 52.11  | 52.77     | -1.26      | 5 |
|           |             | e"                | 14.1700 | Conductivity (σ):                        | 1.89   | 1.90      | -0.37      | 5 |
|           | Body 2480   | e'                | 51.8400 | Relative Permittivity (ε <sub>r</sub> ): | 51.84  | 52.66     | -1.56      | 5 |
|           |             | e"                | 14.5400 | Conductivity (σ):                        | 2.01   | 1.99      | 0.64       | 5 |

## 8.2. System Check

SAR system verification is required to confirm measurement accuracy, according to the tissue dielectric media, probe calibration points and other system operating parameters required for measuring the SAR of a test device. The system verification must be performed for each frequency band and within the valid range of each probe calibration point required for testing the device. The same SAR probe(s) and tissue-equivalent media combinations used with each specific SAR system for system verification must be used for device testing. When multiple probe calibration points are required to cover substantially large transmission bands, independent system verifications are required for each probe calibration point. A system verification must be performed before each series of SAR measurements using the same probe calibration point and tissue-equivalent medium. Additional system verification should be considered according to the conditions of the tissue-equivalent medium and measured tissue dielectric parameters, typically every three to four days when the liquid parameters are re-measured or sooner when marginal liquid parameters are used at the beginning of a series of measurements.

### System Performance Check Measurement Conditions:

- The measurements were performed in the flat section of the TWIN SAM or ELI phantom, shell thickness: 2.0 ±0.2 mm (bottom plate) filled with Body or Head simulating liquid of the following parameters.
- The depth of tissue-equivalent liquid in a phantom must be ≥ 15.0 cm for SAR measurements ≤ 3 GHz and ≥ 10.0 cm for measurements > 3 GHz.
- The DASY system with an E-Field Probe was used for the measurements.
- The dipole was mounted on the small tripod so that the dipole feed point was positioned below the center marking of the flat phantom section and the dipole was oriented parallel to the body axis (the long side of the phantom). The standard measuring distance was 10 mm (above 1 GHz) and 15 mm (below 1 GHz) from dipole center to the simulating liquid surface.
- The coarse grid with a grid spacing of 15 mm was aligned with the dipole.  
For 5 GHz band - The coarse grid with a grid spacing of 10 mm was aligned with the dipole.
- Special 7x7x7 (below 3 GHz) and/or 8x8x7 (above 3 GHz) fine cube was chosen for the cube.
- Distance between probe sensors and phantom surface was set to 2.5 mm.  
For 5 GHz band - Distance between probe sensors and phantom surface was set to 1.4 mm
- The dipole input power (forward power) was 100 mW.
- The results are normalized to 1 W input power.

### Reference Target SAR Values

The reference SAR values can be obtained from the calibration certificate of system validation dipoles.

| System Dipole | Serial No. | Cal. Date | Freq. (MHz) | Target SAR Values (W/kg) |       |       |
|---------------|------------|-----------|-------------|--------------------------|-------|-------|
|               |            |           |             | 1g/10g                   | Head  | Body  |
| D750V3        | 1122       | 8-30-2016 | 750         | 1g                       | 8.32  | 8.69  |
|               |            |           |             | 10g                      | 5.41  | 5.72  |
| D835V2        | 4d194      | 7-19-2017 | 835         | 1g                       | 9.33  | 9.30  |
|               |            |           |             | 10g                      | 6.03  | 6.09  |
| D1750V2       | 1125       | 8-26-2016 | 1750        | 1g                       | 36.90 | 37.20 |
|               |            |           |             | 10g                      | 19.50 | 19.80 |
| D1900V2       | 5d199      | 2-21-2017 | 1900        | 1g                       | 41.30 | 40.40 |
|               |            |           |             | 10g                      | 21.40 | 21.30 |
| D2450V2       | 960        | 2-21-2017 | 2450        | 1g                       | 52.90 | 50.90 |
|               |            |           |             | 10g                      | 24.70 | 23.80 |

#### Note(s):

Refer to Appendix F that mentioned about justification for Extended SAR Dipole Calibrations(D750V3, SN : 1122 and D1750V2, SN : 1125)

**System Check Results**

The 1-g and 10-g SAR measured with a reference dipole, using the required tissue-equivalent medium at the test frequency, must be within 10% of the manufacturer calibrated dipole SAR target.

**SAR 1 Room**

| Date Tested | System Dipole |          | T.S. Liquid | Measured Results    |                  | Target (Ref. Value) | Delta $\pm 10\%$ | Plot No. |      |
|-------------|---------------|----------|-------------|---------------------|------------------|---------------------|------------------|----------|------|
|             | Type          | Serial # |             | Zoom Scan to 100 mW | Normalize to 1 W |                     |                  |          |      |
| 1-23-2018   | D835V2        | 4d194    | Body        | 1g                  | 1.00             | 9.98                | 9.30             | 7.31     | 1, 2 |
|             |               |          |             | 10g                 | 0.66             | 6.56                | 6.09             | 7.72     |      |
| 1-26-2018   | D750V3        | 1122     | Body        | 1g                  | 0.88             | 8.80                | 8.69             | 1.27     |      |
|             |               |          |             | 10g                 | 0.59             | 5.88                | 5.72             | 2.80     |      |
| 1-29-2018   | D750V3        | 1122     | Head        | 1g                  | 0.78             | 7.81                | 8.32             | -6.13    | 3, 4 |
|             |               |          |             | 10g                 | 0.52             | 5.17                | 5.41             | -4.44    |      |
| 1-30-2018   | D835V2        | 4d194    | Head        | 1g                  | 0.96             | 9.55                | 9.33             | 2.36     |      |
|             |               |          |             | 10g                 | 0.63             | 6.28                | 6.03             | 4.15     |      |
| 2-1-2018    | D1750V2       | 1125     | Head        | 1g                  | 3.51             | 35.10               | 36.90            | -4.88    | 5, 6 |
|             |               |          |             | 10g                 | 1.84             | 18.40               | 19.50            | -5.64    |      |
| 2-2-2018    | D2450V2       | 960      | Head        | 1g                  | 5.15             | 51.50               | 52.90            | -2.65    |      |
|             |               |          |             | 10g                 | 2.31             | 23.10               | 24.70            | -6.48    |      |
| 2-5-2018    | D2450V2       | 960      | Head        | 1g                  | 5.43             | 54.30               | 52.90            | 2.65     |      |
|             |               |          |             | 10g                 | 2.43             | 24.30               | 24.70            | -1.62    |      |

**SAR 3 Room**

| Date Tested | System Dipole |          | T.S. Liquid | Measured Results    |                  | Target (Ref. Value) | Delta $\pm 10\%$ | Plot No. |       |
|-------------|---------------|----------|-------------|---------------------|------------------|---------------------|------------------|----------|-------|
|             | Type          | Serial # |             | Zoom Scan to 100 mW | Normalize to 1 W |                     |                  |          |       |
| 1-29-2018   | D1750V2       | 1125     | Body        | 1g                  | 3.64             | 36.40               | 37.20            | -2.15    |       |
|             |               |          |             | 10g                 | 1.92             | 19.20               | 19.80            | -3.03    |       |
| 1-29-2018   | D1900V2       | 5d199    | Body        | 1g                  | 4.22             | 42.20               | 40.40            | 4.46     | 7, 8  |
|             |               |          |             | 10g                 | 2.15             | 21.50               | 21.30            | 0.94     |       |
| 2-2-2018    | D1900V2       | 5d199    | Head        | 1g                  | 3.96             | 39.60               | 41.30            | -4.12    |       |
|             |               |          |             | 10g                 | 2.02             | 20.20               | 21.40            | -5.61    |       |
| 2-2-2018    | D2450V2       | 960      | Body        | 1g                  | 4.89             | 48.90               | 50.90            | -3.93    | 9, 10 |
|             |               |          |             | 10g                 | 2.25             | 22.50               | 23.80            | -5.46    |       |

## 9. Conducted Output Power Measurements

### 9.1. GSM

Per KDB 941225 D01 3G SAR Procedures:

SAR test reduction for GPRS and EDGE modes is determined by the source-based time-averaged output power specified for production units, including tune-up tolerance. The data mode with highest specified time-averaged output power should be tested for SAR compliance in the applicable exposure conditions. For modes with the same specified maximum output power and tolerance, the higher number time-slot configuration should be tested.

#### GSM850 Measured Results

| Full Power   |               |            |        |             |                 |                 |                      |
|--------------|---------------|------------|--------|-------------|-----------------|-----------------|----------------------|
| Mode         | Coding Scheme | Time Slots | Ch No. | Freq. (MHz) | Burst Pwr (dBm) | Frame Pwr (dBm) | Max. Frame Pwr (dBm) |
| GSM (Voice)  | CS1           | 1          | 128    | 824.4       | 32.2            | 23.2            | 24.0                 |
|              |               |            | 190    | 836.6       | 32.2            | 23.2            |                      |
|              |               |            | 251    | 848.8       | 32.0            | 23.0            |                      |
| GPRS (GMSK)  | CS1           | 1          | 128    | 824.4       | 32.2            | 23.2            | 24.0                 |
|              |               |            | 190    | 836.6       | 32.1            | 23.1            |                      |
|              |               |            | 251    | 848.8       | 32.0            | 22.9            |                      |
|              |               | 2          | 128    | 824.4       | 30.6            | 24.6            | 25.0                 |
|              |               |            | 190    | 836.6       | 30.6            | 24.6            |                      |
|              |               |            | 251    | 848.8       | 30.5            | 24.4            |                      |
|              |               | 3          | 128    | 824.4       | 29.0            | 24.7            | 24.7                 |
|              |               |            | 190    | 836.6       | 28.9            | 24.7            |                      |
|              |               |            | 251    | 848.8       | 28.6            | 24.3            |                      |
|              |               | 4          | 128    | 824.4       | 27.5            | 24.5            | 25.0                 |
|              |               |            | 190    | 836.6       | 27.7            | 24.7            |                      |
|              |               |            | 251    | 848.8       | 27.2            | 24.2            |                      |
| EGPRS (8PSK) | MCS5          | 1          | 128    | 824.4       | 26.8            | 17.8            | 18.5                 |
|              |               |            | 190    | 836.6       | 26.8            | 17.8            |                      |
|              |               |            | 251    | 848.8       | 26.6            | 17.6            |                      |
|              |               | 2          | 128    | 824.4       | 24.0            | 17.9            | 19.5                 |
|              |               |            | 190    | 836.6       | 24.0            | 17.9            |                      |
|              |               |            | 251    | 848.8       | 23.7            | 17.7            |                      |
|              |               | 3          | 128    | 824.4       | 22.2            | 17.9            | 19.2                 |
|              |               |            | 190    | 836.6       | 22.2            | 17.9            |                      |
|              |               |            | 251    | 848.8       | 21.9            | 17.7            |                      |
|              |               | 4          | 128    | 824.4       | 20.7            | 17.7            | 19.5                 |
|              |               |            | 190    | 836.6       | 20.8            | 17.7            |                      |
|              |               |            | 251    | 848.8       | 20.5            | 17.5            |                      |

#### Notes:

The worst-case configuration and mode for SAR testing is determined to be as follows:

- GMSK (GPRS) mode with 4 time slots for Max power, based on the Tune-up Procedure. Refer to §6.3.
- SAR is not required for EGPRS (8PSK) mode because the maximum output power and tune-up limit is  $\leq 1/4$ dB higher than GMSK GPRS or the adjusted SAR of the highest reported SAR of GMSK GPRS is  $\leq 1.2$ W/kg.

**GSM1900 Measured Results****Full Power**

| Mode         | Coding Scheme | Time Slots | Ch No. | Freq. (MHz) | Burst Pwr (dBm) | Frame Pwr (dBm) | Max. Frame Pwr (dBm) |
|--------------|---------------|------------|--------|-------------|-----------------|-----------------|----------------------|
| GSM (Voice)  | CS1           | 1          | 512    | 1850.2      | 29.6            | 20.5            | 21.0                 |
|              |               |            | 661    | 1880.0      | 29.5            | 20.5            |                      |
|              |               |            | 810    | 1909.8      | 29.8            | 20.8            |                      |
| GPRS (GMSK)  | CS1           | 1          | 512    | 1850.2      | 29.5            | 20.5            | 21.0                 |
|              |               |            | 661    | 1880.0      | 29.6            | 20.6            |                      |
|              |               |            | 810    | 1909.8      | 29.8            | 20.7            |                      |
|              |               | 2          | 512    | 1850.2      | 28.4            | 22.4            | 23.0                 |
|              |               |            | 661    | 1880.0      | 28.2            | 22.2            |                      |
|              |               |            | 810    | 1909.8      | 28.7            | 22.7            |                      |
|              |               | 3          | 512    | 1850.2      | 26.3            | 22.1            | 22.2                 |
|              |               |            | 661    | 1880.0      | 26.3            | 22.0            |                      |
|              |               |            | 810    | 1909.8      | 26.5            | 22.2            |                      |
|              |               | 4          | 512    | 1850.2      | 24.8            | 21.8            | 22.5                 |
|              |               |            | 661    | 1880.0      | 24.8            | 21.8            |                      |
|              |               |            | 810    | 1909.8      | 25.4            | 22.4            |                      |
| EGPRS (8PSK) | MCS5          | 1          | 512    | 1850.2      | 26.0            | 16.9            | 17.5                 |
|              |               |            | 661    | 1880.0      | 25.8            | 16.7            |                      |
|              |               |            | 810    | 1909.8      | 25.7            | 16.7            |                      |
|              |               | 2          | 512    | 1850.2      | 23.9            | 17.9            | 19.0                 |
|              |               |            | 661    | 1880.0      | 23.7            | 17.7            |                      |
|              |               |            | 810    | 1909.8      | 23.6            | 17.6            |                      |
|              |               | 3          | 512    | 1850.2      | 22.5            | 18.2            | 19.2                 |
|              |               |            | 661    | 1880.0      | 22.4            | 18.2            |                      |
|              |               |            | 810    | 1909.8      | 22.5            | 18.3            |                      |
|              |               | 4          | 512    | 1850.2      | 21.1            | 18.0            | 19.0                 |
|              |               |            | 661    | 1880.0      | 21.0            | 18.0            |                      |
|              |               |            | 810    | 1909.8      | 21.3            | 18.2            |                      |

**Notes:**

The worst-case configuration and mode for SAR testing is determined to be as follows:

- GMSK (GPRS) mode with 2 time slots for Max power, based on the Tune-up Procedure. Refer to §6.3.
- SAR is not required for EGPRS (8PSK) mode because the maximum output power and tune-up limit is  $\leq 1/4$ db higher than GMSK GPRS or the adjusted SAR of the highest reported SAR of GMSK GPRS is  $\leq 1.2$ W/kg.

## 9.2. W-CDMA

### Release 99 Setup Procedures used to establish the test signals

The following tests were completed according to the test requirements outlined in section 5.2 of the 3GPP TS34.121-1 specification. The DUT supports power Class 3, which has a nominal maximum output power of 24 dBm (+1.7/-3.7).

| Mode                   | Subtest                 | Rel99        |
|------------------------|-------------------------|--------------|
| WCDMA General Settings | Loopback Mode           | Test Mode 2  |
|                        | Rel99 RMC               | 12.2kbps RMC |
|                        | Power Control Algorithm | Algorithm2   |
|                        | $\beta_c/\beta_d$       | 8/15         |

### HSDPA Setup Procedures used to establish the test signals

The following 4 Sub-tests were completed according to Release 5 procedures in section 5.2 of 3GPP TS34.121. A summary of these settings are illustrated below:

| Mode                          | Subtest                              | HSDPA        | HSDPA | HSDPA | HSDPA |
|-------------------------------|--------------------------------------|--------------|-------|-------|-------|
|                               |                                      | 1            | 2     | 3     | 4     |
| W-CDMA<br>General<br>Settings | Loopback Mode                        | Test Mode 1  |       |       |       |
|                               | Rel99 RMC                            | 12.2kbps RMC |       |       |       |
|                               | HSDPA FRC                            | H-Set 1      |       |       |       |
|                               | Power Control Algorithm              | Algorithm 2  |       |       |       |
|                               | $\beta_c$                            | 2/15         | 11/15 | 15/15 | 15/15 |
|                               | $\beta_d$                            | 15/15        | 15/15 | 8/15  | 4/15  |
|                               | Bd (SF)                              | 64           |       |       |       |
|                               | $\beta_c/\beta_d$                    | 2/15         | 11/15 | 15/8  | 15/4  |
|                               | $\beta_{hs}$                         | 4/15         | 24/15 | 30/15 | 30/15 |
| MPR (dB)                      | 0                                    | 0            | 0.5   | 0.5   |       |
| HSDPA<br>Specific<br>Settings | $D_{ACK}$                            | 8            |       |       |       |
|                               | $D_{NAK}$                            | 8            |       |       |       |
|                               | DCQI                                 | 8            |       |       |       |
|                               | Ack-Nack repetition factor           | 3            |       |       |       |
|                               | CQI Feedback (Table 5.2B.4)          | 4ms          |       |       |       |
|                               | CQI Repetition Factor (Table 5.2B.4) | 2            |       |       |       |
| $A_{hs}=\beta_{hs}/\beta_c$   | 30/15                                |              |       |       |       |

**HSPA (HSDPA & HSUPA) Setup Procedures used to establish the test signals**

The following 5 Sub-tests were completed according to Release 6 procedures in table C,11.1.3 of 3GPP TS 34.121-1 v13. A summary of these settings are illustrated below:

| Mode                                   | HSPA                                 |               |       |       |       |             |
|--|--------------------------------------|---------------|-------|-------|-------|-------------|
|  | Subtest                              | 1             | 2     | 3     | 4     | 5           |
| WCDMA<br>General<br>Settings           | Loopback Mode                        | Test Mode 1   |       |       |       |             |
|  | Rel99 RMC                            | 12.2 kbps RMC |       |       |       |             |
|  | HSDPA FRC                            | H-Set 1       |       |       |       |             |
|  | HSUPA Test                           | HSPA          |       |       |       |             |
|  | Power Control Algorithm              | Algorithm 2   |       |       |       | Algorithm 1 |
|  | $\beta_c$                            | 11/15         | 6/15  | 15/15 | 2/15  | 15/15       |
|  | $\beta_d$                            | 15/15         | 15/15 | 9/15  | 15/15 | 0           |
|  | $\beta_{ec}$                         | 209/225       | 12/15 | 30/15 | 2/15  | 5/15        |
|  | $\beta_c/\beta_d$                    | 11/15         | 6/15  | 15/9  | 2/15  | -           |
|  | $\beta_{hs}$                         | 22/15         | 12/15 | 30/15 | 4/15  | 5/15        |
|  | $\beta_{ed}$                         | 1309/225      | 94/75 | 47/15 | 56/75 | 47/15       |
| CM (dB)                                | 1                                    | 3             | 2     | 3     | 1     |             |
| MPR (dB)                               | 0                                    | 2             | 1     | 2     | 0     |             |
| HSDPA<br>Specific<br>Settings          | DACK                                 | 8             |       |       |       | 0           |
|  | DNAK                                 | 8             |       |       |       | 0           |
|  | DCQI                                 | 8             |       |       |       | 0           |
|  | Ack-Nack repetition factor           | 3             |       |       |       |             |
|  | CQI Feedback (Table 5.2B.4)          | 4ms           |       |       |       |             |
|  | CQI Repetition Factor (Table 5.2B.4) | 2             |       |       |       |             |
| A <sub>hs</sub> = $\beta_{hs}/\beta_c$ | 30/15                                |               |       |       |       |             |
| HSUPA<br>Specific<br>Settings          | E-DPDCCH                             | 6             | 8     | 8     | 5     | 0           |
|  | DHARQ                                | 0             | 0     | 0     | 0     | 0           |
|  | AG Index                             | 20            | 12    | 15    | 17    | 12          |
|  | ETFCI (from 34.121 Table C.11.1.3)   | 75            | 67    | 92    | 71    | 67          |
|  | Associated Max UL Data Rate kbps     | 242.1         | 174.9 | 482.8 | 205.8 | 308.9       |
|  | Reference E-TFCIs                    | 5             | 5     | 2     | 5     | 1           |
|  | Reference E-TFCI                     | 11            | 11    | 11    | 11    | 67          |
|  | Reference E-TFCI PO                  | 4             | 4     | 4     | 4     | 18          |
|  | Reference E-TFCI                     | 67            | 67    | 92    | 67    | 67          |
|  | Reference E-TFCI PO                  | 18            | 18    | 18    | 18    | 18          |
|  | Reference E-TFCI                     | 71            | 71    | 71    | 71    | 71          |
|  | Reference E-TFCI PO                  | 23            | 23    | 23    | 23    | 23          |
|  | Reference E-TFCI                     | 75            | 75    | 75    | 75    | 75          |
|  | Reference E-TFCI PO                  | 26            | 26    | 26    | 26    | 26          |
|  | Reference E-TFCI                     | 81            | 81    | 81    | 81    | 81          |
| Reference E-TFCI PO                    | 27                                   | 27            | 27    | 27    | 27    |             |
| Maximum Channelization Codes           | 2xSF2                                |               |       |       | SF4   |             |

**DC-HSDPA Setup Procedures used to establish the test signals**

The following tests were completed according to procedures in section 7.3.13 of 3GPP TS34.108 v9.5.0. A summary of these settings are illustrated below:

Downlink Physical Channels are set as per 3GPP TS34.121-1 v9.0.0 E.5.0

Table E.5.0: Levels for HSDPA connection setup

| Parameter During Connection setup | Unit | Value |
|-----------------------------------|------|-------|
| P-CPICH_Ec/Ior                    | dB   | -10   |
| P-CCPCH and SCH_Ec/Ior            | dB   | -12   |
| PICH_Ec/Ior                       | dB   | -15   |
| HS-PDSCH                          | dB   | off   |
| HS-SCCH_1                         | dB   | off   |
| DPCH_Ec/Ior                       | dB   | -5    |
| OCNS_Ec/Ior                       | dB   | -3.1  |

Call is set up as per 3GPP TS34.108 v9.5.0 sub clause 7.3.13

The configurations of the fixed reference channels for HSDPA RF tests are described in 3GPP TS 34.121, annex C for FDD and 3GPP TS 34.122.

Table C.8.1.12: Fixed Reference Channel H-Set 12

| Parameter  | Unit      | Value |
|--|-----------|-------|
| Nominal Avg. Inf. Bit Rate   | kbps      | 60    |
| Inter-TTI Distance   | TTI's     | 1     |
| Number of HARQ Processes   | Processes | 6     |
| Information Bit Payload ( $N_{INF}$ )  | Bits      | 120   |
| Number Code Blocks   | Blocks    | 1     |
| Binary Channel Bits Per TTI  | Bits      | 960   |
| Total Available SML's in UE  | SML's     | 19200 |
| Number of SML's per HARQ Proc.   | SML's     | 3200  |
| Coding Rate  |           | 0.15  |
| Number of Physical Channel Codes   | Codes     | 1     |
| Modulation   |           | QPSK  |
| Note 1: The RMC is intended to be used for DC-HSDPA mode and both cells shall transmit with identical parameters as listed in the table.<br>Note 2: Maximum number of transmission is limited to 1, i.e., retransmission is not allowed. The redundancy and constellation version 0 shall be used. |           |       |

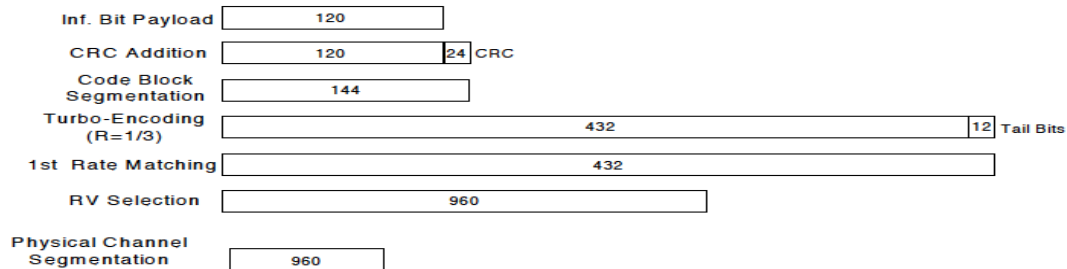


Figure C.8.19: Coding rate for Fixed reference Channel H-Set 12 (QPSK)

The following 4 Sub-tests for HSDPA were completed according to Release 8 procedures in section 5.2 of 3GPP TS34.121. A summary of subtest settings are illustrated below:

|                         | Mode                                   | HSDPA        | HSDPA | HSDPA | HSDPA |
|-------------------------|--|--------------|-------|-------|-------|
|                         | Subtest                                | 1            | 2     | 3     | 4     |
| WCDMA General Settings  | Loopback Mode                          | Test Mode 1  |       |       |       |
|                         | Rel99 RMC                              | 12.2kbps RMC |       |       |       |
|                         | HSDPA FRC                              | H-Set 12     |       |       |       |
|                         | Power Control Algorithm                | Algorithm2   |       |       |       |
|                         | $\beta_c$                              | 2/15         | 11/15 | 15/15 | 15/15 |
|                         | $\beta_d$                              | 15/15        | 15/15 | 8/15  | 4/15  |
|                         | $\beta_d$ (SF)                         | 64           |       |       |       |
|                         | $\beta_c/\beta_d$                      | 2/15         | 12/15 | 15/8  | 15/4  |
|                         | $\beta_{hs}$                           | 4/15         | 24/15 | 30/15 | 30/15 |
| MPR (dB)                | 0                                      | 0            | 0.5   | 0.5   |       |
| HSDPA Specific Settings | DACK                                   | 8            |       |       |       |
|                         | DNAK                                   | 8            |       |       |       |
|                         | DCQI                                   | 8            |       |       |       |
|                         | Ack-Nack Repetition factor             | 3            |       |       |       |
|                         | CQI Feedback                           | 4ms          |       |       |       |
|                         | CQI Repetition Factor                  | 2            |       |       |       |
|                         | A <sub>hs</sub> = $\beta_{hs}/\beta_c$ | 30/15        |       |       |       |

**HSPA+**

Since 16QAM is not used for uplink, the uplink Category and release is same as HSUPA, i.e., Rel. 7. Therefore, the RF conducted power is not measured.

**W-CDMA Band II Measured Results**

| Band           | Mode     |                | UL Ch No. | Freq. (MHz) | MPR (dB) | Max. Meas. Avg Pwr (dBm) |
|----------------|----------|----------------|-----------|-------------|----------|--------------------------|
| W-CDMA Band II | Rel 99   | RMC, 12.2 kbps | 9262      | 1852.4      | N/A      | 22.1                     |
|                |          |                | 9400      | 1880.0      | N/A      | 22.1                     |
|                |          |                | 9538      | 1907.6      | N/A      | 22.2                     |
|                | HSDPA    | Subtest 1      | 9262      | 1852.4      | 0        | 21.6                     |
|                |          |                | 9400      | 1880.0      | 0        | 21.6                     |
|                |          |                | 9538      | 1907.6      | 0        | 21.8                     |
|                |          | Subtest 2      | 9262      | 1852.4      | 0        | 21.6                     |
|                |          |                | 9400      | 1880.0      | 0        | 21.6                     |
|                |          |                | 9538      | 1907.6      | 0        | 21.5                     |
|                |          | Subtest 3      | 9262      | 1852.4      | 0.5      | 21.1                     |
|                |          |                | 9400      | 1880.0      | 0.5      | 21.2                     |
|                |          |                | 9538      | 1907.6      | 0.5      | 21.3                     |
|                |          | Subtest 4      | 9262      | 1852.4      | 0.5      | 21.4                     |
|                |          |                | 9400      | 1880.0      | 0.5      | 21.2                     |
|                |          |                | 9538      | 1907.6      | 0.5      | 21.1                     |
|                | HSUPA    | Subtest 1      | 9262      | 1852.4      | 1        | 20.2                     |
|                |          |                | 9400      | 1880.0      | 1        | 20.1                     |
|                |          |                | 9538      | 1907.6      | 1        | 20.3                     |
|                |          | Subtest 2      | 9262      | 1852.4      | 3        | 17.9                     |
|                |          |                | 9400      | 1880.0      | 3        | 17.8                     |
|                |          |                | 9538      | 1907.6      | 3        | 18.1                     |
|                |          | Subtest 3      | 9262      | 1852.4      | 1        | 20.7                     |
|                |          |                | 9400      | 1880.0      | 1        | 20.7                     |
|                |          |                | 9538      | 1907.6      | 1        | 20.7                     |
|                |          | Subtest 4      | 9262      | 1852.4      | 3        | 18.3                     |
|                |          |                | 9400      | 1880.0      | 3        | 18.2                     |
|                |          |                | 9538      | 1907.6      | 3        | 18.4                     |
|                |          | Subtest 5      | 9262      | 1852.4      | 0        | 22.1                     |
|                |          |                | 9400      | 1880.0      | 0        | 22.2                     |
|                |          |                | 9538      | 1907.6      | 0        | 22.1                     |
|                | DC-HSDPA | Subtest 1      | 9262      | 1852.4      | 0        | 21.7                     |
|                |          |                | 9400      | 1880.0      | 0        | 21.6                     |
|                |          |                | 9538      | 1907.6      | 0        | 21.8                     |
|                |          | Subtest 2      | 9262      | 1852.4      | 0        | 21.7                     |
|                |          |                | 9400      | 1880.0      | 0        | 21.6                     |
|                |          |                | 9538      | 1907.6      | 0        | 21.4                     |
|                |          | Subtest 3      | 9262      | 1852.4      | 0.5      | 20.5                     |
|                |          |                | 9400      | 1880.0      | 0.5      | 20.2                     |
|                |          |                | 9538      | 1907.6      | 0.5      | 20.0                     |
|                |          | Subtest 4      | 9262      | 1852.4      | 0.5      | 21.3                     |
|                |          |                | 9400      | 1880.0      | 0.5      | 21.1                     |
|                |          |                | 9538      | 1907.6      | 0.5      | 21.0                     |

**W-CDMA Band IV Measured Results**

| Band           | Mode      |                | UL Ch No. | Freq. (MHz) | MPR (dB) | Max. Meas. Avg Pwr (dBm) |      |
|----------------|-----------|----------------|-----------|-------------|----------|--------------------------|------|
| W-CDMA Band IV | Rel 99    | RMC, 12.2 kbps | 1312      | 1712.4      | N/A      | 22.2                     |      |
|                |           |                | 1413      | 1732.6      | N/A      | 22.3                     |      |
|                |           |                | 1513      | 1752.6      | N/A      | 22.2                     |      |
|                | HSDPA     | Subtest 1      | 1312      | 1712.4      | 0        | 22.2                     |      |
|                |           |                | 1413      | 1732.6      | 0        | 21.9                     |      |
|                |           |                | 1513      | 1752.6      | 0        | 22.1                     |      |
|                |           | Subtest 2      | 1312      | 1712.4      | 0        | 22.2                     |      |
|                |           |                | 1413      | 1732.6      | 0        | 22.0                     |      |
|                |           |                | 1513      | 1752.6      | 0        | 22.2                     |      |
|                |           | Subtest 3      | 1312      | 1712.4      | 0        | 22.2                     |      |
|                |           |                | 1413      | 1732.6      | 0        | 22.0                     |      |
|                |           |                | 1513      | 1752.6      | 0        | 22.1                     |      |
|                |           | Subtest 4      | 1312      | 1712.4      | 0        | 22.3                     |      |
|                |           |                | 1413      | 1732.6      | 0        | 21.9                     |      |
|                |           |                | 1513      | 1752.6      | 0        | 22.1                     |      |
|                |           | HSUPA          | Subtest 1 | 1312        | 1712.4   | 0                        | 21.4 |
|                |           |                |           | 1413        | 1732.6   | 0                        | 21.2 |
|                |           |                |           | 1513        | 1752.6   | 0                        | 21.3 |
|                | Subtest 2 |                | 1312      | 1712.4      | 0        | 21.4                     |      |
|                |           |                | 1413      | 1732.6      | 0        | 21.1                     |      |
|                |           |                | 1513      | 1752.6      | 0        | 21.3                     |      |
|                | Subtest 3 |                | 1312      | 1712.4      | 0        | 21.4                     |      |
|                |           |                | 1413      | 1732.6      | 0        | 21.2                     |      |
|                |           |                | 1513      | 1752.6      | 0        | 21.3                     |      |
|                | Subtest 4 |                | 1312      | 1712.4      | 0        | 21.3                     |      |
|                |           |                | 1413      | 1732.6      | 0        | 21.0                     |      |
|                |           |                | 1513      | 1752.6      | 0        | 21.2                     |      |
|                | Subtest 5 |                | 1312      | 1712.4      | 0        | 22.3                     |      |
|                |           |                | 1413      | 1732.6      | 0        | 22.0                     |      |
|                |           |                | 1513      | 1752.6      | 0        | 22.2                     |      |
|                | DC-HSDPA  | Subtest 1      | 1312      | 1712.4      | 0        | 22.4                     |      |
|                |           |                | 1413      | 1732.6      | 0        | 22.1                     |      |
|                |           |                | 1513      | 1752.6      | 0        | 22.2                     |      |
|                |           | Subtest 2      | 1312      | 1712.4      | 0        | 22.4                     |      |
|                |           |                | 1413      | 1732.6      | 0        | 22.0                     |      |
|                |           |                | 1513      | 1752.6      | 0        | 22.2                     |      |
|                |           | Subtest 3      | 1312      | 1712.4      | 0        | 22.3                     |      |
|                |           |                | 1413      | 1732.6      | 0        | 22.1                     |      |
|                |           |                | 1513      | 1752.6      | 0        | 22.1                     |      |
|                |           | Subtest 4      | 1312      | 1712.4      | 0        | 22.3                     |      |
|                |           |                | 1413      | 1732.6      | 0        | 22.1                     |      |
|                |           |                | 1513      | 1752.6      | 0        | 22.1                     |      |

**W-CDMA Band V Measured Results**

| Band          | Mode     |                | UL Ch No. | Freq. (MHz) | MPR (dB) | Max. Meas. Avg Pwr (dBm) |
|---------------|----------|----------------|-----------|-------------|----------|--------------------------|
| W-CDMA Band V | Rel 99   | RMC, 12.2 kbps | 4132      | 826.4       | N/A      | 24.0                     |
|               |          |                | 4183      | 836.6       | N/A      | 23.8                     |
|               |          |                | 4233      | 846.6       | N/A      | 23.5                     |
|               | HSDPA    | Subtest 1      | 4132      | 826.4       | 0        | 24.0                     |
|               |          |                | 4183      | 836.6       | 0        | 23.6                     |
|               |          |                | 4233      | 846.6       | 0        | 23.4                     |
|               |          | Subtest 2      | 4132      | 826.4       | 0        | 23.3                     |
|               |          |                | 4183      | 836.6       | 0        | 23.1                     |
|               |          |                | 4233      | 846.6       | 0        | 22.8                     |
|               |          | Subtest 3      | 4132      | 826.4       | 0.5      | 22.3                     |
|               |          |                | 4183      | 836.6       | 0.5      | 22.1                     |
|               |          |                | 4233      | 846.6       | 0.5      | 21.9                     |
|               |          | Subtest 4      | 4132      | 826.4       | 0.5      | 22.3                     |
|               |          |                | 4183      | 836.6       | 0.5      | 22.1                     |
|               |          |                | 4233      | 846.6       | 0.5      | 22.0                     |
|               | HSUPA    | Subtest 1      | 4132      | 826.4       | 2.5      | 20.1                     |
|               |          |                | 4183      | 836.6       | 2.5      | 19.9                     |
|               |          |                | 4233      | 846.6       | 2.5      | 19.7                     |
|               |          | Subtest 2      | 4132      | 826.4       | 4        | 18.2                     |
|               |          |                | 4183      | 836.6       | 4        | 18.4                     |
|               |          |                | 4233      | 846.6       | 4        | 18.2                     |
|               |          | Subtest 3      | 4132      | 826.4       | 1        | 21.9                     |
|               |          |                | 4183      | 836.6       | 1        | 21.6                     |
|               |          |                | 4233      | 846.6       | 1        | 21.4                     |
|               |          | Subtest 4      | 4132      | 826.4       | 4        | 18.1                     |
|               |          |                | 4183      | 836.6       | 4        | 18.0                     |
|               |          |                | 4233      | 846.6       | 4        | 18.7                     |
|               |          | Subtest 5      | 4132      | 826.4       | 0        | 24.0                     |
|               |          |                | 4183      | 836.6       | 0        | 23.8                     |
|               |          |                | 4233      | 846.6       | 0        | 23.6                     |
|               | DC-HSDPA | Subtest 1      | 4132      | 826.4       | 0        | 23.9                     |
|               |          |                | 4183      | 836.6       | 0        | 23.7                     |
|               |          |                | 4233      | 846.6       | 0        | 23.6                     |
|               |          | Subtest 2      | 4132      | 826.4       | 0        | 23.1                     |
|               |          |                | 4183      | 836.6       | 0        | 23.0                     |
|               |          |                | 4233      | 846.6       | 0        | 23.0                     |
| Subtest 3     |          | 4132           | 826.4     | 0.5         | 22.2     |                          |
|               |          | 4183           | 836.6     | 0.5         | 22.4     |                          |
|               |          | 4233           | 846.6     | 0.5         | 21.9     |                          |
| Subtest 4     |          | 4132           | 826.4     | 0.5         | 22.4     |                          |
|               |          | 4183           | 836.6     | 0.5         | 22.5     |                          |
|               |          | 4233           | 846.6     | 0.5         | 22.1     |                          |

### 9.3. LTE

The following tests were conducted according to the test requirements outlined in section 6.2 of the 3GPP TS36.101 specification.

UE Power Class: 3 (23 +/- 2dBm). The allowed Maximum Power Reduction (MPR) for the maximum output power due to higher order modulation and transmit bandwidth configuration (resource blocks) is specified in Table 6.2.3-1 of the 3GPP TS36.101.

**Table 6.2.3-1: Maximum Power Reduction (MPR) for Power Class 1, 2 and 3**

| Modulation | Channel bandwidth / Transmission bandwidth (N <sub>RB</sub> ) |         |       |        |        |        | MPR (dB) |
|------------|---|---------|-------|--------|--------|--------|----------|
|            | 1.4 MHz   | 3.0 MHz | 5 MHz | 10 MHz | 15 MHz | 20 MHz |          |
| QPSK       | > 5   | > 4     | > 8   | > 12   | > 16   | > 18   | ≤ 1      |
| 16 QAM     | ≤ 5   | ≤ 4     | ≤ 8   | ≤ 12   | ≤ 16   | ≤ 18   | ≤ 1      |
| 16 QAM     | > 5   | > 4     | > 8   | > 12   | > 16   | > 18   | ≤ 2      |
| 64 QAM     | ≤ 5   | ≤ 4     | ≤ 8   | ≤ 12   | ≤ 16   | ≤ 18   | ≤ 2      |
| 64 QAM     | > 5   | > 4     | > 8   | > 12   | > 16   | > 18   | ≤ 3      |
| 256 QAM    | ≥ 1   |         |       |        |        |        | ≤ 5      |

The allowed A-MPR values specified below in Table 6.2.4-1 of 3GPP TS36.101 are in addition to the allowed MPR requirements. All the measurements below were performed with A-MPR disabled, by using Network Signaling Value of "NS\_01".

**Table 6.2.4-1: Additional Maximum Power Reduction (A-MPR)**

| Network Signalling value | Requirements (subclause)         | E-UTRA Band                      | Channel bandwidth (MHz) | Resources Blocks (N <sub>RB</sub> )  | A-MPR (dB)                                     |
|--------------------------|----------------------------------|----------------------------------|-------------------------|--------------------------------------|--|
| NS_01                    | 6.6.2.1.1                        | Table 5.5-1                      | 1.4, 3, 5, 10, 15, 20   | Table 5.6-1                          | N/A  |
| NS_03                    | 6.6.2.2.1                        | 2, 4, 10, 23, 25, 35, 36, 66, 70 | 3                       | >5                                   | ≤ 1  |
|                          |                                  |                                  | 5                       | >6                                   | ≤ 1  |
|                          |                                  |                                  | 10                      | >6                                   | ≤ 1  |
|                          |                                  |                                  | 15                      | >8                                   | ≤ 1  |
| NS_04                    | 6.6.2.2.2, 6.6.3.3.19            | 41                               | 5, 10, 15, 20           | Table 6.2.4-4, Table 6.2.4-4a        |  |
|                          |                                  |                                  |                         | 10, 15, 20                           | ≥ 50 (NOTE 1)                                  |
| NS_05                    | 6.6.3.3.1                        | 1                                | 15, 20                  | Table 6.2.4-18 (NOTE 2)              |  |
|                          |                                  |                                  | 10, 15, 20              | ≥ 50                                 | ≤ 1 (NOTE 1)                                   |
|                          |                                  |                                  | 15, 20                  | Table 6.2.4-18 (NOTE 2)              |  |
| NS_06                    | 6.6.2.2.3                        | 12, 13, 14, 17                   | 1.4, 3, 5, 10           | Table 5.6-1                          | N/A  |
| NS_07                    | 6.6.2.2.3<br>6.6.3.3.2           | 13                               | 10                      | Table 6.2.4-2                        |  |
| NS_08                    | 6.6.3.3.3                        | 19                               | 10, 15                  | > 44                                 | ≤ 3  |
| NS_09                    | 6.6.3.3.4                        | 21                               | 10, 15                  | > 40                                 | ≤ 1  |
|                          |                                  |                                  |                         | > 55                                 | ≤ 2  |
| NS_10                    |                                  | 20                               | 15, 20                  | Table 6.2.4-3                        |  |
| NS_11                    | 6.6.2.2.1<br>6.6.3.3.13          | 23                               | 1.4, 3, 5, 10, 15, 20   | Table 6.2.4-5                        |  |
|                          |                                  |                                  |                         | 1.4, 3, 5, 10, 15                    | Table 6.2.4-6                                  |
| NS_13                    | 6.6.3.3.6                        | 26                               | 5                       | Table 6.2.4-7                        |  |
| NS_14                    | 6.6.3.3.7                        | 26                               | 10, 15                  | Table 6.2.4-8                        |  |
| NS_15                    | 6.6.3.3.8                        | 26                               | 1.4, 3, 5, 10, 15       | Table 6.2.4-9<br>Table 6.2.4-10      |  |
|                          |                                  |                                  |                         | 3, 5, 10                             | Table 6.2.4-11, Table 6.2.4-12, Table 6.2.4-13 |
| NS_17                    | 6.6.3.3.10                       | 28                               | 5, 10                   | Table 5.6-1                          | N/A  |
| NS_18                    | 6.6.3.3.11                       | 28                               | 5                       | ≥ 2                                  | ≤ 1  |
|                          |                                  |                                  |                         | 10, 15, 20                           | ≥ 1  |
| NS_19                    | 6.6.3.3.12                       | 44                               | 10, 15, 20              | Table 6.2.4-14                       |  |
| NS_20                    | 6.2.2<br>6.6.2.2.1<br>6.6.3.3.14 | 23                               | 5, 10, 15, 20           | Table 6.2.4-15                       |  |
|                          |                                  |                                  |                         | 6.6.2.2.1<br>6.6.3.3.15              | Table 6.2.4-16                                 |
| NS_22                    | 6.6.3.3.16                       | 42, 43                           | 5, 10, 15, 20           | Table 6.2.4-17                       |  |
| NS_23                    | 6.6.3.3.17                       | 42, 43                           | 5, 10, 15, 20           | N/A                                  |  |
| NS_24                    | 6.6.3.3.20                       | 65 (NOTE 4)                      | 5, 10, 15, 20           | Table 6.2.4-19                       |  |
| NS_25                    | 6.6.3.3.21                       | 65 (NOTE 4)                      | 5, 10, 15, 20           | Table 6.2.4-20                       |  |
| NS_26                    | 6.6.3.3.22                       | 68                               | 10, 15                  | Table 6.2.4-21                       |  |
| NS_27                    | 6.6.2.2.5,<br>6.6.3.3.23         | 48                               | 5, 10, 15, 20           | Table 6.2.4-22                       |  |
| NS_28                    | 6.2.2A,<br>6.6.3.3.24            | 46 (NOTE 5)                      | 20                      | Table 6.2.4-23                       |  |
|                          |                                  |                                  |                         | 6.2.2A,<br>6.6.2.3.1a,<br>6.6.3.3.25 | Table 6.2.4-24                                 |
| NS_30                    | 6.2.2A,<br>6.6.3.3.26            | 46 (NOTE 5)                      | 20                      | Table 6.2.4-25                       |  |
| NS_31                    | 6.2.2A,<br>6.6.3.3.27            | 46 (NOTE 5)                      | 20                      | Table 6.2.4-26                       |  |
| NS_32                    | -                                | -                                | -                       | -                                    | -  |

NOTE 1: Applicable when the lower edge of the assigned E-UTRA UL channel bandwidth frequency is larger than or equal to the upper edge of PHS band (1915.7 MHz) + 4 MHz + the channel BW assigned, where channel BW is as defined in subclause 5.6. A-MPR for

**LTE Band 2 Measured Results**

| Band       | BW (MHz) | Mode  | RB Allocation | RB offset | MPR | Max. Meas. Avg Pwr (dBm) |          |            |
|------------|----------|-------|---------------|-----------|-----|--------------------------|----------|------------|
|            |          |       |               |           |     | 1860 MHz                 | 1880 MHz | 1900 MHz   |
| LTE Band 2 | 20       | QPSK  | 1             | 0         | 0   | 22.7                     | 22.6     | 22.8       |
|            |          |       | 1             | 49        | 0   | 22.8                     | 22.5     | 22.8       |
|            |          |       | 1             | 99        | 0   | 22.8                     | 22.6     | 22.9       |
|            |          |       | 50            | 0         | 1   | 21.6                     | 21.5     | 21.7       |
|            |          |       | 50            | 24        | 1   | 21.5                     | 21.5     | 21.7       |
|            |          |       | 50            | 50        | 1   | 21.6                     | 21.4     | 21.7       |
|            |          |       | 100           | 0         | 1   | 21.6                     | 21.5     | 21.7       |
|            |          | 16QAM | 1             | 0         | 1   | 21.5                     | 21.6     | 21.7       |
|            |          |       | 1             | 49        | 1   | 21.6                     | 21.5     | 21.7       |
|            |          |       | 1             | 99        | 1   | 21.7                     | 21.7     | 21.8       |
|            |          |       | 50            | 0         | 2   | 20.6                     | 20.4     | 20.7       |
|            |          |       | 50            | 24        | 2   | 20.6                     | 20.4     | 20.7       |
|            |          |       | 50            | 50        | 2   | 20.6                     | 20.4     | 20.7       |
|            |          |       | 100           | 0         | 2   | 20.6                     | 20.5     | 20.7       |
| Band       | BW (MHz) | Mode  | RB Allocation | RB offset | MPR | Max. Meas. Avg Pwr (dBm) |          |            |
|            |          |       |               |           |     | 1857.5 MHz               | 1880 MHz | 1902.5 MHz |
| LTE Band 2 | 15       | QPSK  | 1             | 0         | 0   | 22.6                     | 22.6     | 22.9       |
|            |          |       | 1             | 37        | 0   | 22.7                     | 22.5     | 22.9       |
|            |          |       | 1             | 74        | 0   | 22.7                     | 22.5     | 22.9       |
|            |          |       | 36            | 0         | 1   | 21.5                     | 21.5     | 21.6       |
|            |          |       | 36            | 20        | 1   | 21.6                     | 21.5     | 21.7       |
|            |          |       | 36            | 39        | 1   | 21.5                     | 21.4     | 21.7       |
|            |          |       | 75            | 0         | 1   | 21.5                     | 21.5     | 21.7       |
|            |          | 16QAM | 1             | 0         | 1   | 21.8                     | 21.5     | 21.5       |
|            |          |       | 1             | 37        | 1   | 21.8                     | 21.4     | 21.5       |
|            |          |       | 1             | 74        | 1   | 21.8                     | 21.4     | 21.7       |
|            |          |       | 36            | 0         | 2   | 20.6                     | 20.4     | 20.6       |
|            |          |       | 36            | 20        | 2   | 20.5                     | 20.4     | 20.6       |
|            |          |       | 36            | 39        | 2   | 20.6                     | 20.4     | 20.7       |
|            |          |       | 75            | 0         | 2   | 20.5                     | 20.4     | 20.6       |
| Band       | BW (MHz) | Mode  | RB Allocation | RB offset | MPR | Max. Meas. Avg Pwr (dBm) |          |            |
|            |          |       |               |           |     | 1855 MHz                 | 1880 MHz | 1905 MHz   |
| LTE Band 2 | 10       | QPSK  | 1             | 0         | 0   | 22.6                     | 22.7     | 22.9       |
|            |          |       | 1             | 25        | 0   | 22.6                     | 22.6     | 22.9       |
|            |          |       | 1             | 49        | 0   | 22.7                     | 22.7     | 22.9       |
|            |          |       | 25            | 0         | 1   | 21.5                     | 21.5     | 21.7       |
|            |          |       | 25            | 12        | 1   | 21.5                     | 21.4     | 21.7       |
|            |          |       | 25            | 25        | 1   | 21.6                     | 21.5     | 21.7       |
|            |          |       | 50            | 0         | 1   | 21.6                     | 21.5     | 21.8       |
|            |          | 16QAM | 1             | 0         | 1   | 21.8                     | 21.4     | 21.6       |
|            |          |       | 1             | 25        | 1   | 21.8                     | 21.3     | 21.6       |
|            |          |       | 1             | 49        | 1   | 21.8                     | 21.3     | 21.8       |
|            |          |       | 25            | 0         | 2   | 20.5                     | 20.5     | 20.8       |
|            |          |       | 25            | 12        | 2   | 20.5                     | 20.5     | 20.7       |
|            |          |       | 25            | 25        | 2   | 20.5                     | 20.5     | 20.8       |
|            |          |       | 50            | 0         | 2   | 20.5                     | 20.5     | 20.8       |

**LTE Band 2 Measured Results (continued)**

| Band       | BW (MHz) | Mode  | RB Allocation | RB offset | MPR | Max. Meas. Avg Pwr (dBm) |          |            |
|------------|----------|-------|---------------|-----------|-----|--------------------------|----------|------------|
|            |          |       |               |           |     | 1852.5 MHz               | 1880 MHz | 1907.5 MHz |
| LTE Band 2 | 5        | QPSK  | 1             | 0         | 0   | 22.6                     | 22.4     | 22.7       |
|            |          |       | 1             | 12        | 0   | 22.6                     | 22.4     | 22.8       |
|            |          |       | 1             | 24        | 0   | 22.7                     | 22.4     | 22.8       |
|            |          |       | 12            | 0         | 1   | 21.5                     | 21.5     | 21.7       |
|            |          |       | 12            | 7         | 1   | 21.5                     | 21.5     | 21.7       |
|            |          |       | 12            | 13        | 1   | 21.5                     | 21.5     | 21.8       |
|            |          |       | 25            | 0         | 1   | 21.5                     | 21.5     | 21.7       |
|            |          | 16QAM | 1             | 0         | 1   | 21.6                     | 21.2     | 21.6       |
|            |          |       | 1             | 12        | 1   | 21.6                     | 21.2     | 21.6       |
|            |          |       | 1             | 24        | 1   | 21.6                     | 21.2     | 21.7       |
|            |          |       | 12            | 0         | 2   | 20.4                     | 20.4     | 20.5       |
|            |          |       | 12            | 7         | 2   | 20.5                     | 20.5     | 20.6       |
|            |          |       | 12            | 13        | 2   | 20.4                     | 20.5     | 20.6       |
|            |          |       | 25            | 0         | 2   | 20.5                     | 20.4     | 20.7       |
| Band       | BW (MHz) | Mode  | RB Allocation | RB offset | MPR | Max. Meas. Avg Pwr (dBm) |          |            |
|            |          |       |               |           |     | 1851.5 MHz               | 1880 MHz | 1908.5 MHz |
| LTE Band 2 | 3        | QPSK  | 1             | 0         | 0   | 22.5                     | 22.7     | 22.8       |
|            |          |       | 1             | 8         | 0   | 22.5                     | 22.6     | 22.8       |
|            |          |       | 1             | 14        | 0   | 22.6                     | 22.7     | 22.9       |
|            |          |       | 8             | 0         | 1   | 21.4                     | 21.5     | 21.7       |
|            |          |       | 8             | 4         | 1   | 21.4                     | 21.5     | 21.7       |
|            |          |       | 8             | 7         | 1   | 21.5                     | 21.5     | 21.7       |
|            |          |       | 15            | 0         | 1   | 21.4                     | 21.5     | 21.7       |
|            |          | 16QAM | 1             | 0         | 1   | 21.6                     | 21.6     | 21.3       |
|            |          |       | 1             | 8         | 1   | 21.6                     | 21.4     | 21.4       |
|            |          |       | 1             | 14        | 1   | 21.4                     | 21.6     | 21.5       |
|            |          |       | 8             | 0         | 2   | 20.3                     | 20.3     | 20.6       |
|            |          |       | 8             | 4         | 2   | 20.3                     | 20.3     | 20.6       |
|            |          |       | 8             | 7         | 2   | 20.3                     | 20.3     | 20.6       |
|            |          |       | 15            | 0         | 2   | 20.4                     | 20.3     | 20.6       |
| Band       | BW (MHz) | Mode  | RB Allocation | RB offset | MPR | Max. Meas. Avg Pwr (dBm) |          |            |
|            |          |       |               |           |     | 1850.7 MHz               | 1880 MHz | 1909.3 MHz |
| LTE Band 2 | 1.4      | QPSK  | 1             | 0         | 0   | 22.5                     | 22.7     | 22.7       |
|            |          |       | 1             | 3         | 0   | 22.5                     | 22.7     | 22.8       |
|            |          |       | 1             | 5         | 0   | 22.5                     | 22.7     | 22.8       |
|            |          |       | 3             | 0         | 0   | 22.6                     | 22.6     | 22.8       |
|            |          |       | 3             | 1         | 0   | 22.6                     | 22.6     | 22.8       |
|            |          |       | 3             | 3         | 0   | 22.5                     | 22.6     | 22.8       |
|            |          |       | 6             | 0         | 1   | 21.4                     | 21.4     | 21.6       |
|            |          | 16QAM | 1             | 0         | 1   | 21.4                     | 21.8     | 21.6       |
|            |          |       | 1             | 3         | 1   | 21.4                     | 21.9     | 21.6       |
|            |          |       | 1             | 5         | 1   | 21.5                     | 21.8     | 21.5       |
|            |          |       | 3             | 0         | 1   | 21.5                     | 21.6     | 21.7       |
|            |          |       | 3             | 1         | 1   | 21.5                     | 21.6     | 21.8       |
|            |          |       | 3             | 3         | 1   | 21.5                     | 21.6     | 21.7       |
|            |          |       | 6             | 0         | 2   | 20.3                     | 20.4     | 20.7       |

**LTE Band 4 Measured Results**

| Band       | BW (MHz) | Mode  | RB Allocation | RB offset | MPR | Max. Meas. Avg Pwr (dBm) |            |            |
|------------|----------|-------|---------------|-----------|-----|--------------------------|------------|------------|
|            |          |       |               |           |     | 1720 MHz                 | 1732.5 MHz | 1745 MHz   |
| LTE Band 4 | 20       | QPSK  | 1             | 0         | 0   |                          | 22.2       |            |
|            |          |       | 1             | 49        | 0   |                          | 22.1       |            |
|            |          |       | 1             | 99        | 0   |                          | 22.2       |            |
|            |          |       | 50            | 0         | 1   |                          | 21.0       |            |
|            |          |       | 50            | 24        | 1   |                          | 21.0       |            |
|            |          |       | 50            | 50        | 1   |                          | 21.0       |            |
|            |          |       | 100           | 0         | 1   |                          | 21.0       |            |
|            |          | 16QAM | 1             | 0         | 1   |                          | 21.1       |            |
|            |          |       | 1             | 49        | 1   |                          | 21.1       |            |
|            |          |       | 1             | 99        | 1   |                          | 21.1       |            |
|            |          |       | 50            | 0         | 2   |                          | 20.0       |            |
|            |          |       | 50            | 24        | 2   |                          | 20.0       |            |
|            |          |       | 50            | 50        | 2   |                          | 20.0       |            |
|            |          |       | 100           | 0         | 2   |                          | 20.0       |            |
| Band       | BW (MHz) | Mode  | RB Allocation | RB offset | MPR | Max. Meas. Avg Pwr (dBm) |            |            |
|            |          |       |               |           |     | 1717.5 MHz               | 1732.5 MHz | 1747.5 MHz |
| LTE Band 4 | 15       | QPSK  | 1             | 0         | 0   | 22.3                     | 22.1       | 22.3       |
|            |          |       | 1             | 37        | 0   | 22.2                     | 22.1       | 22.3       |
|            |          |       | 1             | 74        | 0   | 22.2                     | 22.2       | 22.3       |
|            |          |       | 36            | 0         | 1   | 21.1                     | 21.0       | 21.2       |
|            |          |       | 36            | 20        | 1   | 21.1                     | 21.0       | 21.2       |
|            |          |       | 36            | 39        | 1   | 21.0                     | 21.0       | 21.2       |
|            |          |       | 75            | 0         | 1   | 21.1                     | 21.0       | 21.1       |
|            |          | 16QAM | 1             | 0         | 1   | 21.1                     | 21.1       | 21.1       |
|            |          |       | 1             | 37        | 1   | 21.0                     | 21.1       | 21.1       |
|            |          |       | 1             | 74        | 1   | 21.0                     | 21.0       | 21.1       |
|            |          |       | 36            | 0         | 2   | 20.1                     | 19.9       | 20.1       |
|            |          |       | 36            | 20        | 2   | 20.1                     | 19.9       | 20.1       |
|            |          |       | 36            | 39        | 2   | 20.0                     | 19.9       | 20.1       |
|            |          |       | 75            | 0         | 2   | 20.1                     | 19.9       | 20.2       |
| Band       | BW (MHz) | Mode  | RB Allocation | RB offset | MPR | Max. Meas. Avg Pwr (dBm) |            |            |
|            |          |       |               |           |     | 1715 MHz                 | 1732.5 MHz | 1750 MHz   |
| LTE Band 4 | 10       | QPSK  | 1             | 0         | 0   | 22.3                     | 22.1       | 22.3       |
|            |          |       | 1             | 25        | 0   | 22.2                     | 22.1       | 22.3       |
|            |          |       | 1             | 49        | 0   | 22.2                     | 22.1       | 22.3       |
|            |          |       | 25            | 0         | 1   | 21.2                     | 21.0       | 21.2       |
|            |          |       | 25            | 12        | 1   | 21.2                     | 21.0       | 21.2       |
|            |          |       | 25            | 25        | 1   | 21.1                     | 21.0       | 21.3       |
|            |          |       | 50            | 0         | 1   | 21.2                     | 21.0       | 21.2       |
|            |          | 16QAM | 1             | 0         | 1   | 21.3                     | 21.0       | 21.1       |
|            |          |       | 1             | 25        | 1   | 21.2                     | 20.9       | 21.1       |
|            |          |       | 1             | 49        | 1   | 21.2                     | 20.9       | 21.2       |
|            |          |       | 25            | 0         | 2   | 20.2                     | 20.1       | 20.2       |
|            |          |       | 25            | 12        | 2   | 20.1                     | 20.0       | 20.2       |
|            |          |       | 25            | 25        | 2   | 20.1                     | 20.0       | 20.2       |
|            |          |       | 50            | 0         | 2   | 20.1                     | 20.0       | 20.2       |

**LTE Band 4 Measured Results (continued)**

| Band       | BW (MHz) | Mode  | RB Allocation | RB offset | MPR | Max. Meas. Avg Pwr (dBm) |            |            |
|------------|----------|-------|---------------|-----------|-----|--------------------------|------------|------------|
|            |          |       |               |           |     | 1712.5 MHz               | 1732.5 MHz | 1752.5 MHz |
| LTE Band 4 | 5        | QPSK  | 1             | 0         | 0   | 22.2                     | 21.9       | 22.3       |
|            |          |       | 1             | 12        | 0   | 22.1                     | 21.9       | 22.3       |
|            |          |       | 1             | 24        | 0   | 22.1                     | 21.9       | 22.3       |
|            |          |       | 12            | 0         | 1   | 21.2                     | 21.0       | 21.2       |
|            |          |       | 12            | 7         | 1   | 21.2                     | 21.0       | 21.2       |
|            |          |       | 12            | 13        | 1   | 21.2                     | 21.0       | 21.2       |
|            |          |       | 25            | 0         | 1   | 21.2                     | 21.0       | 21.3       |
|            |          | 16QAM | 1             | 0         | 1   | 21.2                     | 20.8       | 21.1       |
|            |          |       | 1             | 12        | 1   | 21.1                     | 20.8       | 21.0       |
|            |          |       | 1             | 24        | 1   | 21.1                     | 20.8       | 21.1       |
|            |          |       | 12            | 0         | 2   | 20.2                     | 19.9       | 20.2       |
|            |          |       | 12            | 7         | 2   | 20.2                     | 19.9       | 20.1       |
|            |          |       | 12            | 13        | 2   | 20.2                     | 20.0       | 20.2       |
|            |          |       | 25            | 0         | 2   | 20.2                     | 20.0       | 20.2       |
| Band       | BW (MHz) | Mode  | RB Allocation | RB offset | MPR | Max. Meas. Avg Pwr (dBm) |            |            |
|            |          |       |               |           |     | 1711.5 MHz               | 1732.5 MHz | 1753.5 MHz |
| LTE Band 4 | 3        | QPSK  | 1             | 0         | 0   | 22.4                     | 22.1       | 22.3       |
|            |          |       | 1             | 8         | 0   | 22.3                     | 22.1       | 22.2       |
|            |          |       | 1             | 14        | 0   | 22.3                     | 22.1       | 22.3       |
|            |          |       | 8             | 0         | 1   | 21.3                     | 21.0       | 21.2       |
|            |          |       | 8             | 4         | 1   | 21.3                     | 21.1       | 21.3       |
|            |          |       | 8             | 7         | 1   | 21.2                     | 21.0       | 21.2       |
|            |          |       | 15            | 0         | 1   | 21.3                     | 21.0       | 21.3       |
|            |          | 16QAM | 1             | 0         | 1   | 21.4                     | 21.2       | 21.2       |
|            |          |       | 1             | 8         | 1   | 21.5                     | 21.2       | 21.3       |
|            |          |       | 1             | 14        | 1   | 21.5                     | 21.1       | 21.2       |
|            |          |       | 8             | 0         | 2   | 20.3                     | 19.9       | 20.3       |
|            |          |       | 8             | 4         | 2   | 20.3                     | 19.9       | 20.3       |
|            |          |       | 8             | 7         | 2   | 20.3                     | 20.0       | 20.3       |
|            |          |       | 15            | 0         | 2   | 20.2                     | 20.0       | 20.2       |
| Band       | BW (MHz) | Mode  | RB Allocation | RB offset | MPR | Max. Meas. Avg Pwr (dBm) |            |            |
|            |          |       |               |           |     | 1710.7 MHz               | 1732.5 MHz | 1754.3 MHz |
| LTE Band 4 | 1.4      | QPSK  | 1             | 0         | 0   | 22.3                     | 22.1       | 22.3       |
|            |          |       | 1             | 3         | 0   | 22.3                     | 22.1       | 22.2       |
|            |          |       | 1             | 5         | 0   | 22.3                     | 22.1       | 22.3       |
|            |          |       | 3             | 0         | 0   | 22.3                     | 22.1       | 22.3       |
|            |          |       | 3             | 1         | 0   | 22.4                     | 22.1       | 22.3       |
|            |          |       | 3             | 3         | 0   | 22.4                     | 22.1       | 22.3       |
|            |          |       | 6             | 0         | 1   | 21.3                     | 21.1       | 21.3       |
|            |          | 16QAM | 1             | 0         | 1   | 21.1                     | 21.0       | 21.0       |
|            |          |       | 1             | 3         | 1   | 21.1                     | 20.7       | 21.1       |
|            |          |       | 1             | 5         | 1   | 21.1                     | 20.9       | 21.0       |
|            |          |       | 3             | 0         | 1   | 21.4                     | 21.0       | 21.2       |
|            |          |       | 3             | 1         | 1   | 21.3                     | 20.9       | 21.1       |
|            |          |       | 3             | 3         | 1   | 21.3                     | 20.9       | 21.1       |
|            |          |       | 6             | 0         | 2   | 20.2                     | 19.8       | 20.2       |

**Note(s):**

20 MHz Bandwidths does not support at least three non-overlapping channels in certain channel bandwidths. When a device supports overlapping channel assignment in a channel bandwidth configuration, the middle channel of the group of overlapping channels should be selected for testing per KDB 941225 D05 SAR for LTE Devices

**LTE Band 5 Measured Results**

| Band       | BW (MHz) | Mode  | RB Allocation | RB offset | MPR  | Max. Meas. Avg Pwr (dBm) |           |           |                          |           |           |
|------------|----------|-------|---------------|-----------|------|--------------------------|-----------|-----------|--------------------------|-----------|-----------|
|            |          |       |               |           |      | 829 MHz                  | 836.5 MHz | 844 MHz   |                          |           |           |
| LTE Band 5 | 10       | QPSK  | 1             | 0         | 0    |                          | 24.3      |           |                          |           |           |
|            |          |       | 1             | 25        | 0    |                          | 24.2      |           |                          |           |           |
|            |          |       | 1             | 49        | 0    |                          | 24.2      |           |                          |           |           |
|            |          |       | 25            | 0         | 1    |                          | 23.2      |           |                          |           |           |
|            |          |       | 25            | 12        | 1    |                          | 23.2      |           |                          |           |           |
|            |          |       | 25            | 25        | 1    |                          | 23.1      |           |                          |           |           |
|            |          |       | 50            | 0         | 1    |                          | 23.1      |           |                          |           |           |
|            |          | 16QAM | 1             | 0         | 1    |                          | 23.2      |           |                          |           |           |
|            |          |       | 1             | 25        | 1    |                          | 23.1      |           |                          |           |           |
|            |          |       | 1             | 49        | 1    |                          | 23.1      |           |                          |           |           |
|            |          |       | 25            | 0         | 2    |                          | 22.2      |           |                          |           |           |
|            |          |       | 25            | 12        | 2    |                          | 22.2      |           |                          |           |           |
|            |          |       | 25            | 25        | 2    |                          | 22.2      |           |                          |           |           |
|            |          |       | 50            | 0         | 2    |                          | 22.2      |           |                          |           |           |
| Band       | BW (MHz) | Mode  | RB Allocation | RB offset | MPR  | Max. Meas. Avg Pwr (dBm) |           |           |                          |           |           |
|            |          |       |               |           |      | 826.5 MHz                | 836.5 MHz | 846.5 MHz |                          |           |           |
| LTE Band 5 | 5        | QPSK  | 1             | 0         | 0    | 24.1                     | 24.2      | 24.1      |                          |           |           |
|            |          |       | 1             | 12        | 0    | 24.1                     | 24.1      | 24.1      |                          |           |           |
|            |          |       | 1             | 24        | 0    | 24.1                     | 24.1      | 24.1      |                          |           |           |
|            |          |       | 12            | 0         | 1    | 23.1                     | 23.2      | 23.1      |                          |           |           |
|            |          |       | 12            | 7         | 1    | 23.1                     | 23.2      | 23.1      |                          |           |           |
|            |          |       | 12            | 13        | 1    | 23.1                     | 23.2      | 23.0      |                          |           |           |
|            |          |       | 25            | 0         | 1    | 23.1                     | 23.2      | 23.0      |                          |           |           |
|            |          | 16QAM | 1             | 0         | 1    | 23.2                     | 23.0      | 23.0      |                          |           |           |
|            |          |       | 1             | 12        | 1    | 23.2                     | 23.0      | 23.0      |                          |           |           |
|            |          |       | 1             | 24        | 1    | 23.2                     | 23.0      | 23.0      |                          |           |           |
|            |          |       | 12            | 0         | 2    | 22.1                     | 22.1      | 22.0      |                          |           |           |
|            |          |       | 12            | 7         | 2    | 22.1                     | 22.2      | 22.0      |                          |           |           |
|            |          |       | 12            | 13        | 2    | 22.1                     | 22.1      | 22.0      |                          |           |           |
|            |          |       | 25            | 0         | 2    | 22.1                     | 22.1      | 22.1      |                          |           |           |
|            |          |       | Band          | BW (MHz)  | Mode | RB Allocation            | RB offset | MPR       | Max. Meas. Avg Pwr (dBm) |           |           |
|            |          |       |               |           |      |                          |           |           | 825.5 MHz                | 836.5 MHz | 847.5 MHz |
| LTE Band 5 | 3        | QPSK  | 1             | 0         | 0    | 24.2                     | 24.3      | 24.2      |                          |           |           |
|            |          |       | 1             | 8         | 0    | 24.1                     | 24.3      | 24.2      |                          |           |           |
|            |          |       | 1             | 14        | 0    | 24.2                     | 24.3      | 24.2      |                          |           |           |
|            |          |       | 8             | 0         | 1    | 23.1                     | 23.2      | 23.0      |                          |           |           |
|            |          |       | 8             | 4         | 1    | 23.1                     | 23.2      | 23.0      |                          |           |           |
|            |          |       | 8             | 7         | 1    | 23.1                     | 23.2      | 23.0      |                          |           |           |
|            |          |       | 15            | 0         | 1    | 23.1                     | 23.2      | 23.0      |                          |           |           |
|            |          | 16QAM | 1             | 0         | 1    | 23.5                     | 23.4      | 23.0      |                          |           |           |
|            |          |       | 1             | 8         | 1    | 23.3                     | 23.3      | 22.9      |                          |           |           |
|            |          |       | 1             | 14        | 1    | 23.3                     | 23.5      | 22.8      |                          |           |           |
|            |          |       | 8             | 0         | 2    | 22.0                     | 22.0      | 21.9      |                          |           |           |
|            |          |       | 8             | 4         | 2    | 22.0                     | 22.0      | 21.9      |                          |           |           |
|            |          |       | 8             | 7         | 2    | 22.0                     | 22.0      | 21.9      |                          |           |           |
|            |          |       | 15            | 0         | 2    | 22.1                     | 22.1      | 21.9      |                          |           |           |

**LTE Band 5 Measured Results (continued)**

| Band       | BW (MHz) | Mode  | RB Allocation | RB offset | MPR | Max. Meas. Avg Pwr (dBm) |           |           |
|------------|----------|-------|---------------|-----------|-----|--------------------------|-----------|-----------|
|            |          |       |               |           |     | 824.7 MHz                | 836.5 MHz | 848.3 MHz |
| LTE Band 5 | 1.4      | QPSK  | 1             | 0         | 0   | 24.2                     | 24.3      | 24.2      |
|            |          |       | 1             | 3         | 0   | 24.1                     | 24.3      | 24.2      |
|            |          |       | 1             | 5         | 0   | 24.2                     | 24.3      | 24.2      |
|            |          |       | 3             | 0         | 0   | 24.2                     | 24.3      | 24.1      |
|            |          |       | 3             | 1         | 0   | 24.2                     | 24.3      | 24.1      |
|            |          |       | 3             | 3         | 0   | 24.2                     | 24.3      | 24.1      |
|            |          |       | 6             | 0         | 1   | 23.1                     | 23.2      | 23.0      |
|            |          | 16QAM | 1             | 0         | 1   | 23.4                     | 23.4      | 23.3      |
|            |          |       | 1             | 3         | 1   | 23.4                     | 23.4      | 23.1      |
|            |          |       | 1             | 5         | 1   | 23.4                     | 23.4      | 23.2      |
|            |          |       | 3             | 0         | 1   | 23.3                     | 23.3      | 23.3      |
|            |          |       | 3             | 1         | 1   | 23.3                     | 23.4      | 23.3      |
|            |          |       | 3             | 3         | 1   | 23.3                     | 23.3      | 23.3      |
|            |          |       | 6             | 0         | 2   | 22.2                     | 22.1      | 22.0      |

**Note(s):**

10 MHz Bandwidths does not support at least three non-overlapping channels in certain channel bandwidths. When a device supports overlapping channel assignment in a channel bandwidth configuration, the middle channel of the group of overlapping channels should be selected for testing per KDB 941225 D05 SAR for LTE Devices

**LTE Band 17 Measured Results**

| Band        | BW (MHz) | Mode  | RB Allocation | RB offset | MPR | Max. Meas. Avg Pwr (dBm) |
|-------------|----------|-------|---------------|-----------|-----|--------------------------|
|             |          |       |               |           |     | 710 MHz                  |
| LTE Band 17 | 10       | QPSK  | 1             | 0         | 0   | 23.9                     |
|             |          |       | 1             | 25        | 0   | 23.8                     |
|             |          |       | 1             | 49        | 0   | 23.8                     |
|             |          |       | 25            | 0         | 1   | 22.7                     |
|             |          |       | 25            | 12        | 1   | 22.7                     |
|             |          |       | 25            | 25        | 1   | 22.7                     |
|             |          |       | 50            | 0         | 1   | 22.7                     |
|             |          | 16QAM | 1             | 0         | 1   | 22.6                     |
|             |          |       | 1             | 25        | 1   | 22.6                     |
|             |          |       | 1             | 49        | 1   | 22.6                     |
|             |          |       | 25            | 0         | 2   | 21.7                     |
|             |          |       | 25            | 12        | 2   | 21.7                     |
|             |          |       | 25            | 25        | 2   | 21.6                     |
|             |          |       | 50            | 0         | 2   | 21.6                     |
| Band        | BW (MHz) | Mode  | RB Allocation | RB offset | MPR | Max. Meas. Avg Pwr (dBm) |
|             |          |       |               |           |     | 710 MHz                  |
| LTE Band 17 | 5        | QPSK  | 1             | 0         | 0   | 23.9                     |
|             |          |       | 1             | 12        | 0   | 23.8                     |
|             |          |       | 1             | 24        | 0   | 23.8                     |
|             |          |       | 12            | 0         | 1   | 22.7                     |
|             |          |       | 12            | 7         | 1   | 22.7                     |
|             |          |       | 12            | 13        | 1   | 22.7                     |
|             |          |       | 25            | 0         | 1   | 22.7                     |
|             |          | 16QAM | 1             | 0         | 1   | 22.9                     |
|             |          |       | 1             | 12        | 1   | 22.9                     |
|             |          |       | 1             | 24        | 1   | 22.9                     |
|             |          |       | 12            | 0         | 2   | 21.6                     |
|             |          |       | 12            | 7         | 2   | 21.6                     |
|             |          |       | 12            | 13        | 2   | 21.6                     |
|             |          |       | 25            | 0         | 2   | 21.6                     |

**Note(s):**

10/5 MHz Bandwidths does not support at least three non-overlapping channels in certain channel bandwidths. When a device supports overlapping channel assignment in a channel bandwidth configuration, the middle channel of the group of overlapping channels should be selected for testing per KDB 941225 D05 SAR for LTE Devices

## 9.4. Wi-Fi 2.4 GHz (DTS Band)

### Measured Results (Max Power)

| Mode           | Data Rate | Ch # | Freq. (MHz) | Meas. Avg Pwr (dBm) | Max Output Power (dBm) | SAR Test (Yes/No) |
|----------------|-----------|------|-------------|---------------------|------------------------|-------------------|
| 802.11b        | 1 Mbps    | 1    | 2412        | 16.5                | 17.5                   | Yes               |
|                |           | 6    | 2437        | 16.6                |                        |                   |
|                |           | 11   | 2462        | 17.4                |                        |                   |
|                |           | 12   | 2467        | 5.3                 | 5.5                    | No                |
|                |           | 13   | 2472        | 5.0                 |                        |                   |
| 802.11g        | 6 Mbps    | 1    | 2412        | Not Require         | 16.5                   | No                |
|                |           | 6    | 2437        |                     |                        |                   |
|                |           | 11   | 2462        |                     |                        |                   |
|                |           | 12   | 2467        |                     |                        |                   |
|                |           | 13   | 2472        |                     | 0.5                    |                   |
| 802.11n (HT20) | 6.5 Mbps  | 1    | 2412        | Not Require         | 15.5                   | No                |
|                |           | 6    | 2437        |                     |                        |                   |
|                |           | 11   | 2462        |                     |                        |                   |
|                |           | 12   | 2467        |                     |                        |                   |
|                |           | 13   | 2472        |                     | 0.5                    |                   |

### Measured Results (Reduction Power)

| Mode           | Data Rate | Ch # | Freq. (MHz) | Meas. Avg Pwr (dBm) | Max Output Power (dBm) | SAR Test (Yes/No) |
|----------------|-----------|------|-------------|---------------------|------------------------|-------------------|
| 802.11b        | 1 Mbps    | 1    | 2412        | 13.7                | 14.5                   | Yes               |
|                |           | 6    | 2437        | 13.7                |                        |                   |
|                |           | 11   | 2462        | 14.5                |                        |                   |
|                |           | 12   | 2467        | 5.3                 | 5.5                    | No                |
|                |           | 13   | 2472        | 5.0                 |                        |                   |
| 802.11g        | 6 Mbps    | 1    | 2412        | 14.4                | 14.5                   | No                |
|                |           | 6    | 2437        | 14.5                |                        |                   |
|                |           | 11   | 2462        | 14.3                |                        |                   |
|                |           | 12   | 2467        | 0.0                 | 0.5                    |                   |
|                |           | 13   | 2472        | -0.2                |                        |                   |
| 802.11n (HT20) | 6.5 Mbps  | 1    | 2412        | 14.2                | 14.5                   | No                |
|                |           | 6    | 2437        | 14.3                |                        |                   |
|                |           | 11   | 2462        | 14.1                |                        |                   |
|                |           | 12   | 7.05        | -0.4                | 0.5                    |                   |
|                |           | 13   | 1.31        | -0.6                |                        |                   |

### Note(s):

- SAR is not required for 802.11g/n modes when the adjusted SAR for 802.11b is < 1.2 W/kg.
- For "Not required", SAR Test reduction was applied from KDB 248227 guidance, Sec. 2.1, b), 1) when the same maximum power is specified for multiple transmission modes in a frequency band, the largest channel bandwidth, lowest order modulation, lowest data rate and lowest order 802.11a/g/n/ac mode is used for SAR measurement, on the highest measured output power channel in the initial test configuration, for each frequency band. Additional output power measurements were not deemed necessary.
- Additionally, SAR is not required for Channels 12 and 13 because the tune-up limit and the measured output power for these two channels are no greater than those for the default test channels. Refer to §6.3.

### 9.5. Bluetooth

#### Average Power Measured Results

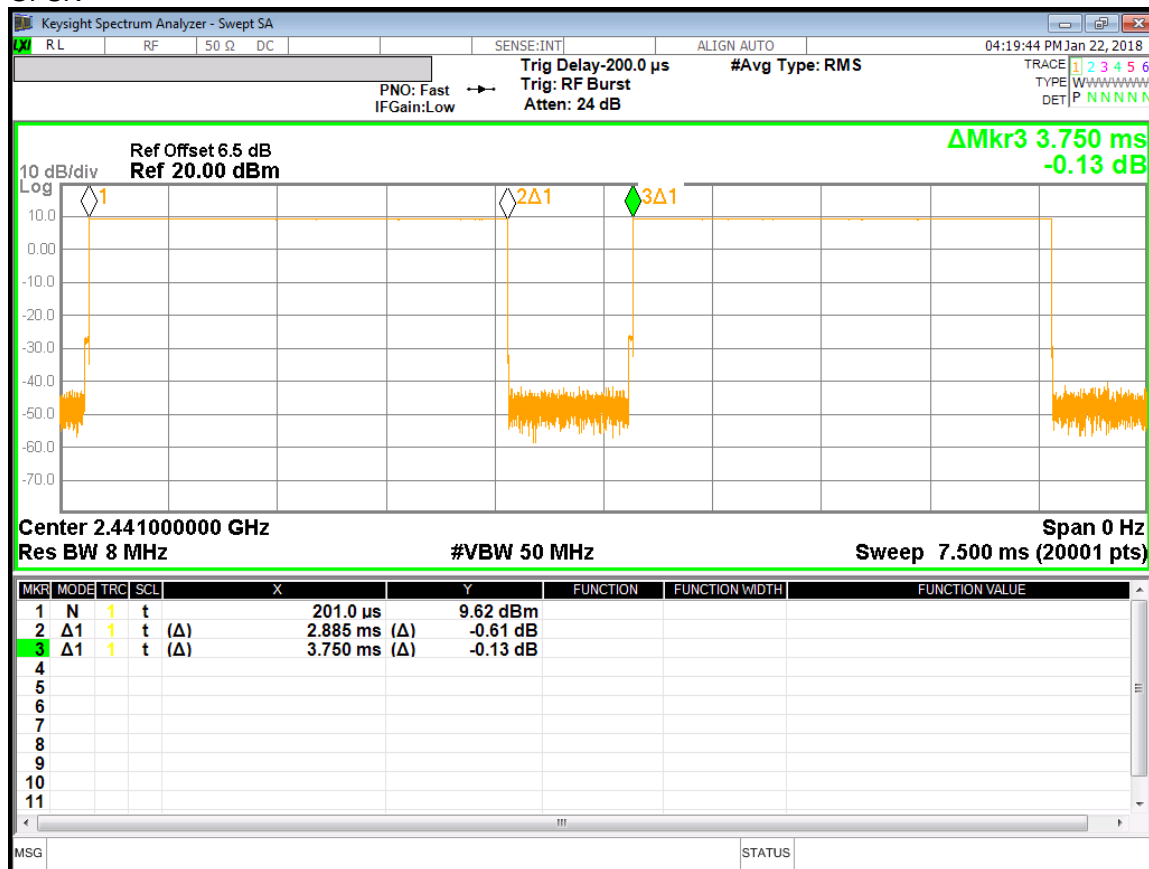
| Band (GHz) | Mode               | Ch # | Freq. (MHz) | Meas. Avg Pwr (dBm) | Meas. Avg Pwr (mW) |
|------------|--------------------|------|-------------|---------------------|--------------------|
| 2.4        | GFSK               | 0    | 2402        | 8.6                 | 7.30               |
|            |                    | 39   | 2441        | 9.1                 | 8.21               |
|            |                    | 78   | 2480        | 8.2                 | 6.54               |
|            | EDR, $\pi/4$ DQPSK | 0    | 2402        | 4.7                 | 2.97               |
|            |                    | 39   | 2441        | 5.7                 | 3.72               |
|            |                    | 78   | 2480        | 4.7                 | 2.95               |
|            | EDR, 8-DPSK        | 0    | 2402        | 4.7                 | 2.98               |
|            |                    | 39   | 2441        | 5.7                 | 3.73               |
|            |                    | 78   | 2480        | 4.7                 | 2.97               |
|            | LE, GFSK           | 0    | 2402        | 8.3                 | 6.72               |
|            |                    | 19   | 2440        | 9.2                 | 8.26               |
|            |                    | 39   | 2480        | 7.8                 | 5.98               |

#### Duty Factor Measured Results

| Mode | Type | T on (ms) | Period (ms) | Duty Cycle | Crest Factor (1/duty cycle) |
|------|------|-----------|-------------|------------|-----------------------------|
| GFSK | DH5  | 2.885     | 3.75        | 76.93%     | 1.30                        |

### Duty Cycle plots

#### GFSK



## 10. Measured and Reported (Scaled) SAR Results

### SAR Test Reduction criteria are as follows:

Reported SAR(W/kg) for WWAN= Measured SAR \*Tune-up Scaling Factor

Reported SAR(W/kg) for Wi-Fi and Bluetooth= Measured SAR \* Tune-up scaling factor \* Duty Cycle scaling factor

### KDB 447498 D01 General RF Exposure Guidance:

Testing of other required channels within the operating mode of a frequency band is not required when the reported 1-g or 10-g SAR for the mid-band or highest output power channel is:

- $\leq 0.8$  W/kg or 2.0 W/kg, for 1-g or 10-g respectively, when the transmission band is  $\leq 100$  MHz
- $\leq 0.6$  W/kg or 1.5 W/kg, for 1-g or 10-g respectively, when the transmission band is between 100 MHz and 200 MHz
- $\leq 0.4$  W/kg or 1.0 W/kg, for 1-g or 10-g respectively, when the transmission band is  $\geq 200$  MHz

### KDB 648474 D04 Handset SAR:

With headset attached, when the reported SAR for body-worn accessory, measured without a headset connected to the handset, is  $> 1.2$  W/kg, the highest reported SAR configuration for that wireless mode and frequency band should be repeated for that body-worn accessory with a headset attached to the handset.

### KDB 648474 D04 Handset SAR (Phablet Only):

When hotspot mode does not apply, 10-g Extremity SAR is required for all surfaces and edges with an antenna located at  $\leq 25$  mm from that surface or edge in direct contact with a flat phantom, to address interactive hand use exposure conditions. When hotspot mode applies, 10-g extremity SAR is required only for the surfaces and edges with hotspot mode 1-g reported SAR  $> 1.2$  W/kg .

Additional 1-g SAR testing at 5 mm is not required when hotspot mode 10-g extremity SAR is not required for the surfaces and edges; since all 1-g reported SAR  $< 1.2$  W/kg.

### KDB 941225 D01 SAR test for 3G devices:

When the maximum output power and tune-up tolerance specified for production units in a secondary mode is  $\leq 1/4$  dB higher than the primary mode or when the highest reported SAR of the primary mode is scaled by the ratio of specified maximum output power and tune-up tolerance of secondary to primary mode and the adjusted SAR is  $\leq 1.2$  W/kg, SAR measurement is not required for the secondary mode.

### KDB 941225 D05 SAR for LTE Devices:

SAR test reduction is applied using the following criteria:

- Start with the largest channel bandwidth and measure SAR for QPSK with 1 RB, and 50% RB allocation, using the RB offset and required test channel combination with the highest maximum output power among RB offsets at the upper edge, middle and lower edge of each required test channel.
- When the reported SAR is  $> 0.8$  W/kg, testing for other Channels is performed at the highest output power level for 1RB, and 50% RB configuration for that channel.
- Testing for 100% RB configuration is performed at the highest output power level for 100% RB configuration across the Low, Mid and High Channel when the highest reported SAR for 1 RB and 50% RB are  $> 0.8$  W/kg. Testing for the remaining required channels is not needed because the reported SAR for 100% RB Allocation  $< 1.45$  W/kg.
- Testing for 16-QAM modulation is not required because the reported SAR for QPSK is  $< 1.45$  W/Kg and its output power is not more than 0.5 dB higher than that of QPSK.
- Testing for the other channel bandwidths is not required because the reported SAR for the highest channel bandwidth is  $< 1.45$  W/Kg and its output power is not more than 0.5 dB higher than that of the highest channel bandwidth.
- For LTE bands that do not support at least three non-overlapping channels in certain channel bandwidths, test the available non-overlapping channels instead. When a device supports overlapping channel assignment in a channel bandwidth configuration, the middle channel of the group of overlapping channels should be selected for testing; therefore, the requirement for H, M and L channels may not fully apply.

### KDB 248227 D01 SAR meas for 802.11:

SAR test reduction for 802.11 Wi-Fi transmission mode configurations are considered separately for DSSS and OFDM. An initial test position is determined to reduce the number of tests required for certain exposure configurations with multiple test positions. An initial test configuration is determined for each frequency band and aggregated band according to maximum output power, channel bandwidth, wireless mode configurations and other operating parameters to streamline the measurement requirements. For 2.4 GHz DSSS, either the initial test position or DSSS procedure is applied to reduce the number of SAR tests; these are

mutually exclusive. For OFDM, an initial test position is only applicable to next to the ear, UMPC mini-tablet and hotspot mode configurations, which is tested using the initial test configuration to facilitate test reduction. For other exposure conditions with a fixed test position, SAR test reduction is determined using only the initial test configuration.

The multiple test positions require SAR measurements in head, hotspot mode or UMPC mini-tablet configurations may be reduced according to the highest reported SAR determined using the initial test position(s) by applying the DSSS or OFDM SAR measurement procedures in the required wireless mode test configuration(s). The initial test position(s) is measured using the highest measured maximum output power channel in the required wireless mode test configuration(s). When the reported SAR for the initial test position is:

- $\leq 0.4$  W/kg, further SAR measurement is not required for the other test positions in that exposure configuration and wireless mode combination within the frequency band or aggregated band. DSSS and OFDM configurations are considered separately according to the required SAR procedures.
- $> 0.4$  W/kg, SAR is repeated using the same wireless mode test configuration tested in the initial test position to measure the subsequent next closest/smallest test separation distance and maximum coupling test position, on the highest maximum output power channel, until the reported SAR is  $\leq 0.8$  W/kg or all required test positions are tested.
  - For subsequent test positions with equivalent test separation distance or when exposure is dominated by coupling conditions, the position for maximum coupling condition should be tested.
  - When it is unclear, all equivalent conditions must be tested.
- For all positions/configurations tested using the initial test position and subsequent test positions, when the reported SAR is  $> 0.8$  W/kg, measure the SAR for these positions/configurations on the subsequent next highest measured output power channel(s) until the reported SAR is  $\leq 1.2$  W/kg or all required test channels are considered.
  - The additional power measurements required for this step should be limited to those necessary for identifying subsequent highest output power channels to apply the test reduction.
- When the specified maximum output power is the same for both UNII 1 and UNII 2A, begin SAR measurements in UNII 2A with the channel with the highest measured output power. If the reported SAR for UNII 2A is  $\leq 1.2$  W/kg, SAR is not required for UNII 1; otherwise treat the remaining bands separately and test them independently for SAR.
- When the specified maximum output power is different between UNII 1 and UNII 2A, begin SAR with the band that has the higher specified maximum output. If the highest reported SAR for the band with the highest specified power is  $\leq 1.2$  W/kg, testing for the band with the lower specified output power is not required; otherwise test the remaining bands independently for SAR.

To determine the initial test position, Area Scans were performed to determine the position with the *Maximum Value of SAR (measured)*. The position that produced the highest *Maximum Value of SAR* is considered the worst case position; thus used as the initial test position.

**10.1. GSM850**

| RF Exposure Conditions | Mode         | Dist. (mm) | Test Position | Ch #. | Freq. (MHz) | Power (dBm)   |       | 1-g SAR (W/kg) |        | Plot No. |
|------------------------|--------------|------------|---------------|-------|-------------|---------------|-------|----------------|--------|----------|
|                        |              |            |               |       |             | Tune-up limit | Meas. | Meas.          | Scaled |          |
| Head                   | GPRS 4 Slots | 0          | Left Touch    | 190   | 836.6       | 28.0          | 27.7  | 0.370          | 0.399  | 1        |
|                        |              |            | Left Tilt     | 190   | 836.6       | 28.0          | 27.7  | 0.258          | 0.278  |          |
|                        |              |            | Right Touch   | 190   | 836.6       | 28.0          | 27.7  | 0.294          | 0.317  |          |
|                        |              |            | Right Tilt    | 190   | 836.6       | 28.0          | 27.7  | 0.246          | 0.265  |          |
| Body-worn              | GPRS 4 Slots | 15         | Rear          | 190   | 836.6       | 28.0          | 27.7  | 0.464          | 0.501  | 2        |
|                        |              |            | Front         | 190   | 836.6       | 28.0          | 27.7  | 0.429          | 0.463  |          |
| Hotspot                | GPRS 4 Slots | 10         | Rear          | 190   | 836.6       | 28.0          | 27.7  | 0.627          | 0.677  |          |
|                        |              |            | Front         | 190   | 836.6       | 28.0          | 27.7  | 0.555          | 0.599  |          |
|                        |              |            | Edge 2        | 190   | 836.6       | 28.0          | 27.7  | 0.294          | 0.317  |          |
|                        |              |            | Edge 3        | 190   | 836.6       | 28.0          | 27.7  | 0.384          | 0.414  |          |
|                        |              |            | Edge 4        | 190   | 836.6       | 28.0          | 27.7  | 0.672          | 0.725  | 3        |

**10.2. GSM1900**

| RF Exposure Conditions | Mode         | Dist. (mm) | Test Position | Ch #. | Freq. (MHz) | Power (dBm)   |       | 1-g SAR (W/kg) |        | Plot No. |
|------------------------|--------------|------------|---------------|-------|-------------|---------------|-------|----------------|--------|----------|
|                        |              |            |               |       |             | Tune-up limit | Meas. | Meas.          | Scaled |          |
| Head                   | GPRS 2 Slots | 0          | Left Touch    | 661   | 1880.0      | 29.0          | 28.2  | 0.301          | 0.360  | 4        |
|                        |              |            | Left Tilt     | 661   | 1880.0      | 29.0          | 28.2  | 0.089          | 0.106  |          |
|                        |              |            | Right Touch   | 661   | 1880.0      | 29.0          | 28.2  | 0.132          | 0.158  |          |
|                        |              |            | Right Tilt    | 661   | 1880.0      | 29.0          | 28.2  | 0.099          | 0.118  |          |
| Body-worn              | GPRS 2 Slots | 15         | Rear          | 661   | 1880.0      | 29.0          | 28.2  | 0.217          | 0.260  | 5        |
|                        |              |            | Front         | 661   | 1880.0      | 29.0          | 28.2  | 0.205          | 0.245  |          |
| Hotspot                | GPRS 2 Slots | 10         | Rear          | 661   | 1880.0      | 29.0          | 28.2  | 0.481          | 0.575  | 6        |
|                        |              |            | Front         | 661   | 1880.0      | 29.0          | 28.2  | 0.441          | 0.528  |          |
|                        |              |            | Edge 2        | 661   | 1880.0      | 29.0          | 28.2  | 0.096          | 0.115  |          |
|                        |              |            | Edge 3        | 661   | 1880.0      | 29.0          | 28.2  | 0.149          | 0.178  |          |
|                        |              |            | Edge 4        | 661   | 1880.0      | 29.0          | 28.2  | 0.280          | 0.335  |          |

**10.3. W-CDMA Band II**

| RF Exposure Conditions | Mode       | Dist. (mm) | Test Position | Ch #. | Freq. (MHz) | Power (dBm)   |       | 1-g SAR (W/kg) |        | Plot No. |
|------------------------|------------|------------|---------------|-------|-------------|---------------|-------|----------------|--------|----------|
|                        |            |            |               |       |             | Tune-up limit | Meas. | Meas.          | Scaled |          |
| Head                   | Rel 99 RMC | 0          | Left Touch    | 9400  | 1880.0      | 22.5          | 22.1  | 0.305          | 0.333  | 7        |
|                        |            |            | Left Tilt     | 9400  | 1880.0      | 22.5          | 22.1  | 0.095          | 0.104  |          |
|                        |            |            | Right Touch   | 9400  | 1880.0      | 22.5          | 22.1  | 0.146          | 0.159  |          |
|                        |            |            | Right Tilt    | 9400  | 1880.0      | 22.5          | 22.1  | 0.099          | 0.108  |          |
| Body-worn              | Rel 99 RMC | 15         | Rear          | 9400  | 1880.0      | 22.5          | 22.1  | 0.265          | 0.289  | 8        |
|                        |            |            | Front         | 9400  | 1880.0      | 22.5          | 22.1  | 0.211          | 0.230  |          |
| Hotspot                | Rel 99 RMC | 10         | Rear          | 9400  | 1880.0      | 22.5          | 22.1  | 0.593          | 0.647  | 9        |
|                        |            |            | Front         | 9400  | 1880.0      | 22.5          | 22.1  | 0.431          | 0.470  |          |
|                        |            |            | Edge 2        | 9400  | 1880.0      | 22.5          | 22.1  | 0.118          | 0.129  |          |
|                        |            |            | Edge 3        | 9400  | 1880.0      | 22.5          | 22.1  | 0.192          | 0.209  |          |
|                        |            |            | Edge 4        | 9400  | 1880.0      | 22.5          | 22.1  | 0.338          | 0.369  |          |

**10.4. W-CDMA Band IV**

| RF Exposure Conditions | Mode       | Dist. (mm) | Test Position | Ch #. | Freq. (MHz) | Power (dBm)   |       | 1-g SAR (W/kg) |        | Plot No. |
|------------------------|------------|------------|---------------|-------|-------------|---------------|-------|----------------|--------|----------|
|                        |            |            |               |       |             | Tune-up limit | Meas. | Meas.          | Scaled |          |
| Head                   | Rel 99 RMC | 0          | Left Touch    | 1413  | 1732.6      | 22.5          | 22.3  | 0.313          | 0.328  | 10       |
|                        |            |            | Left Tilt     | 1413  | 1732.6      | 22.5          | 22.3  | 0.108          | 0.113  |          |
|                        |            |            | Right Touch   | 1413  | 1732.6      | 22.5          | 22.3  | 0.150          | 0.157  |          |
|                        |            |            | Right Tilt    | 1413  | 1732.6      | 22.5          | 22.3  | 0.060          | 0.063  |          |
| Body-worn              | Rel 99 RMC | 15         | Rear          | 1413  | 1732.6      | 22.5          | 22.3  | 0.370          | 0.387  | 11       |
|                        |            |            | Front         | 1413  | 1732.6      | 22.5          | 22.3  | 0.251          | 0.263  |          |
| Hotspot                | Rel 99 RMC | 10         | Rear          | 1413  | 1732.6      | 22.5          | 22.3  | 0.715          | 0.749  | 12       |
|                        |            |            | Front         | 1413  | 1732.6      | 22.5          | 22.3  | 0.510          | 0.534  |          |
|                        |            |            | Edge 2        | 1413  | 1732.6      | 22.5          | 22.3  | 0.055          | 0.058  |          |
|                        |            |            | Edge 3        | 1413  | 1732.6      | 22.5          | 22.3  | 0.153          | 0.160  |          |
|                        |            |            | Edge 4        | 1413  | 1732.6      | 22.5          | 22.3  | 0.345          | 0.361  |          |

**10.5. W-CDMA Band V**

| RF Exposure Conditions | Mode       | Dist. (mm) | Test Position | Ch #. | Freq. (MHz) | Power (dBm)   |       | 1-g SAR (W/kg) |        | Plot No. |
|------------------------|------------|------------|---------------|-------|-------------|---------------|-------|----------------|--------|----------|
|                        |            |            |               |       |             | Tune-up limit | Meas. | Meas.          | Scaled |          |
| Head                   | Rel 99 RMC | 0          | Left Touch    | 4183  | 836.6       | 24.5          | 23.8  | 0.340          | 0.401  | 13       |
|                        |            |            | Left Tilt     | 4183  | 836.6       | 24.5          | 23.8  | 0.218          | 0.257  |          |
|                        |            |            | Right Touch   | 4183  | 836.6       | 24.5          | 23.8  | 0.250          | 0.295  |          |
|                        |            |            | Right Tilt    | 4183  | 836.6       | 24.5          | 23.8  | 0.205          | 0.242  |          |
| Body-worn              | Rel 99 RMC | 15         | Rear          | 4183  | 836.6       | 24.5          | 23.8  | 0.427          | 0.504  | 14       |
|                        |            |            | Front         | 4183  | 836.6       | 24.5          | 23.8  | 0.376          | 0.444  |          |
| Hotspot                | Rel 99 RMC | 10         | Rear          | 4183  | 836.6       | 24.5          | 23.8  | 0.503          | 0.594  |          |
|                        |            |            | Front         | 4183  | 836.6       | 24.5          | 23.8  | 0.452          | 0.533  |          |
|                        |            |            | Edge 2        | 4183  | 836.6       | 24.5          | 23.8  | 0.230          | 0.271  |          |
|                        |            |            | Edge 3        | 4183  | 836.6       | 24.5          | 23.8  | 0.326          | 0.385  |          |
|                        |            |            | Edge 4        | 4183  | 836.6       | 24.5          | 23.8  | 0.540          | 0.637  | 15       |

### 10.6. LTE Band 2 (20MHz Bandwidth)

| RF Exposure Conditions | Mode  | Dist. (mm) | Test Position | Ch #. | Freq. (MHz) | RB Allocation | RB offset | Power (dBm)   |       | 1-g SAR (W/kg) |        | Plot No. |    |
|------------------------|-------|------------|---------------|-------|-------------|---------------|-----------|---------------|-------|----------------|--------|----------|----|
|                        |       |            |               |       |             |               |           | Tune-up limit | Meas. | Meas.          | Scaled |          |    |
| Head                   | QPSK  | 0          | Left Touch    | 19100 | 1900.0      | 1             | 99        | 23.0          | 22.9  | 0.415          | 0.424  | 16       |    |
|                        |       |            |               |       |             | 50            | 24        | 22.0          | 21.7  | 0.344          | 0.369  |          |    |
|                        |       |            | Left Tilt     | 19100 | 1900.0      | 1             | 99        | 23.0          | 22.9  | 0.140          | 0.143  |          |    |
|                        |       |            |               |       |             | 50            | 24        | 22.0          | 21.7  | 0.106          | 0.114  |          |    |
|                        |       |            | Right Touch   | 19100 | 1900.0      | 1             | 99        | 23.0          | 22.9  | 0.217          | 0.222  |          |    |
|                        |       |            |               |       |             | 50            | 24        | 22.0          | 21.7  | 0.165          | 0.177  |          |    |
| Right Tilt             | 19100 | 1900.0     | 1             | 99    | 23.0        | 22.9          | 0.156     | 0.159         |       |                |        |          |    |
|                        |       |            | 50            | 24    | 22.0        | 21.7          | 0.133     | 0.143         |       |                |        |          |    |
| Body-worn              | QPSK  | 15         | Rear          | 19100 | 1900.0      | 1             | 99        | 23.0          | 22.9  | 0.355          | 0.362  | 17       |    |
|                        |       |            |               |       |             | 50            | 24        | 22.0          | 21.7  | 0.264          | 0.283  |          |    |
|                        |       |            | Front         | 19100 | 1900.0      | 1             | 99        | 23.0          | 22.9  | 0.281          | 0.287  |          |    |
|                        |       |            |               |       |             | 50            | 24        | 22.0          | 21.7  | 0.219          | 0.235  |          |    |
| Hotspot                | QPSK  | 10         | Rear          | 19100 | 18700       | 1860.0        | 1         | 99            | 23.0  | 22.8           | 0.784  | 0.821    |    |
|                        |       |            |               |       | 18900       | 1880.0        | 1         | 99            | 23.0  | 22.6           | 0.719  | 0.790    |    |
|                        |       |            |               |       | 19100       | 1900.0        | 1         | 99            | 23.0  | 22.9           | 0.820  | 0.837    | 18 |
|                        |       |            |               |       | 50          | 24            | 22.0      | 21.7          | 0.614 | 0.659          |        |          |    |
|                        |       |            | Front         | 19100 | 1900.0      | 1             | 99        | 23.0          | 22.9  | 0.563          | 0.575  |          |    |
|                        |       |            |               |       |             | 50            | 24        | 22.0          | 21.7  | 0.448          | 0.481  |          |    |
|                        |       |            | Edge 2        | 19100 | 1900.0      | 1             | 99        | 23.0          | 22.9  | 0.136          | 0.139  |          |    |
|                        |       |            |               |       |             | 50            | 24        | 22.0          | 21.7  | 0.104          | 0.112  |          |    |
|                        |       |            | Edge 3        | 19100 | 1900.0      | 1             | 99        | 23.0          | 22.9  | 0.276          | 0.282  |          |    |
|                        |       |            |               |       |             | 50            | 24        | 22.0          | 21.7  | 0.201          | 0.216  |          |    |
|                        |       |            | Edge 4        | 19100 | 1900.0      | 1             | 99        | 23.0          | 22.9  | 0.419          | 0.428  |          |    |
|                        |       |            |               |       |             | 50            | 24        | 22.0          | 21.7  | 0.318          | 0.341  |          |    |

### 10.7. LTE Band 4 (20MHz Bandwidth)

| RF Exposure Conditions | Mode  | Dist. (mm) | Test Position | Ch #. | Freq. (MHz) | RB Allocation | RB offset | Power (dBm)   |       | 1-g SAR (W/kg) |        | Plot No. |
|------------------------|-------|------------|---------------|-------|-------------|---------------|-----------|---------------|-------|----------------|--------|----------|
|                        |       |            |               |       |             |               |           | Tune-up limit | Meas. | Meas.          | Scaled |          |
| Head                   | QPSK  | 0          | Left Touch    | 20175 | 1732.5      | 1             | 0         | 22.5          | 22.2  | 0.329          | 0.354  | 19       |
|                        |       |            |               |       |             | 50            | 0         | 21.5          | 21.0  | 0.258          | 0.289  |          |
|                        |       |            | Left Tilt     | 20175 | 1732.5      | 1             | 0         | 22.5          | 22.2  | 0.125          | 0.135  |          |
|                        |       |            |               |       |             | 50            | 0         | 21.5          | 21.0  | 0.093          | 0.104  |          |
|                        |       |            | Right Touch   | 20175 | 1732.5      | 1             | 0         | 22.5          | 22.2  | 0.139          | 0.150  |          |
|                        |       |            |               |       |             | 50            | 0         | 21.5          | 21.0  | 0.111          | 0.125  |          |
| Right Tilt             | 20175 | 1732.5     | 1             | 0     | 22.5        | 22.2          | 0.060     | 0.065         |       |                |        |          |
|                        |       |            | 50            | 0     | 21.5        | 21.0          | 0.045     | 0.050         |       |                |        |          |
| Body-worn              | QPSK  | 15         | Rear          | 20175 | 1732.5      | 1             | 0         | 22.5          | 22.2  | 0.355          | 0.382  | 20       |
|                        |       |            |               |       |             | 50            | 0         | 21.5          | 21.0  | 0.275          | 0.309  |          |
|                        |       |            | Front         | 20175 | 1732.5      | 1             | 0         | 22.5          | 22.2  | 0.233          | 0.251  |          |
|                        |       |            |               |       |             | 50            | 0         | 21.5          | 21.0  | 0.188          | 0.211  |          |
| Hotspot                | QPSK  | 10         | Rear          | 20175 | 1732.5      | 1             | 0         | 22.5          | 22.2  | 0.686          | 0.739  | 21       |
|                        |       |            |               |       |             | 50            | 0         | 21.5          | 21.0  | 0.532          | 0.597  |          |
|                        |       |            | Front         | 20175 | 1732.5      | 1             | 0         | 22.5          | 22.2  | 0.469          | 0.505  |          |
|                        |       |            |               |       |             | 50            | 0         | 21.5          | 21.0  | 0.373          | 0.419  |          |
|                        |       |            | Edge 2        | 20175 | 1732.5      | 1             | 0         | 22.5          | 22.2  | 0.061          | 0.065  |          |
|                        |       |            |               |       |             | 50            | 0         | 21.5          | 21.0  | 0.046          | 0.051  |          |
|                        |       |            | Edge 3        | 20175 | 1732.5      | 1             | 0         | 22.5          | 22.2  | 0.148          | 0.159  |          |
|                        |       |            |               |       |             | 50            | 0         | 21.5          | 21.0  | 0.116          | 0.130  |          |
|                        |       |            | Edge 4        | 20175 | 1732.5      | 1             | 0         | 22.5          | 22.2  | 0.348          | 0.375  |          |
|                        |       |            |               |       |             | 50            | 0         | 21.5          | 21.0  | 0.275          | 0.309  |          |

### 10.8. LTE Band 5 (10MHz Bandwidth)

| RF Exposure Conditions | Mode | Dist. (mm) | Test Position | Ch #. | Freq. (MHz) | RB Allocation | RB offset | Power (dBm)   |       | 1-g SAR (W/kg) |        | Plot No. |       |       |  |
|------------------------|------|------------|---------------|-------|-------------|---------------|-----------|---------------|-------|----------------|--------|----------|-------|-------|--|
|                        |      |            |               |       |             |               |           | Tune-up limit | Meas. | Meas.          | Scaled |          |       |       |  |
| Head                   | QPSK | 0          | Left Touch    | 20525 | 836.5       | 1             | 0         | 24.5          | 24.3  | 0.293          | 0.307  | 22       |       |       |  |
|                        |      |            |               |       |             | 25            | 0         | 23.5          | 23.2  | 0.278          | 0.299  |          |       |       |  |
|                        |      |            | Left Tilt     | 20525 | 836.5       | 1             | 0         | 24.5          | 24.3  | 0.179          | 0.188  |          |       |       |  |
|                        |      |            |               |       |             | 25            | 0         | 23.5          | 23.2  | 0.179          | 0.192  |          |       |       |  |
|                        |      |            | Right Touch   | 20525 | 836.5       | 1             | 0         | 24.5          | 24.3  | 0.246          | 0.258  |          |       |       |  |
|                        |      |            |               |       |             | 25            | 0         | 23.5          | 23.2  | 0.239          | 0.257  |          |       |       |  |
|                        |      | Right Tilt | 20525         | 836.5 | 1           | 0             | 24.5      | 24.3          | 0.194 | 0.203          |        |          |       |       |  |
|                        |      |            |               |       | 25          | 0             | 23.5      | 23.2          | 0.183 | 0.197          |        |          |       |       |  |
|                        |      | Body-worn  | QPSK          | 15    | Rear        | 20525         | 836.5     | 1             | 0     | 24.5           | 24.3   | 0.404    | 0.423 | 23    |  |
|                        |      |            |               |       |             |               |           | 25            | 0     | 23.5           | 23.2   | 0.375    | 0.403 |       |  |
|                        |      |            |               |       | Front       | 20525         | 836.5     | 1             | 0     | 24.5           | 24.3   | 0.342    | 0.358 |       |  |
|                        |      |            |               |       |             |               |           | 25            | 0     | 23.5           | 23.2   | 0.319    | 0.343 |       |  |
| Hotspot                | QPSK |            |               |       | 10          | Rear          | 20525     | 836.5         | 1     | 0              | 24.5   | 24.3     | 0.497 | 0.521 |  |
|                        |      |            |               |       |             |               |           |               | 25    | 0              | 23.5   | 23.2     | 0.447 | 0.480 |  |
|                        |      | Front      | 20525         | 836.5 |             | 1             | 0         | 24.5          | 24.3  | 0.465          | 0.487  |          |       |       |  |
|                        |      |            |               |       |             | 25            | 0         | 23.5          | 23.2  | 0.423          | 0.454  |          |       |       |  |
|                        |      | Edge 2     | 20525         | 836.5 |             | 1             | 0         | 24.5          | 24.3  | 0.246          | 0.258  |          |       |       |  |
|                        |      |            |               |       |             | 25            | 0         | 23.5          | 23.2  | 0.229          | 0.246  |          |       |       |  |
|                        |      | Edge 3     | 20525         | 836.5 |             | 1             | 0         | 24.5          | 24.3  | 0.320          | 0.335  |          |       |       |  |
|                        |      |            |               |       |             | 25            | 0         | 23.5          | 23.2  | 0.290          | 0.312  |          |       |       |  |
|                        |      | Edge 4     | 20525         | 836.5 |             | 1             | 0         | 24.5          | 24.3  | 0.523          | 0.548  | 24       |       |       |  |
|                        |      |            |               |       |             | 25            | 0         | 23.5          | 23.2  | 0.484          | 0.520  |          |       |       |  |

### 10.9. LTE Band 17 (10MHz Bandwidth)

| RF Exposure Conditions | Mode | Dist. (mm) | Test Position | Ch #. | Freq. (MHz) | RB Allocation | RB offset | Power (dBm)   |       | 1-g SAR (W/kg) |        | Plot No. |       |    |
|------------------------|------|------------|---------------|-------|-------------|---------------|-----------|---------------|-------|----------------|--------|----------|-------|----|
|                        |      |            |               |       |             |               |           | Tune-up limit | Meas. | Meas.          | Scaled |          |       |    |
| Head                   | QPSK | 0          | Left Touch    | 23790 | 710.0       | 1             | 0         | 24.5          | 23.9  | 0.097          | 0.112  | 25       |       |    |
|                        |      |            |               |       |             | 25            | 12        | 23.5          | 22.7  | 0.115          | 0.137  |          |       |    |
|                        |      |            | Left Tilt     | 23790 | 710.0       | 1             | 0         | 24.5          | 23.9  | 0.052          | 0.060  |          |       |    |
|                        |      |            |               |       |             | 25            | 12        | 23.5          | 22.7  | 0.066          | 0.079  |          |       |    |
|                        |      |            | Right Touch   | 23790 | 710.0       | 1             | 0         | 24.5          | 23.9  | 0.064          | 0.074  |          |       |    |
|                        |      |            |               |       |             | 25            | 12        | 23.5          | 22.7  | 0.088          | 0.105  |          |       |    |
|                        |      | Right Tilt | 23790         | 710.0 | 1           | 0             | 24.5      | 23.9          | 0.043 | 0.050          |        |          |       |    |
|                        |      |            |               |       | 25          | 12            | 23.5      | 22.7          | 0.062 | 0.074          |        |          |       |    |
|                        |      | Body-worn  | QPSK          | 15    | Rear        | 23790         | 710.0     | 1             | 0     | 24.5           | 23.9   | 0.148    | 0.171 | 26 |
|                        |      |            |               |       |             |               |           | 25            | 12    | 23.5           | 22.7   | 0.175    | 0.209 |    |
|                        |      |            |               |       | Front       | 23790         | 710.0     | 1             | 0     | 24.5           | 23.9   | 0.134    | 0.155 |    |
|                        |      |            |               |       |             |               |           | 25            | 12    | 23.5           | 22.7   | 0.159    | 0.190 |    |
| Hotspot                | QPSK | 10         | Rear          | 23790 | 710.0       | 1             | 0         | 24.5          | 23.9  | 0.231          | 0.267  | 27       |       |    |
|                        |      |            |               |       |             | 25            | 12        | 23.5          | 22.7  | 0.256          | 0.306  |          |       |    |
|                        |      |            | Front         | 23790 | 710.0       | 1             | 0         | 24.5          | 23.9  | 0.211          | 0.244  |          |       |    |
|                        |      |            |               |       |             | 25            | 12        | 23.5          | 22.7  | 0.239          | 0.286  |          |       |    |
|                        |      |            | Edge 2        | 23790 | 710.0       | 1             | 0         | 24.5          | 23.9  | 0.076          | 0.088  |          |       |    |
|                        |      |            |               |       |             | 25            | 12        | 23.5          | 22.7  | 0.091          | 0.109  |          |       |    |
|                        |      |            | Edge 3        | 23790 | 710.0       | 1             | 0         | 24.5          | 23.9  | 0.110          | 0.127  |          |       |    |
|                        |      |            |               |       |             | 25            | 12        | 23.5          | 22.7  | 0.122          | 0.146  |          |       |    |
|                        |      |            | Edge 4        | 23790 | 710.0       | 1             | 0         | 24.5          | 23.9  | 0.161          | 0.186  |          |       |    |
|                        |      |            |               |       |             | 25            | 12        | 23.5          | 22.7  | 0.179          | 0.214  |          |       |    |

### 10.10. Wi-Fi (DTS Band)

| Frequency Band | Mode              | RF Exposure Conditions | PWR Back-off | Dist. (mm) | Test Position | Ch #.  | Freq. (MHz) | Area Scan Max. SAR (W/kg) | Power (dBm)   |       | Duty Cycle (%) | 1-g SAR (W/kg) |        | Plot No. |
|----------------|-------------------|------------------------|--------------|------------|---------------|--------|-------------|---------------------------|---------------|-------|----------------|----------------|--------|----------|
|                |                   |                        |              |            |               |        |             |                           | Tune-up limit | Meas. |                | Meas.          | Scaled |          |
| 2.4GHz         | 802.11b<br>1 Mbps | Head                   | On           | 0          | Left Touch    | 11     | 2462.0      | 0.365                     | 14.5          | 14.5  | 98.9           |                |        |          |
|                |                   |                        |              |            | Left Tilt     | 11     | 2462.0      | 0.317                     | 14.5          | 14.5  | 98.9           |                |        |          |
|                |                   |                        |              |            | Right Touch   | 11     | 2462.0      | 0.903                     | 14.5          | 14.5  | 98.9           | 0.661          | 0.675  | 28       |
|                |                   |                        |              |            | Righttt Tilt  | 11     | 2462.0      | 0.833                     | 14.5          | 14.5  | 98.9           | 0.575          | 0.587  |          |
|                |                   | Body-worn              | Off          | 15         | Rear          | 11     | 2462.0      | 0.135                     | 17.5          | 17.4  | 98.9           |                |        |          |
|                |                   |                        |              |            | Front         | 11     | 2462.0      | 0.168                     | 17.5          | 17.4  | 98.9           | 0.124          | 0.129  | 29       |
|                |                   | Hotspot & Wi-Fi Direct | Off          | 10         | Rear          | 11     | 2462.0      | 0.336                     | 17.5          | 17.4  | 98.9           |                |        |          |
|                |                   |                        |              |            | Front         | 11     | 2462.0      | 0.348                     | 17.5          | 17.4  | 98.9           | 0.252          | 0.262  | 30       |
|                | Edge 1            |                        |              |            | 11            | 2462.0 | 0.188       | 17.5                      | 17.4          | 98.9  |                |                |        |          |
|                | Edge 4            |                        |              |            | 11            | 2462.0 | 0.254       | 17.5                      | 17.4          | 98.9  |                |                |        |          |

**Note(s):**

1. When the 802.11b reported SAR of the highest measured maximum output power channel is ≤ 0.8 W/kg, no further SAR testing is required. If SAR is > 0.8 W/kg and ≤ 1.2 W/kg, SAR is required for the next highest measured output power channel. Finally, if SAR is > 1.2 W/kg, SAR is required for the third channel.
2. SAR testing is not required for OFDM mode(s) when the highest reported SAR for DSSS is adjusted by the ratio of OFDM to DSSS specified maximum output power and the adjusted SAR is ≤ 1.2 W/kg.

### 10.11. Bluetooth

| Frequency Band | Mode | RF Exposure Conditions | Dist. (mm) | Test Position | Ch #. | Freq. (MHz) | Power (dBm)   |       | Duty Cycle (%) | 1-g SAR (W/kg) |        | Plot No. |
|----------------|------|------------------------|------------|---------------|-------|-------------|---------------|-------|----------------|----------------|--------|----------|
|                |      |                        |            |               |       |             | Tune-up limit | Meas. |                | Meas.          | Scaled |          |
| 2.4GHz         | GFSK | Head                   | 0          | Left Touch    | 39    | 2441.0      | 10.0          | 9.1   | 76.9           | 0.058          | 0.092  |          |
|                |      |                        |            | Left Tilt     | 39    | 2441.0      | 10.0          | 9.1   | 76.9           | 0.053          | 0.084  |          |
|                |      |                        |            | Right Touch   | 39    | 2441.0      | 10.0          | 9.1   | 76.9           | 0.151          | 0.239  | 31       |
|                |      |                        |            | Right Tilt    | 39    | 2441.0      | 10.0          | 9.1   | 76.9           | 0.131          | 0.207  |          |

#### Standalone SAR Test Exclusion Considerations & Estimated SAR

The 1-g and 10-g SAR test exclusion thresholds for 100 MHz to 6 GHz at test separation distances ≤ 50 mm are determined by:

$[(\text{max. power of channel, including tune-up tolerance, mW}) / (\text{min. test separation distance, mm})] \cdot [\sqrt{f(\text{GHz})}] \leq 3.0$ , for 1-g SAR and ≤ 7.5 for 10-g extremity SAR, where

- $f_{(\text{GHz})}$  is the RF channel transmit frequency in GHz
- Power and distance are rounded to the nearest mW and mm before calculation
- The result is rounded to one decimal place for comparison

The test exclusions are applicable only when the minimum test separation distance is ≤ 50 mm and for transmission frequencies between 100 MHz and 6 GHz. When the minimum test separation distance is < 5 mm, a distance of 5 mm is applied to determine SAR test exclusion.

When the standalone SAR test exclusion is applied to an antenna that transmits simultaneously with other antennas, the standalone SAR must be estimated according to following to determine simultaneous transmission SAR test exclusion:

- $(\text{max. power of channel, including tune-up tolerance, mW}) / (\text{min. test separation distance, mm}) \cdot [\sqrt{f_{(\text{GHz})}/x}] \text{ W/kg}$  for test separation distances ≤ 50 mm; where  $x = 7.5$  for 1-g SAR, and  $x = 18.75$  for 10-g SAR.
- 0.4 W/kg for 1-g SAR and 1.0 W/kg for 10-g SAR, when the test separation distances is > 50 mm.

#### Body-worn Accessory & Hotspot Exposure Conditions

| RF Air interface | RF Exposure Conditions | Frequency (GHz) | Max. tune-up tolerance Power |      | Min. test separation distance (mm) | SAR test exclusion Result* | Estimated 1-g SAR (W/kg) |
|------------------|------------------------|-----------------|------------------------------|------|------------------------------------|----------------------------|--------------------------|
|                  |                        |                 | (dBm)                        | (mW) |                                    |                            |                          |
| Bluetooth        | Body-worn              | 2.480           | 10.0                         | 10   | 15                                 | 1.0                        | 0.140                    |
|                  | Hotspot                | 2.480           | 10.0                         | 10   | 10                                 | 1.6                        | 0.210                    |

**Conclusion:**

\*: The computed value is ≤ 3; therefore, this qualifies for Standalone SAR test exclusion.

## 11. SAR Measurement Variability

In accordance with published RF Exposure KDB 865664 D01 SAR measurement 100 MHz to 6 GHz. These additional measurements are repeated after the completion of all measurements requiring the same head or body tissue-equivalent medium in a frequency band. The test device should be returned to ambient conditions (normal room temperature) with the battery fully charged before it is re-mounted on the device holder for the repeated measurement(s) to minimize any unexpected variations in the repeated results.

- 1) Repeated measurement is not required when the original highest measured SAR is  $<0.8$  or  $2$  W/kg (1-g or 10-g respectively); steps 2) through 4) do not apply.
- 2) When the original highest measured SAR is  $\geq 0.8$  or  $2$  W/kg (1-g or 10-g respectively), repeat that measurement once.
- 3) Perform a second repeated measurement only if the **ratio of largest to smallest SAR** for the original and first repeated measurements is  $> 1.20$  or when the original or repeated measurement is  $\geq 1.45$  or  $3.6$  W/kg ( $\sim 10\%$  from the 1-g or 10-g respective SAR limit).
- 4) Perform a third repeated measurement only if the original, first, or second repeated measurement is  $\geq 1.5$  or  $3.75$  W/kg (1-g or 10-g respectively) and the ratio of largest to smallest SAR for the original, first and second repeated measurements is  $> 1.20$ .

### Peak spatial-average (1g of tissue)

| Frequency Band (MHz) | Air Interface     | RF Exposure Conditions | Test Position | Repeated SAR (Yes/No) | Highest Measured SAR (W/kg) | Repeated Measured SAR (W/kg) | Largest to Smallest SAR Ratio |
|----------------------|-------------------|------------------------|---------------|-----------------------|-----------------------------|------------------------------|-------------------------------|
| 750                  | LTE Band 17       | Hotspot                | Rear          | No                    | 0.256                       | N/A                          | N/A                           |
| 835                  | GSM 850           | Hotspot                | Edge 4        | No                    | 0.672                       | N/A                          | N/A                           |
|                      | WCDMA Band V      | Hotspot                | Edge 4        | No                    | 0.540                       | N/A                          | N/A                           |
|                      | LTE Band 5        | Hotspot                | Edge 4        | No                    | 0.523                       | N/A                          | N/A                           |
| 1750                 | WCDMA Band IV     | Hotspot                | Rear          | No                    | 0.715                       | N/A                          | N/A                           |
|                      | LTE Band 4        | Hotspot                | Rear          | No                    | 0.686                       | N/A                          | N/A                           |
| 1900                 | GSM 1900          | Hotspot                | Rear          | No                    | 0.481                       | N/A                          | N/A                           |
|                      | WCDMA Band II     | Hotspot                | Rear          | No                    | 0.593                       | N/A                          | N/A                           |
|                      | LTE Band 2        | Hotspot                | Rear          | Yes                   | 0.820                       | 0.823                        | 1.00                          |
| 2400                 | Wi-Fi 802.11b/g/n | Head                   | Right Touch   | No                    | 0.661                       | N/A                          | N/A                           |
|                      | Bluetooth         | Head                   | Right Touch   | No                    | 0.151                       | N/A                          | N/A                           |

### Note(s):

Second Repeated Measurement is not required since the ratio of the largest to smallest SAR for the original and first repeated measurement is not  $> 1.20$ .

## 12. Simultaneous Transmission SAR Analysis

KDB 447498 D01 General RF Exposure Guidance introduces a new formula for calculating the SAR to Peak Location Ratio (SPLSR) between pairs of simultaneously transmitting antennas:

$$SPLSR = (SAR_1 + SAR_2)^{1.5} / Ri$$

Where:

**SAR<sub>1</sub>** is the highest measured or estimated SAR for the first of a pair of simultaneous transmitting antennas, in a specific test operating mode and exposure condition

**SAR<sub>2</sub>** is the highest measured or estimated SAR for the second of a pair of simultaneous transmitting antennas, in the same test operating mode and exposure condition as the first

**Ri** is the separation distance between the pair of simultaneous transmitting antennas. When the SAR is measured, for both antennas in the pair, it is determined by the actual x, y and z coordinates in the 1-g SAR for each SAR peak location, based on the extrapolated and interpolated result in the zoom scan measurement, using the formula of  $[(x_1-x_2)^2 + (y_1-y_2)^2 + (z_1-z_2)^2]$

In order for a pair of simultaneous transmitting antennas with the sum of 1-g SAR > 1.6 W/kg to qualify for exemption from Simultaneous Transmission SAR measurements, it has to satisfy the condition of:

$$(SAR_1 + SAR_2)^{1.5} / Ri < 0.04$$

### Simultaneous Transmission Condition

| RF Exposure Condition | Item | Capable Transmit Configurations |       |
|-----------------------|------|---------------------------------|-------|
| Head                  | 1    | GSM(Voice/GPRS)                 | + DTS |
|                       | 2    | GSM(Voice/GPRS)                 | + BT  |
|                       | 3    | W-CDMA                          | + DTS |
|                       | 4    | W-CDMA                          | + BT  |
|                       | 5    | LTE                             | + DTS |
|                       | 6    | LTE                             | + BT  |
| Body-w orn            | 7    | GSM(Voice/GPRS)                 | + DTS |
|                       | 8    | GSM(Voice/GPRS)                 | + BT  |
|                       | 9    | W-CDMA                          | + DTS |
|                       | 10   | W-CDMA                          | + BT  |
|                       | 11   | LTE                             | + DTS |
|                       | 12   | LTE                             | + BT  |
| Hotspot               | 13   | GSM(GPRS)                       | + DTS |
|                       | 14   | GSM(GPRS)                       | + BT  |
|                       | 15   | WCDMA                           | + DTS |
|                       | 16   | WCDMA                           | + BT  |
|                       | 17   | LTE                             | + DTS |
|                       | 18   | LTE                             | + BT  |

Notes:

1. DTS supports Wi-Fi Direct, Hotspot and VoIP.
2. GPRS, W-CDMA, LTE supports Hotspot and VoIP.
3. DTS Radio cannot transmit simultaneously with Bluetooth Radio.
4. BT tethering is consider about each RF exposure conditions

**12.1. Sum of the SAR for WWAN & Wi-Fi & BT**

| RF Exposure conditions | Test Position | ①<br>WWAN | ②<br>DTS | ③<br>BT | ① + ②<br>WWAN + DTS |                    | ① + ③<br>WWAN + BT  |                    |
|------------------------|---------------|-----------|----------|---------|---------------------|--------------------|---------------------|--------------------|
|                        |               |           |          |         | ∑ 1-g SAR<br>(mW/g) | SPLSR<br>(Yes/ No) | ∑ 1-g SAR<br>(mW/g) | SPLSR<br>(Yes/ No) |
| Head                   | All Position  | 0.424     | 0.675    | 0.239   | 1.099               | No                 | 0.663               | No                 |
| Body-worn              | All Position  | 0.504     | 0.129    | 0.140   | 0.633               | No                 | 0.644               | No                 |
| Hotspot                | All Position  | 0.837     | 0.262    | 0.210   | 1.099               | No                 | 1.047               | No                 |

**Conclusion:**

Simultaneous transmission SAR measurement (Volume Scan) is not required because the either sum of the 1-g SAR is < 1.6 W/kg or the SPLSR is < 0.04 for all circumstances that require SPLSR calculation.

## **Appendixes**

**Refer to separated files for the following appendixes.**

**4788312331-S1V1 FCC Report SAR\_App A\_Photos & Ant. Locations**

**4788312331-S1V1 FCC Report SAR\_App B\_Highest SAR Test Plots**

**4788312331-S1V1 FCC Report SAR\_App C\_System Check Plots**

**4788312331-S1V1 FCC Report SAR\_App D\_SAR Tissue Ingredients**

**4788312331-S1V1 FCC Report SAR\_App E\_Probe Cal. Certificates**

**4788312331-S1V1 FCC Report SAR\_App F\_Dipole Cal. Certificates**

**END OF REPORT**