

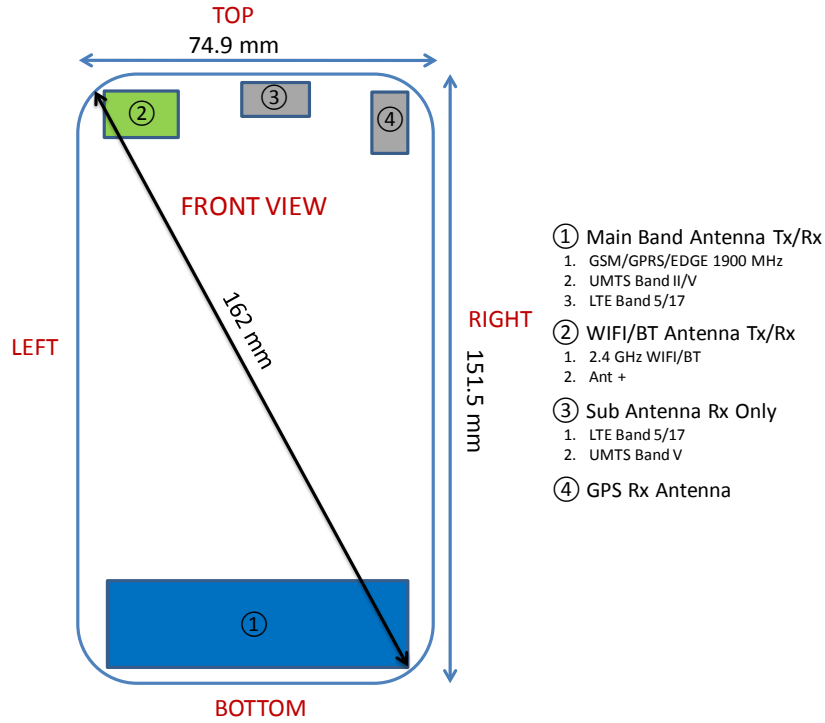


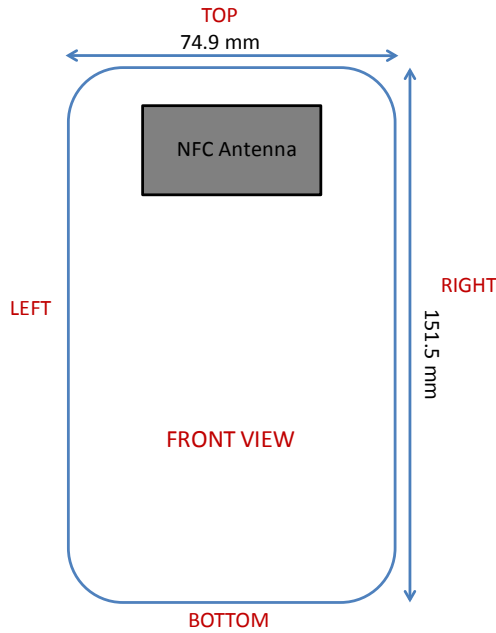
# APPENDIX F: DUT ANTENNA DIAGRAM & SAR TEST SETUP PHOTOGRAPHS

<b>FCC ID:</b> A3LSMG610KOR		<b>SAR EVALUATION REPORT</b>		<b>Reviewed by:</b> Quality Manager
<b>Test Dates:</b> 10/21/16 - 10/24/16	<b>DUT Type:</b> Portable Handset			APPENDIX F: Page 1 of 7






Note: Exact antenna dimensions and separation distances are shown in the Technical Descriptions in the FCC Filing.

**Figure F-1**  
**DUT Antenna Locations**




**Figure F-2**  
**NFC Antenna Locations**



<b>FCC ID:</b> A3LSMG610KOR		<b>SAR EVALUATION REPORT</b>		<b>Reviewed by:</b> Quality Manager
<b>Test Dates:</b> 10/21/16 - 10/24/16	<b>DUT Type:</b> Portable Handset			<b>APPENDIX F:</b> Page 2 of 7



**SAR Test Setup Photo 1: Right Cheek**




**SAR Test Setup Photo 2: Right Tilt**



<b>FCC ID:</b> A3LSMG610KOR		<b>SAR EVALUATION REPORT</b>		<b>Reviewed by:</b> Quality Manager
<b>Test Dates:</b> 10/21/16 - 10/24/16	<b>DUT Type:</b> Portable Handset	<b>APPENDIX F:</b> Page 3 of 7		



**SAR Test Setup Photo 3: Left Cheek**



**SAR Test Setup Photo 4: Left Tilt**



<b>FCC ID:</b> A3LSMG610KOR		<b>SAR EVALUATION REPORT</b>		<b>Reviewed by:</b> Quality Manager
<b>Test Dates:</b> 10/21/16 - 10/24/16	<b>DUT Type:</b> Portable Handset			<b>APPENDIX F:</b> Page 4 of 7



SAR Test Setup Photo 5: Back Side at 1.0 cm



SAR Test Setup Photo 6: Front Side at 1.0 cm



<b>FCC ID:</b> A3LSMG610KOR		<b>SAR EVALUATION REPORT</b>		<b>Reviewed by:</b> Quality Manager
<b>Test Dates:</b> 10/21/16 - 10/24/16	<b>DUT Type:</b> Portable Handset			<b>APPENDIX F:</b> Page 5 of 7



**SAR Test Setup Photo 7: Bottom Edge at 1.0 cm**



**SAR Test Setup Photo 8: Right Edge at 1.0 cm**



<b>FCC ID:</b> A3LSMG610KOR		<b>SAR EVALUATION REPORT</b>	<b>Reviewed by:</b> Quality Manager
<b>Test Dates:</b> 10/21/16 - 10/24/16	<b>DUT Type:</b> Portable Handset		<b>APPENDIX F:</b> Page 6 of 7



SAR Test Setup Photo 9: Left Edge at 1.0 cm



SAR Test Setup Photo 10: Horizontal and Vertical Reference Lines

<b>FCC ID:</b> A3LSMG610KOR		<b>SAR EVALUATION REPORT</b>	<b>Reviewed by:</b> Quality Manager
<b>Test Dates:</b> 10/21/16 - 10/24/16	<b>DUT Type:</b> Portable Handset		<b>APPENDIX F:</b> Page 7 of 7