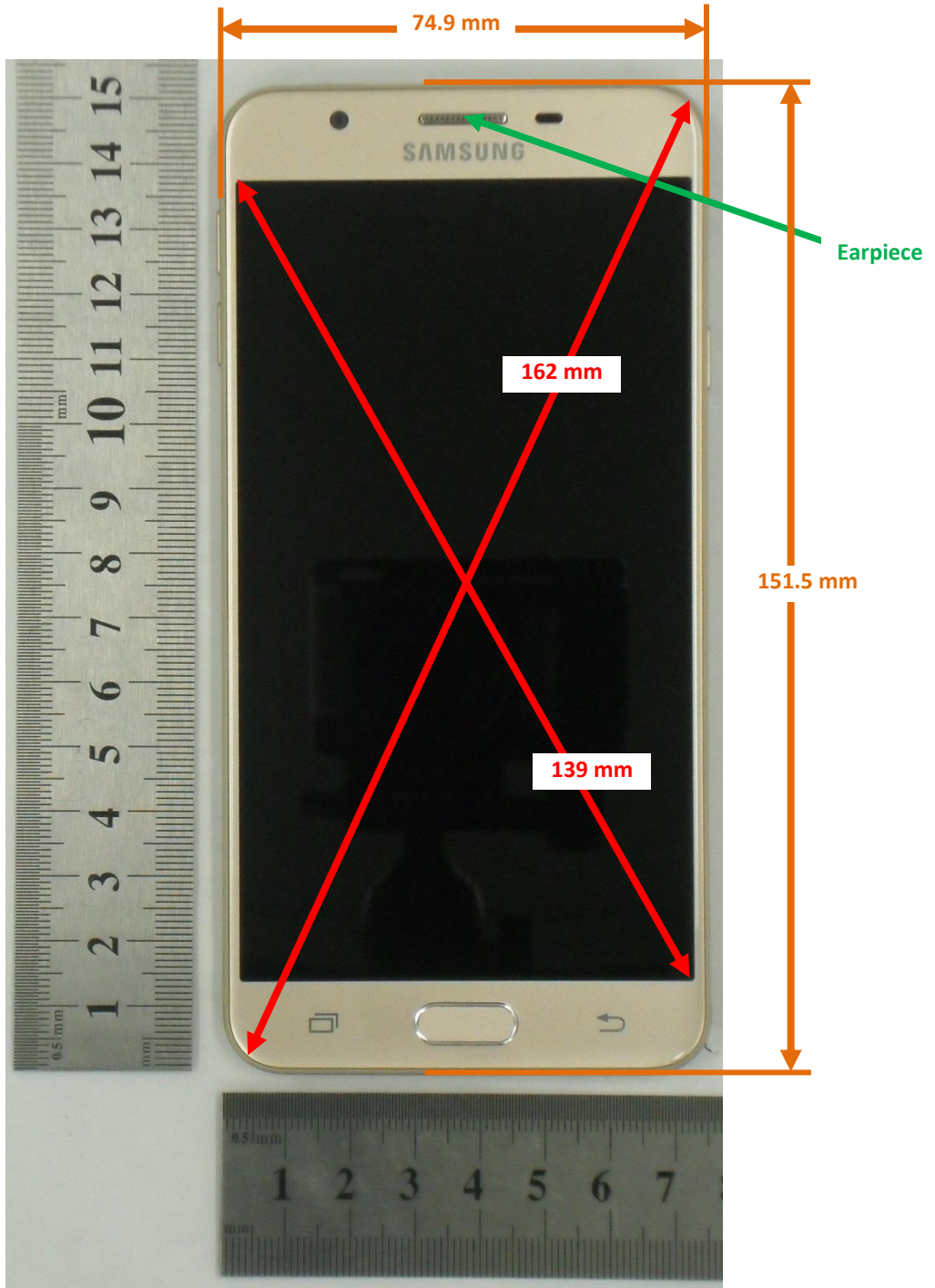


DUT and SAR Set-up Photos

Overall Dimensions



Front View of the DUT



Rear View of the DUT



Setup Photos

Handset Vertical and Horizontal Reference Lines


Vertical
Center Line




Horizontal
Line

Head Exposure Conditions

Left Touch



Left Tilt (15°)



Right Touch




Right Tilt (15°)




Body-worn Accessory & Hotspot mode Exposure Conditions

Rear (10mm)



Front (10mm)




Hotspot Exposure Conditions

Edge 1 (10mm)



Edge 2 (10mm)



Edge 3 (10mm)



Edge 4 (10mm)



Antenna Dimensions & Separation Distances

① Wi-Fi / BT Ant (TX & RX)

② Main Ant (TX & RX)

- GSM 850, 1900
- WCDMA Band II, V
- LTE Band 5
- GSM 900, 1800 (Non USA)
- WCDMA Band 1, 8 (Non USA)
- LTE Band 1, 3, 7, 8, 20, 38, 40 (Non USA)

③ Sub Ant(RX)

- GSM 850, 1900
- WCDMA Band II, V
- LTE Band 5
- GSM 900, 1800 (Non USA)
- WCDMA Band 1, 8 (Non USA)
- LTE Band 1, 3, 7, 8, 20, 38, 40 (Non USA)

