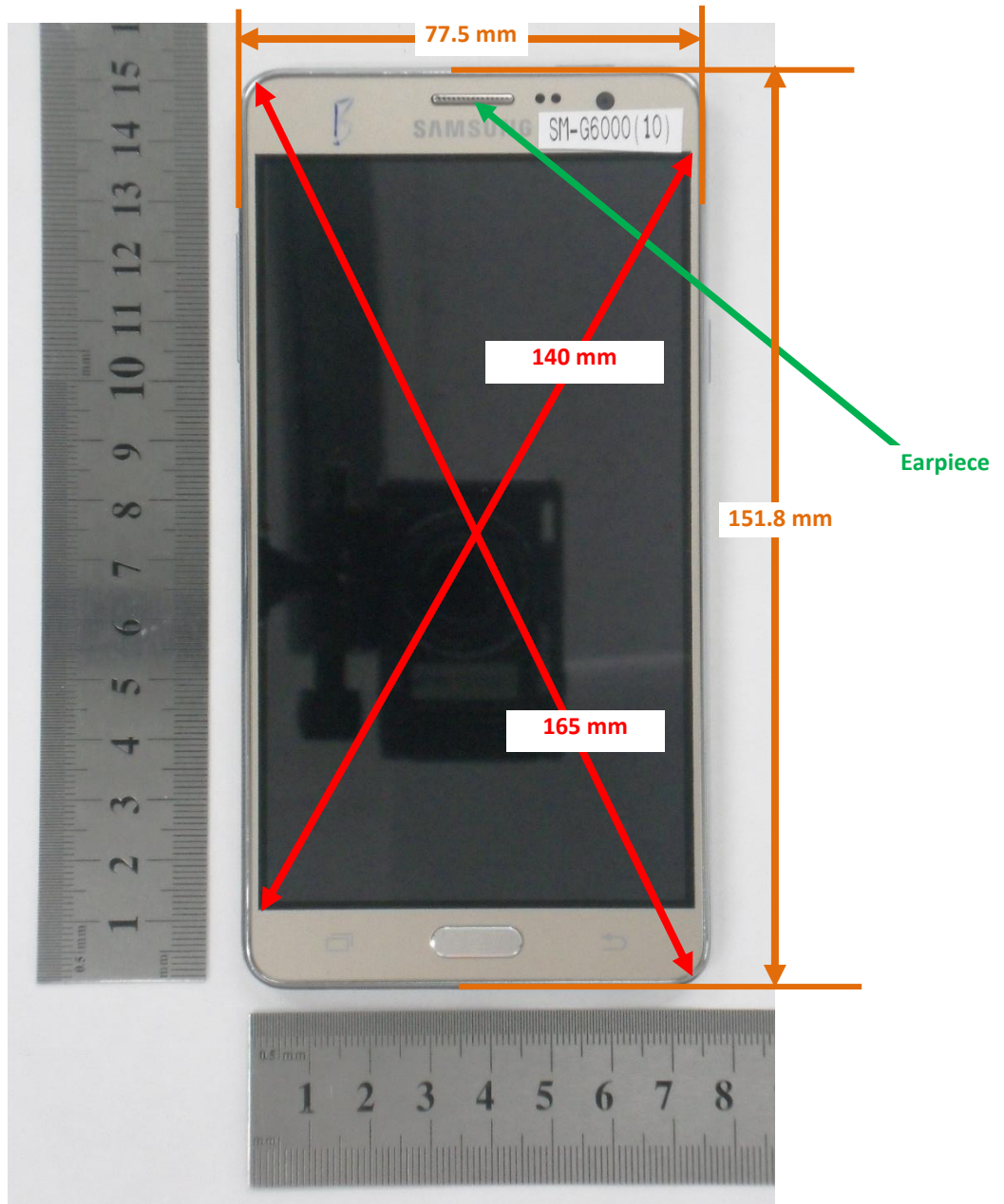


## DUT and SAR Set-up Photos

### Overall Dimensions



Front View of the DUT



Rear View of the DUT



## Setup Photos


Handset Vertical and Horizontal Reference Lines

Vertical  
Center Line




## Head Exposure Conditions


Left Touch




Left Tilt (15°)



Right Touch




Right Tilt (15°)




## Body-worn Accessory & Hotspot mode Exposure Conditions

Rear (10mm)



Front (10mm)




## Hotspot Exposure Conditions


Edge 1 (10mm)




Edge 2 (10mm)



Edge 3 (10mm)



Edge 4 (10mm)



## Antenna Dimensions & Separation Distances

① Wi-Fi / BT Ant (TX & RX)

② Main Ant (TX & RX)

- GSM 850, 1900
- WCDMA Band II, V
- LTE Band 41

