



Appendix B. – SAR Test Plots

Test Laboratory: HCT CO., LTD
EUT Type: Mobile Phone
Liquid Temperature: 23.0 °C
Ambient Temperature: 23.1 °C
Test Date: 10/23/2023
Plot No.: A1

Communication System: UID 0, GSM 850 (0); Frequency: 836.6 MHz; Duty Cycle: 1:8.30042
Medium parameters used (interpolated): $f = 836.6$ MHz; $\sigma = 0.916$ S/m; $\epsilon_r = 41.898$; $\rho = 1000$ kg/m³
Phantom section: Right Section

DASY5 Configuration:

- Probe: EX3DV4 - SN7654; ConvF(9.83, 9.9, 10.74) @ 836.6 MHz; Calibrated: 2023-05-24
- Sensor-Surface: 1.4mm (Mechanical Surface Detection)
- Electronics: DAE4 Sn1686; Calibrated: 2023-05-23
- Phantom: Twin-SAM V5.0 (20deg probe tilt); Type: QD 000 P40 CD; Serial: xxxx
- Measurement SW: DASY52, Version 52.10 (4); SEMCAD X Version 14.6.14 (7501)

GSM850 Head Right Touch 190ch/Area Scan (8x13x1): Measurement grid: dx=15mm, dy=15mm
Maximum value of SAR (measured) = 0.300 W/kg

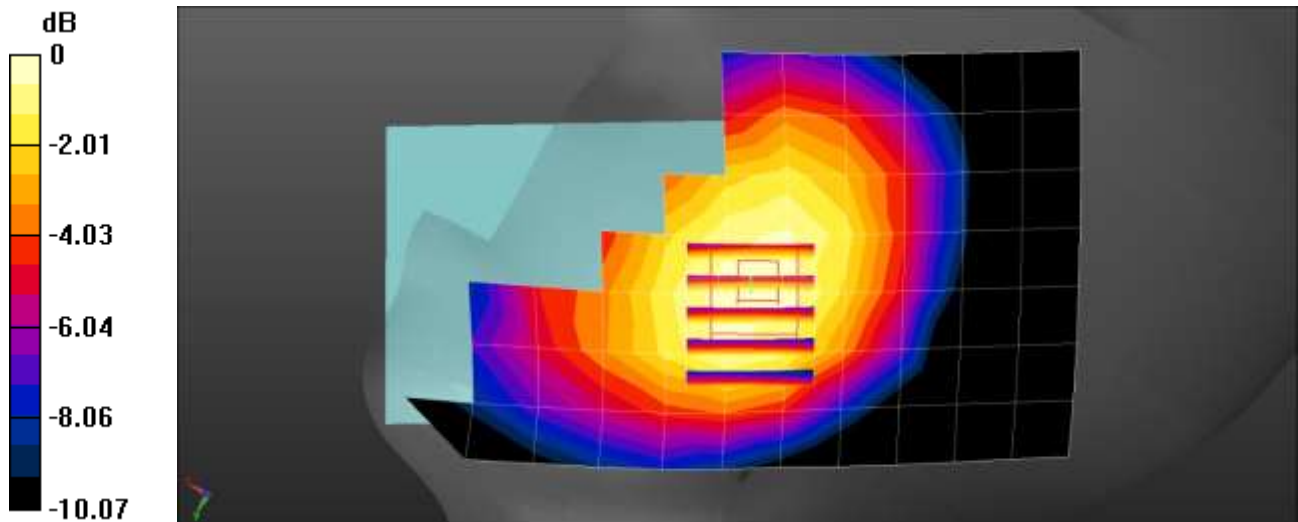
GSM850 Head Right Touch 190ch/Zoom Scan (5x5x7)/Cube 0: Measurement grid: dx=8mm, dy=8mm, dz=5mm

Reference Value = 3.737 V/m; Power Drift = -0.16 dB

Peak SAR (extrapolated) = 0.332 W/kg

SAR(1 g) = 0.270 W/kg; SAR(10 g) = 0.203 W/kg

Maximum value of SAR (measured) = 0.313 W/kg



0 dB = 0.313 W/kg = -5.04 dBW/kg

Test Laboratory: HCT CO., LTD
EUT Type: Mobile Phone
Liquid Temperature: 22.2 °C
Ambient Temperature: 22.3 °C
Test Date: 10/11/2023
Plot No.: A2

Communication System: UID 0, GSM 1900 (0) (0); Frequency: 1880 MHz; Duty Cycle: 1:8.30042
Medium parameters used: $f = 1880$ MHz; $\sigma = 1.408$ S/m; $\epsilon_r = 39.474$; $\rho = 1000$ kg/m³
Phantom section: Left Section

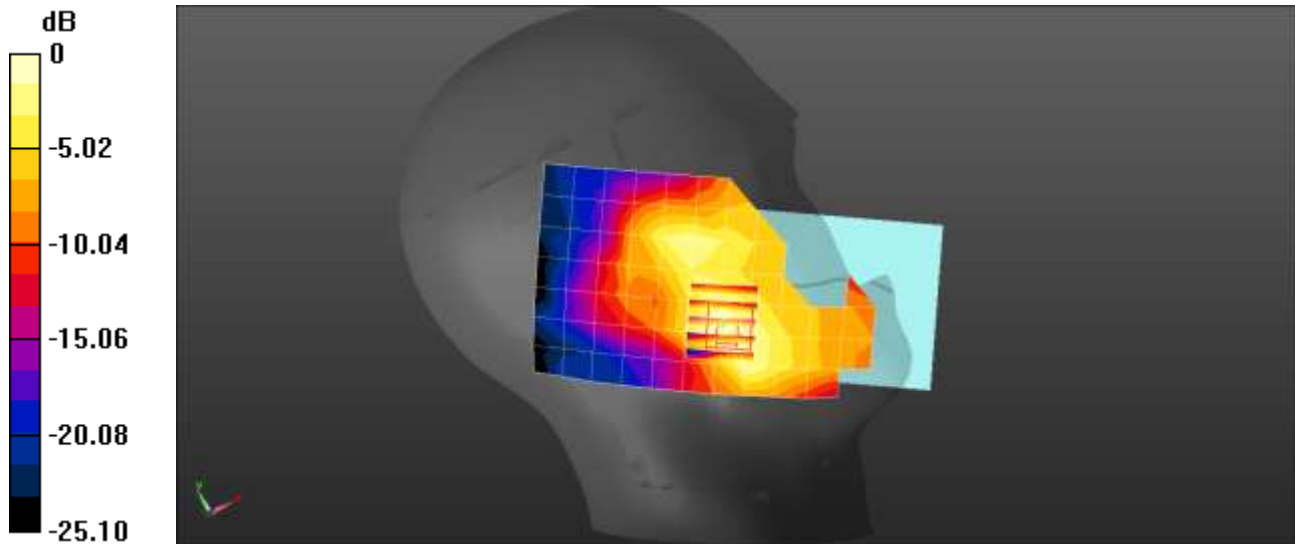
DASY5 Configuration:

- Probe: EX3DV4 - SN7702; ConvF(8.72, 8.72, 8.72) @ 1880 MHz; Calibrated: 2023-01-26
- Sensor-Surface: 1.4mm (Mechanical Surface Detection)
- Electronics: DAE4 Sn652; Calibrated: 2023-01-20
- Phantom: Twin-SAM V4.0 (20deg probe tilt) _Left-Right; Type: QD 000 P40 CC; Serial: xxxx
- Measurement SW: DASY52, Version 52.10 (4); SEMCAD X Version 14.6.14 (7483)

GSM1900 Head Left Touch 661ch/Area Scan (8x15x1): Measurement grid: dx=15mm, dy=15mm
Maximum value of SAR (measured) = 0.245 W/kg

GSM1900 Head Left Touch 661ch/Zoom Scan (5x5x7)/Cube 0: Measurement grid: dx=8mm, dy=8mm, dz=5mm
Reference Value = 3.918 V/m; Power Drift = 0.14 dB
Peak SAR (extrapolated) = 0.306 W/kg
SAR(1 g) = 0.193 W/kg; SAR(10 g) = 0.113 W/kg

Maximum value of SAR (measured) = 0.251 W/kg



0 dB = 0.251 W/kg = -6.00 dBW/kg

Test Laboratory: HCT CO., LTD
EUT Type: Mobile Phone
Liquid Temperature: 21.8 °C
Ambient Temperature: 21.9 °C
Test Date: 10/12/2023
Plot No.: A3

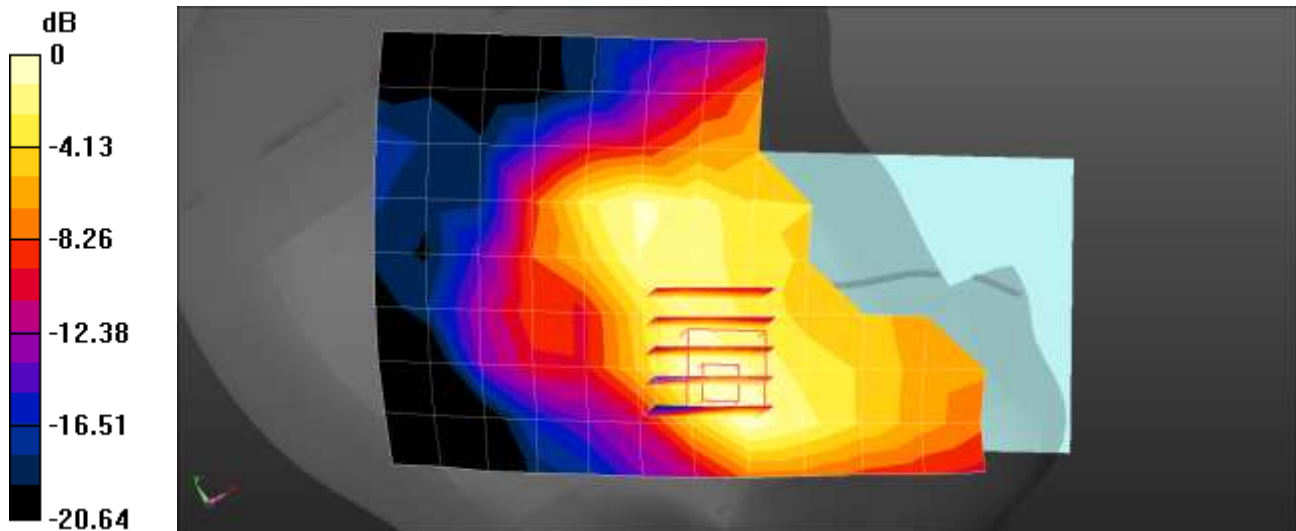
Communication System: UID 0, WCDMA1900 (0); Frequency: 1880 MHz; Duty Cycle: 1:1
Medium parameters used: $f = 1880$ MHz; $\sigma = 1.367$ S/m; $\epsilon_r = 38.721$; $\rho = 1000$ kg/m³
Phantom section: Left Section

DASY5 Configuration:

- Probe: EX3DV4 - SN7702; ConvF(8.72, 8.72, 8.72) @ 1880 MHz; Calibrated: 2023-01-26
- Sensor-Surface: 1.4mm (Mechanical Surface Detection)
- Electronics: DAE4 Sn652; Calibrated: 2023-01-20
- Phantom: Twin-SAM V4.0 (20deg probe tilt) Left-Right; Type: QD 000 P40 CC; Serial: xxxx
- Measurement SW: DASY52, Version 52.10 (4); SEMCAD X Version 14.6.14 (7483)

UMTS Band 2 Left Touch 9400ch/Area Scan (9x15x1): Measurement grid: dx=15mm, dy=15mm
Maximum value of SAR (measured) = 0.374 W/kg

UMTS Band 2 Left Touch 9400ch/Zoom Scan (5x5x7)/Cube 0: Measurement grid: dx=8mm, dy=8mm, dz=5mm
Reference Value = 4.585 V/m; Power Drift = 0.16 dB
Peak SAR (extrapolated) = 0.463 W/kg
SAR(1 g) = 0.301 W/kg; SAR(10 g) = 0.183 W/kg
Maximum value of SAR (measured) = 0.393 W/kg



0 dB = 0.393 W/kg = -4.06 dBW/kg

Test Laboratory: HCT CO., LTD
EUT Type: Mobile Phone
Liquid Temperature: 21.2 °C
Ambient Temperature: 21.3 °C
Test Date: 10/13/2023
Plot No.: A4

Communication System: UID 0, WCDMA IV (0); Frequency: 1732.4 MHz; Duty Cycle: 1:1
Medium parameters used (interpolated): $f = 1732.4$ MHz; $\sigma = 1.334$ S/m; $\epsilon_r = 39.697$; $\rho = 1000$ kg/m³
Phantom section: Left Section

DASY5 Configuration:

- Probe: EX3DV4 - SN7702; ConvF(9.1, 9.1, 9.1) @ 1732.4 MHz; Calibrated: 2023-01-26
- Sensor-Surface: 1.4mm (Mechanical Surface Detection)
- Electronics: DAE4 Sn652; Calibrated: 2023-01-20
- Phantom: Twin-SAM V4.0 (20deg probe tilt)_Left-Right; Type: QD 000 P40 CC; Serial: xxxx
- Measurement SW: DASY52, Version 52.10 (4); SEMCAD X Version 14.6.14 (7483)

UMTS Band 4 Left Touch 1412ch/Area Scan (9x15x1): Measurement grid: dx=15mm, dy=15mm
Maximum value of SAR (measured) = 0.515 W/kg

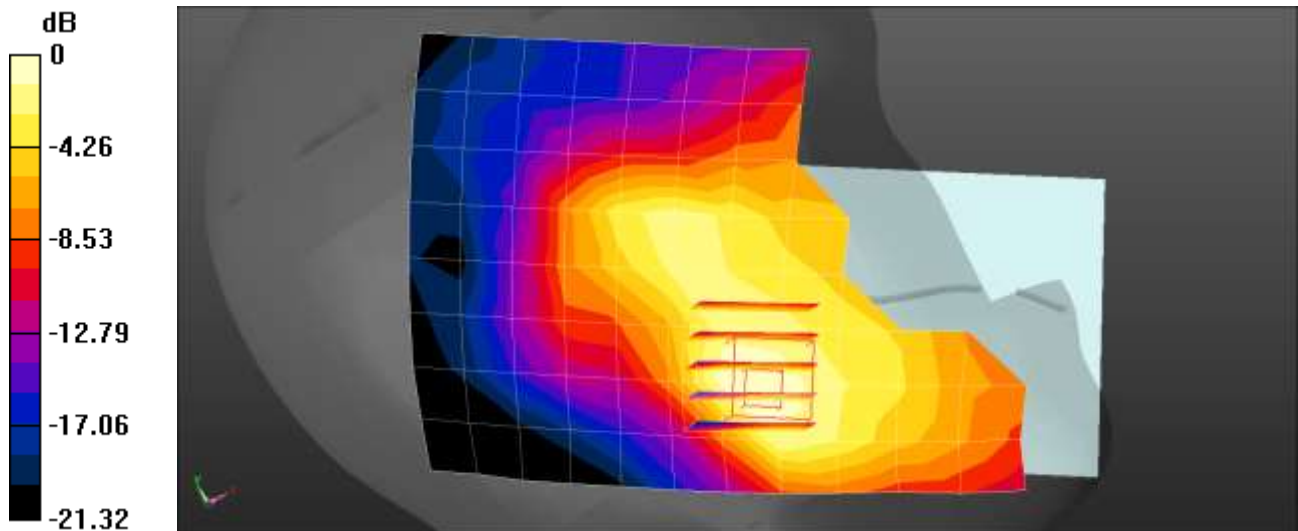
UMTS Band 4 Left Touch 1412ch/Zoom Scan (5x5x7)/Cube 0: Measurement grid: dx=8mm, dy=8mm, dz=5mm

Reference Value = 5.179 V/m; Power Drift = 0.14 dB

Peak SAR (extrapolated) = 0.695 W/kg

SAR(1 g) = 0.445 W/kg; SAR(10 g) = 0.273 W/kg

Maximum value of SAR (measured) = 0.578 W/kg



0 dB = 0.578 W/kg = -2.38 dBW/kg

Test Laboratory: HCT CO., LTD
EUT Type: Mobile Phone
Liquid Temperature: 23.4 °C
Ambient Temperature: 23.5 °C
Test Date: 10/24/2023
Plot No.: A5

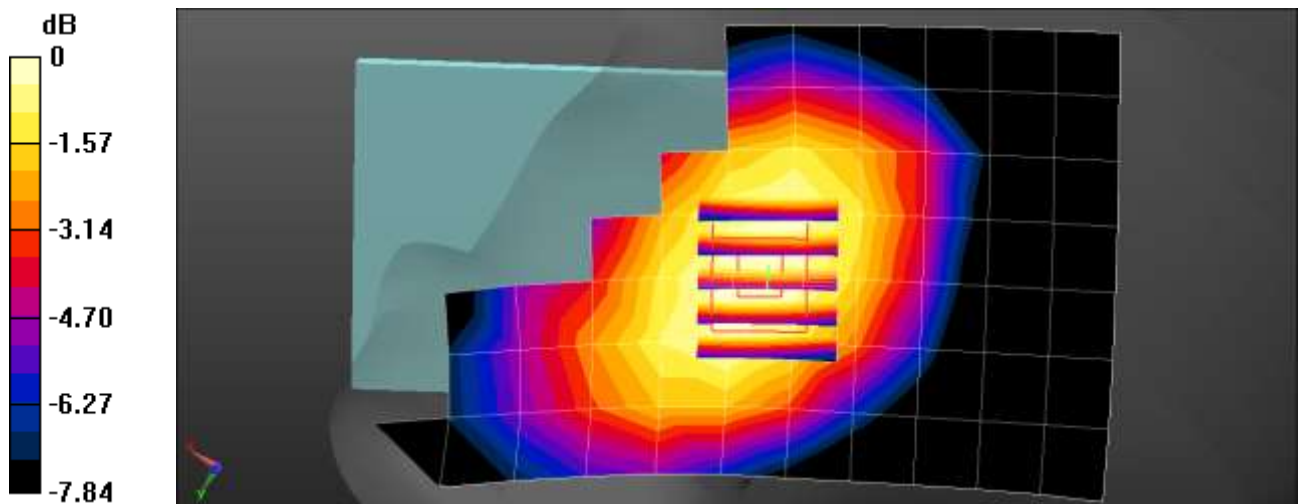
Communication System: UID 0, WCDMA850 (0); Frequency: 826.4 MHz; Duty Cycle: 1:1
Medium parameters used (interpolated): $f = 826.4$ MHz; $\sigma = 0.913$ S/m; $\epsilon_r = 40.373$; $\rho = 1000$ kg/m³
Phantom section: Right Section

DASY5 Configuration:

- Probe: EX3DV4 - SN7654; ConvF(9.83, 9.9, 10.74) @ 826.4 MHz; Calibrated: 2023-05-24
- Sensor-Surface: 1.4mm (Mechanical Surface Detection)
- Electronics: DAE4 Sn1686; Calibrated: 2023-05-23
- Phantom: Twin-SAM V5.0 (20deg probe tilt); Type: QD 000 P40 CD; Serial: xxxx
- Measurement SW: DASY52, Version 52.10 (4); SEMCAD X Version 14.6.14 (7501)

UMTS Band 5 Head Right Touch 4132ch/Area Scan (8x13x1): Measurement grid: dx=15mm, dy=15mm
Maximum value of SAR (measured) = 0.271 W/kg

UMTS Band 5 Head Right Touch 4132ch/Zoom Scan (5x5x7)/Cube 0: Measurement grid: dx=8mm, dy=8mm, dz=5mm
Reference Value = 4.153 V/m; Power Drift = 0.14 dB
Peak SAR (extrapolated) = 0.290 W/kg
SAR(1 g) = 0.248 W/kg; SAR(10 g) = 0.197 W/kg
Maximum value of SAR (measured) = 0.278 W/kg



0 dB = 0.278 W/kg = -5.56 dBW/kg

Test Laboratory: HCT CO., LTD
EUT Type: Mobile Phone
Liquid Temperature: 20.0 °C
Ambient Temperature: 20.1 °C
Test Date: 10/26/2023
Plot No.: A6

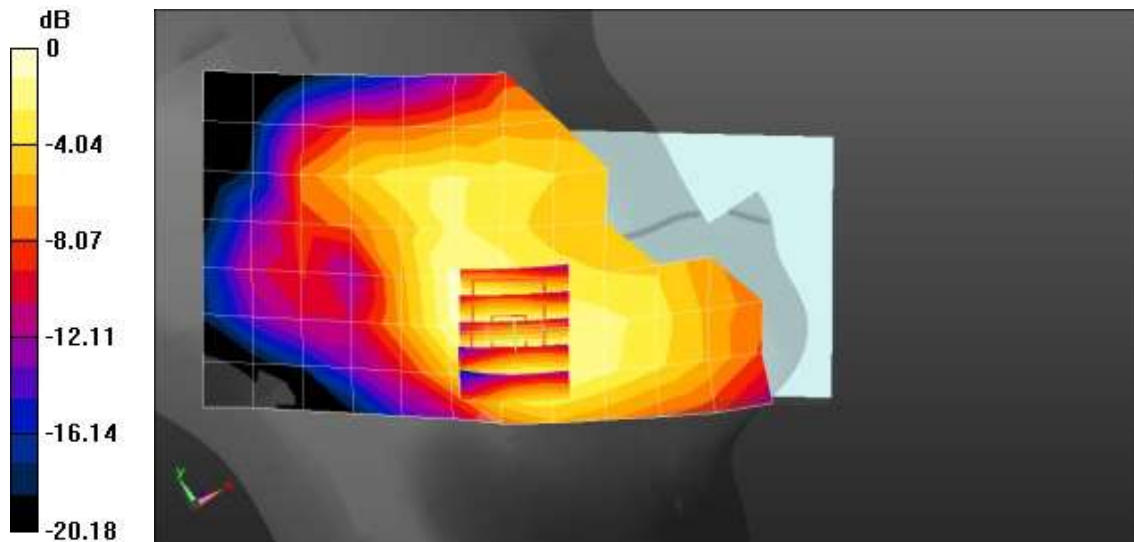
Communication System: UID 0, LTE 2 (0); Frequency: 1860 MHz; Duty Cycle: 1:1
Medium parameters used: $f = 1860$ MHz; $\sigma = 1.432$ S/m; $\epsilon_r = 40.028$; $\rho = 1000$ kg/m³
Phantom section: Left Section

DASY5 Configuration:

- Probe: EX3DV4 - SN7655; ConvF(7.83, 8.3, 8.1) @ 1860 MHz; Calibrated: 2023-05-25
- Sensor-Surface: 1.4mm (Mechanical Surface Detection)
- Electronics: DAE4 Sn780; Calibrated: 2023-07-04
- Phantom: Twin-SAM V4.0 Right; Type: QD 000 P40 CC; Serial: xxxx
- Measurement SW: DASY52, Version 52.10 (4); SEMCAD X Version 14.6.14 (7483)

LTE Band 2 Head Left Touch QPSK 20MHz 1RB 49offset 18700ch/Area Scan (8x14x1): Measurement grid: dx=15mm, dy=15mm
Maximum value of SAR (measured) = 0.366 W/kg

LTE Band 2 Head Left Touch QPSK 20MHz 1RB 49offset 18700ch/Zoom Scan (5x5x7)/Cube 0:
Measurement grid: dx=8mm, dy=8mm, dz=5mm
Reference Value = 6.670 V/m; Power Drift = -0.10 dB
Peak SAR (extrapolated) = 0.427 W/kg
SAR(1 g) = 0.289 W/kg; SAR(10 g) = 0.190 W/kg
Maximum value of SAR (measured) = 0.375 W/kg



0 dB = 0.375 W/kg = -4.26 dBW/kg

Test Laboratory: HCT CO., LTD
EUT Type: Mobile Phone
Liquid Temperature: 23.2 °C
Ambient Temperature: 23.2 °C
Test Date: 11/14/2023
Plot No.: A7

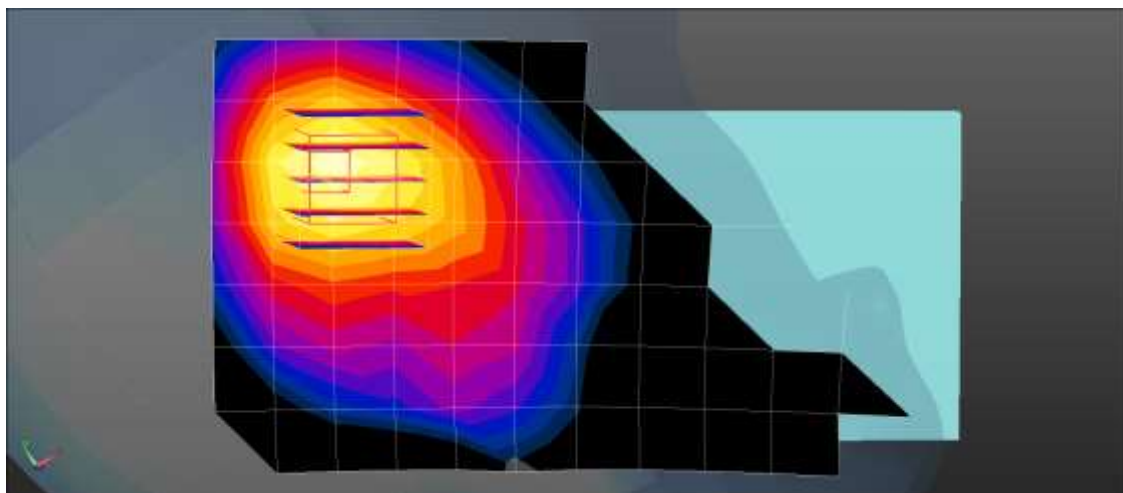
Communication System: UID 0, LTE2 (20MHz) (0); Frequency: 1860 MHz;Duty Cycle: 1:1
Medium parameters used: $f = 1860$ MHz; $\sigma = 1.38$ S/m; $\epsilon_r = 40.153$; $\rho = 1000$ kg/m³
Phantom section: Left Section

DASY5 Configuration:

- Probe: EX3DV4 - SN7680; ConvF(8.47, 8.47, 8.47) @ 1860 MHz; Calibrated: 2023-05-24
- Sensor-Surface: 1.4mm (Mechanical Surface Detection)
- Electronics: DAE4 Sn1254; Calibrated: 2023-06-02
- Phantom: SAM with CRP v5.0 Front; Type: QD000P40CD; Serial: TP:xxxx
- Measurement SW: DASY52, Version 52.10 (3); SEMCAD X Version 14.6.13 (7474)

LTE Band 2 Head Left Touch QPSK 20MHz 1RB 0offset 18700ch/Area Scan (8x14x1): Measurement grid:
dx=15mm, dy=15mm
Maximum value of SAR (measured) = 1.06 W/kg

LTE Band 2 Head Left Touch QPSK 20MHz 1RB 0offset 18700ch/Zoom Scan (5x5x7)/Cube 0:
Measurement grid: dx=8mm, dy=8mm, dz=5mm
Reference Value = 12.04 V/m; Power Drift = 0.18 dB
Peak SAR (extrapolated) = 1.38 W/kg
SAR(1 g) = 0.786 W/kg; SAR(10 g) = 0.416 W/kg
Maximum value of SAR (measured) = 1.13 W/kg



0 dB = 1.13 W/kg = 0.53 dBW/kg

Test Laboratory: HCT CO., LTD
EUT Type: Mobile Phone
Liquid Temperature: 21.0 °C
Ambient Temperature: 21.0 °C
Test Date: 10/16/2023
Plot No.: A8

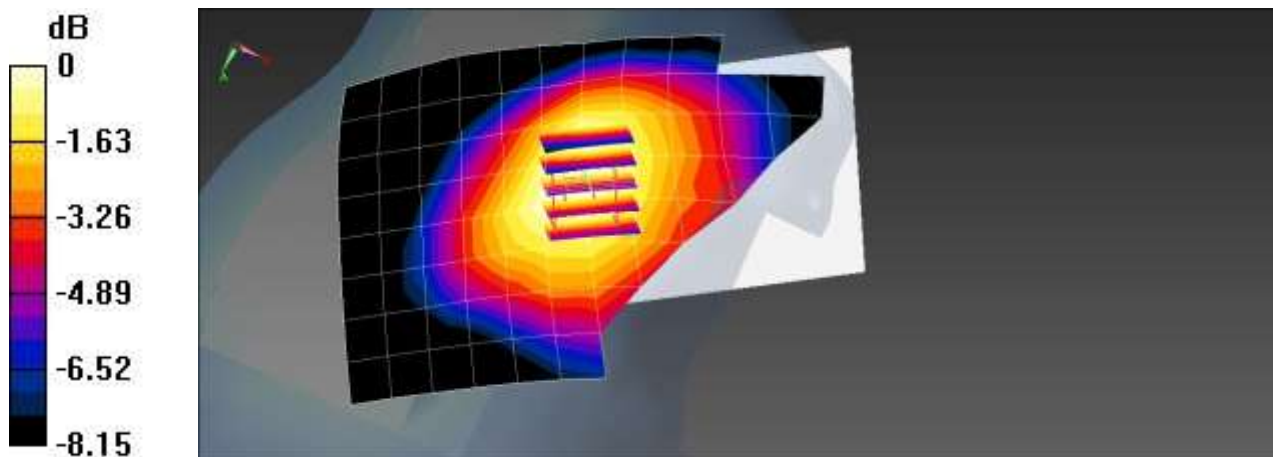
Communication System: UID 0, LTE Band 12 (0); Frequency: 707.5 MHz; Duty Cycle: 1:1
Medium parameters used (interpolated): $f = 707.5 \text{ MHz}$; $\sigma = 0.881 \text{ S/m}$; $\epsilon_r = 42.399$; $\rho = 1000 \text{ kg/m}^3$
Phantom section: Left Section

DASY5 Configuration:

- Probe: ES3DV3 - SN3076; ConvF(6.37, 6.37, 6.37) @ 707.5 MHz; Calibrated: 2023-07-18
- Sensor-Surface: 3mm (Mechanical Surface Detection)
- Electronics: DAE4 Sn869; Calibrated: 2023-03-23
- Phantom: SAM with CRP v5.0_Front; Type: QD000P40CD; Serial: TP:xxxx
- Measurement SW: DASY52, Version 52.10 (4); SEMCAD X Version 14.6.14 (7501)

LTE Band 12 Head Left Touch QPSK 10MHz 1RB 0offset 23095ch/Area Scan (9x14x1): Measurement grid: $dx=15\text{mm}$, $dy=15\text{mm}$
Maximum value of SAR (measured) = 0.185 W/kg

LTE Band 12 Head Left Touch QPSK 10MHz 1RB 0offset 23095ch/Zoom Scan (5x5x7)/Cube 0: Measurement grid: $dx=8\text{mm}$, $dy=8\text{mm}$, $dz=5\text{mm}$
Reference Value = 5.556 V/m; Power Drift = -0.09 dB
Peak SAR (extrapolated) = 0.202 W/kg
SAR(1 g) = 0.174 W/kg; SAR(10 g) = 0.136 W/kg
Maximum value of SAR (measured) = 0.186 W/kg



0 dB = 0.186 W/kg = -7.30 dBW/kg

Test Laboratory: HCT CO., LTD
EUT Type: Mobile Phone
Liquid Temperature: 20.1 °C
Ambient Temperature: 20.3 °C
Test Date: 10/17/2023
Plot No.: A9


Communication System: UID 0, LTE Band 13 (0); Frequency: 782 MHz;Duty Cycle: 1:1
Medium parameters used (interpolated): $f = 782 \text{ MHz}$; $\sigma = 0.931 \text{ S/m}$; $\epsilon_r = 41.392$; $\rho = 1000 \text{ kg/m}^3$
Phantom section: Right Section

DASY5 Configuration:

- Probe: ES3DV3 - SN3076; ConvF(6.37, 6.37, 6.37) @ 782 MHz; Calibrated: 2023-07-18
- Sensor-Surface: 3mm (Mechanical Surface Detection)
- Electronics: DAE4 Sn869; Calibrated: 2023-03-23
- Phantom: SAM with CRP v5.0_Front; Type: QD000P40CD; Serial: TP:xxxx
- Measurement SW: DASY52, Version 52.10 (3); SEMCAD X Version 14.6.13 (7474)

LTE Band 13 Head Right Touch QPSK 10MHz 1RB 49offset 23230ch/Area Scan (9x14x1): Measurement grid: dx=15mm, dy=15mm
Maximum value of SAR (measured) = 0.258 W/kg

LTE Band 13 Head Right Touch QPSK 10MHz 1RB 49offset 23230ch/Zoom Scan (5x5x7)/Cube 0:
Measurement grid: dx=8mm, dy=8mm, dz=5mm
Reference Value = 5.499 V/m; Power Drift = 0.04 dB
Peak SAR (extrapolated) = 0.280 W/kg
SAR(1 g) = 0.236 W/kg; SAR(10 g) = 0.185 W/kg
Maximum value of SAR (measured) = 0.257 W/kg



0 dB = 0.257 W/kg = -5.90 dBW/kg

Test Laboratory: HCT CO., LTD
EUT Type: Mobile Phone
Liquid Temperature: 20.0 °C
Ambient Temperature: 20.1 °C
Test Date: 10/18/2023
Plot No.: A10

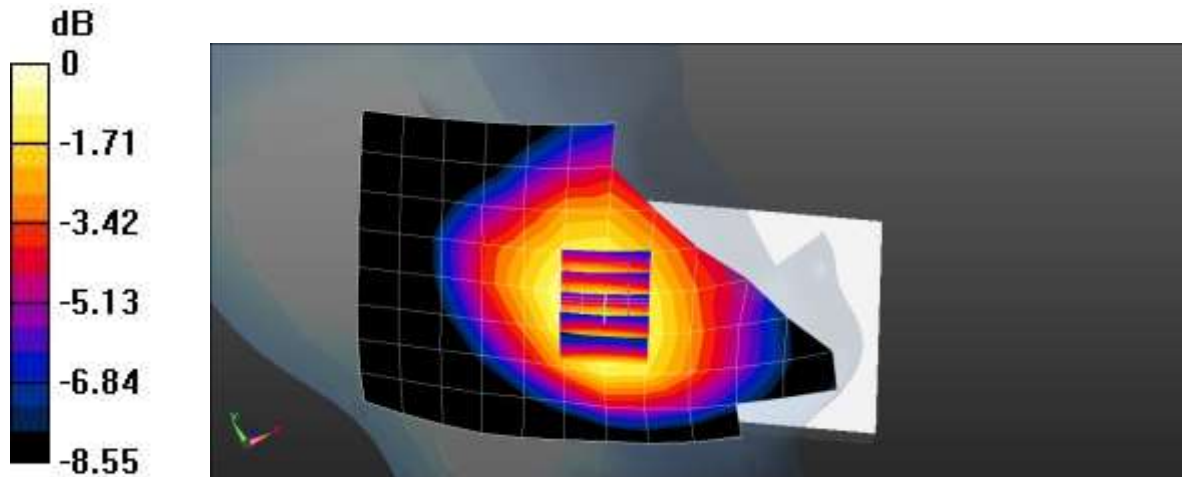
Communication System: UID 0, LTE Band 26 (0); Frequency: 831.5 MHz; Duty Cycle: 1:1
Medium parameters used (interpolated): $f = 831.5$ MHz; $\sigma = 0.919$ S/m; $\epsilon_r = 41.295$; $\rho = 1000$ kg/m³
Phantom section: Left Section

DASY5 Configuration:

- Probe: ES3DV3 - SN3076; ConvF(6.11, 6.11, 6.11) @ 831.5 MHz; Calibrated: 2023-07-18
- Sensor-Surface: 3mm (Mechanical Surface Detection)
- Electronics: DAE4 Sn869; Calibrated: 2023-03-23
- Phantom: SAM with CRP v5.0_Front; Type: QD000P40CD; Serial: TP:xxxx
- Measurement SW: DASY52, Version 52.10 (4); SEMCAD X Version 14.6.14 (7501)

LTE Band 26 Head Left Touch QPSK 15MHz 1RB 36offset 26865ch/Area Scan (9x14x1): Measurement grid: dx=15mm, dy=15mm
Maximum value of SAR (measured) = 0.241 W/kg

LTE Band 26 Head Left Touch QPSK 15MHz 1RB 36offset 26865ch/Zoom Scan (5x5x7)/Cube 0:
Measurement grid: dx=8mm, dy=8mm, dz=5mm
Reference Value = 5.746 V/m; Power Drift = 0.16 dB
Peak SAR (extrapolated) = 0.277 W/kg
SAR(1 g) = 0.221 W/kg; SAR(10 g) = 0.168 W/kg
Maximum value of SAR (measured) = 0.242 W/kg



0 dB = 0.242 W/kg = -6.16 dBW/kg

Test Laboratory: HCT CO., LTD
EUT Type: Mobile Phone
Liquid Temperature: 20.1 °C
Ambient Temperature: 20.3 °C
Test Date: 10/31/2023
Plot No.: A11

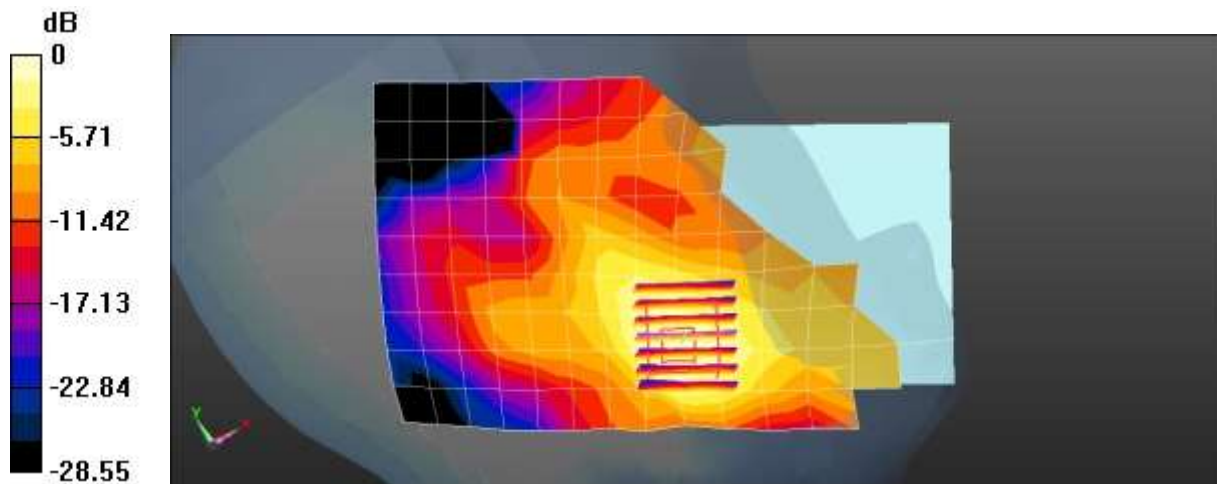
Communication System: UID 0, LTE Band 41 (FCC) (0); Frequency: 2593 MHz;Duty Cycle: 1:1.58052
Medium parameters used (interpolated): $f = 2593$ MHz; $\sigma = 2.021$ S/m; $\epsilon_r = 38.087$; $\rho = 1000$ kg/m³
Phantom section: Left Section

DASY5 Configuration:

- Probe: ES3DV3 - SN3076; ConvF(4.59, 4.59, 4.59) @ 2593 MHz; Calibrated: 2023-07-18
- Sensor-Surface: 3mm (Mechanical Surface Detection)
- Electronics: DAE4 Sn869; Calibrated: 2023-03-23
- Phantom: SAM with CRP v5.0_Right; Type: QD000P40CD; Serial: TP:xxxx
- Measurement SW: DASY52, Version 52.10 (4); SEMCAD X Version 14.6.14 (7501)

LTE Band 41 Head Left Touch QPSK 20MHz 1RB 49offset 40620ch/Area Scan (10x17x1): Measurement grid: dx=12mm, dy=12mm
Maximum value of SAR (measured) = 0.329 W/kg

LTE Band 41 Head Left Touch QPSK 20MHz 1RB 49offset 40620ch/Zoom Scan (7x7x7)/Cube 0:
Measurement grid: dx=5mm, dy=5mm, dz=5mm
Reference Value = 2.819 V/m; Power Drift = 0.06 dB
Peak SAR (extrapolated) = 0.491 W/kg
SAR(1 g) = 0.265 W/kg; SAR(10 g) = 0.138 W/kg
Maximum value of SAR (measured) = 0.325 W/kg



0 dB = 0.325 W/kg = -4.88 dBW/kg

Test Laboratory: HCT CO., LTD
EUT Type: Mobile Phone
Liquid Temperature: 20.0 °C
Ambient Temperature: 20.2 °C
Test Date: 10/27/2023
Plot No.: A12

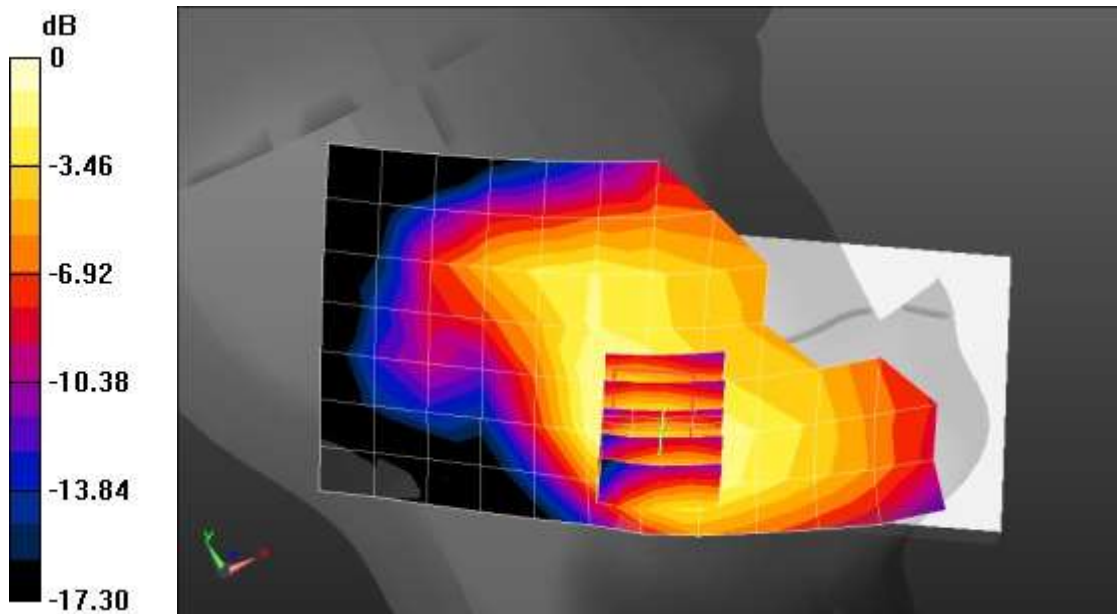
Communication System: UID 0, LTE Band 66 (0); Frequency: 1745 MHz; Duty Cycle: 1:1
Medium parameters used (interpolated): $f = 1745$ MHz; $\sigma = 1.339$ S/m; $\epsilon_r = 41.528$; $\rho = 1000$ kg/m³
Phantom section: Left Section

DASY5 Configuration:

- Probe: EX3DV4 - SN7655; ConvF(8.19, 8.75, 8.46) @ 1745 MHz; Calibrated: 2023-05-25
- Sensor-Surface: 1.4mm (Mechanical Surface Detection)
- Electronics: DAE4 Sn780; Calibrated: 2023-07-04
- Phantom: Twin-SAM V4.0 Right; Type: QD 000 P40 CC; Serial: xxxx
- Measurement SW: DASY52, Version 52.10 (4); SEMCAD X Version 14.6.14 (7483)

LTE Band 66 Head Left Touch QPSK 20MHz 1RB 99offset 132322ch/Area Scan (8x14x1): Measurement grid: dx=15mm, dy=15mm
Maximum value of SAR (measured) = 0.514 W/kg

LTE Band 66 Head Left Touch QPSK 20MHz 1RB 99offset 132322ch/Zoom Scan (5x5x7)/Cube 0: Measurement grid: dx=8mm, dy=8mm, dz=5mm
Reference Value = 7.755 V/m; Power Drift = 0.06 dB
Peak SAR (extrapolated) = 0.580 W/kg
SAR(1 g) = 0.407 W/kg; SAR(10 g) = 0.273 W/kg
Maximum value of SAR (measured) = 0.517 W/kg



0 dB = 0.517 W/kg = -2.87 dBW/kg

Test Laboratory: HCT CO., LTD
EUT Type: Mobile Phone
Liquid Temperature: 22.6 °C
Ambient Temperature: 22.7 °C
Test Date: 11/08/2023
Plot No.: A13

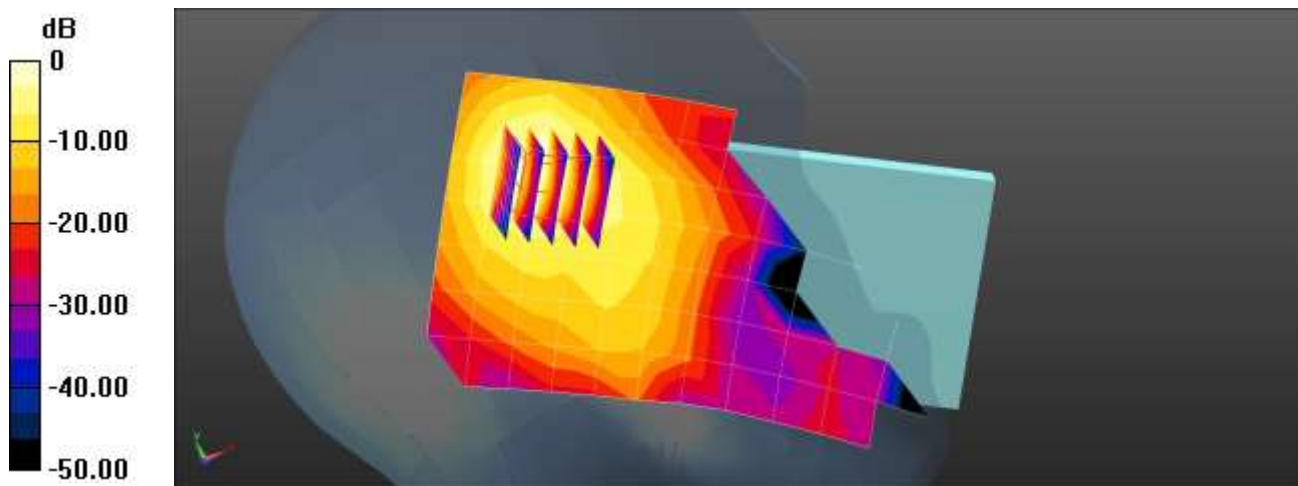
Communication System: UID 0, LTE 66 (0); Frequency: 1720 MHz; Duty Cycle: 1:1
Medium parameters used: $f = 1720$ MHz; $\sigma = 1.354$ S/m; $\epsilon_r = 40.694$; $\rho = 1000$ kg/m³
Phantom section: Left Section

DASY5 Configuration:

- Probe: EX3DV4 - SN7680; ConvF(9.1, 9.1, 9.1) @ 1720 MHz; Calibrated: 2023-05-24
- Sensor-Surface: 1.4mm (Mechanical Surface Detection)
- Electronics: DAE4 Sn1254; Calibrated: 2023-06-02
- Phantom: SAM with CRP v5.0 Front; Type: QD000P40CD; Serial: TP:xxxx
- Measurement SW: DASY52, Version 52.10 (3); SEMCAD X Version 14.6.13 (7474)

LTE Band 66 Head Left Touch QPSK 20MHz 50RB 0offset 132072ch/Area Scan (8x14x1): Measurement grid: dx=15mm, dy=15mm
Maximum value of SAR (measured) = 0.774 W/kg

LTE Band 66 Head Left Touch QPSK 20MHz 50RB 0offset 132072ch/Zoom Scan (5x5x7)/Cube 0: Measurement grid: dx=8mm, dy=8mm, dz=5mm
Reference Value = 9.279 V/m; Power Drift = 0.14 dB
Peak SAR (extrapolated) = 1.01 W/kg
SAR(1 g) = 0.586 W/kg; SAR(10 g) = 0.309 W/kg
Maximum value of SAR (measured) = 0.829 W/kg



0 dB = 0.774 W/kg = -1.11 dBW/kg

Test Laboratory: HCT CO., LTD
EUT Type: Mobile Phone
Liquid Temperature: 21.6 °C
Ambient Temperature: 21.8 °C
Test Date: 10/19/2023
Plot No.: A14

Communication System: UID 0, NR Band 5 (0); Frequency: 836.5 MHz;Duty Cycle: 1:1
Medium parameters used (interpolated): $f = 836.5$ MHz; $\sigma = 0.924$ S/m; $\epsilon_r = 41.701$; $\rho = 1000$ kg/m³
Phantom section: Right Section

DASY5 Configuration:

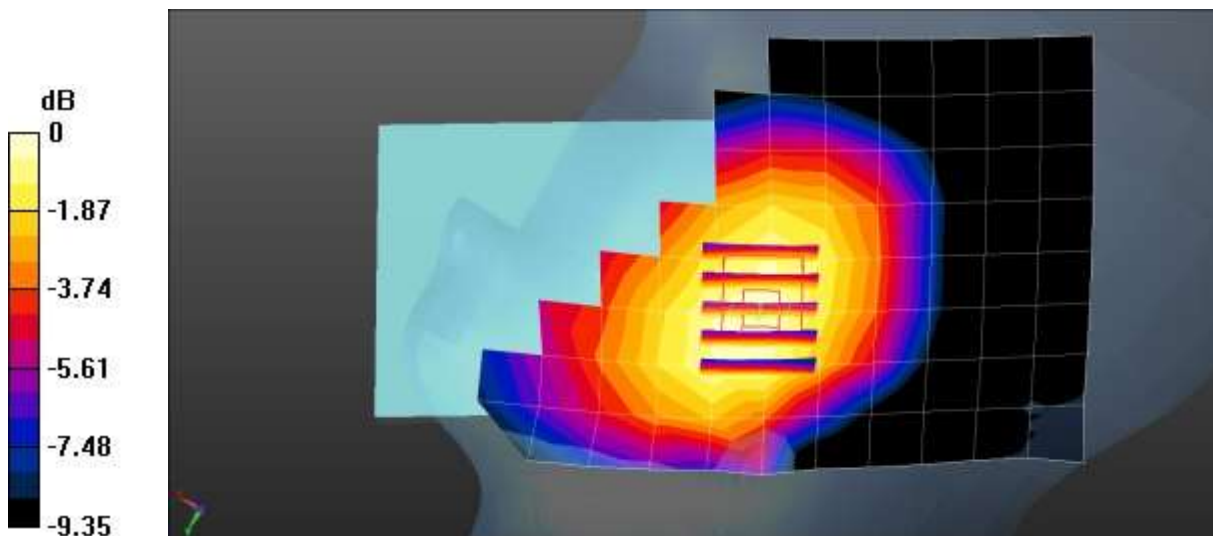
- Probe: EX3DV4 - SN7732; ConvF(10.1, 10.1, 10.1) @ 836.5 MHz; Calibrated: 2023-06-20
- Sensor-Surface: 1.4mm (Mechanical Surface Detection)
- Electronics: DAE4 Sn1687; Calibrated: 2023-07-18
- Phantom: SAM with CRP v5.0(Front); Type: QD000P40CD; Serial: TP:xxxx
- Measurement SW: DASY52, Version 52.10 (4); SEMCAD X Version 14.6.14 (7483)

NR Band n5 Head Right Touch DFT-s QPSK 20MHz 50RB 28offset 167300ch/Area Scan (9x15x1):

Measurement grid: dx=15mm, dy=15mm
Maximum value of SAR (measured) = 0.280 W/kg

NR Band n5 Head Right Touch DFT-s QPSK 20MHz 50RB 28offset 167300ch/Zoom Scan (5x5x7)/Cube

0: Measurement grid: dx=8mm, dy=8mm, dz=5mm
Reference Value = 4.576 V/m; Power Drift = -0.09 dB
Peak SAR (extrapolated) = 0.302 W/kg
SAR(1 g) = 0.232 W/kg; SAR(10 g) = 0.178 W/kg
Maximum value of SAR (measured) = 0.277 W/kg



$0 \text{ dB} = 0.277 \text{ W/kg} = -5.58 \text{ dBW/kg}$

Test Laboratory: HCT CO., LTD
EUT Type: Mobile Phone
Liquid Temperature: 19.6 °C
Ambient Temperature: 19.8 °C
Test Date: 10/26/2023
Plot No.: A15

Communication System: UID 0, NR n26; Frequency: 831.5 MHz; Duty Cycle: 1:1
Medium parameters used (interpolated): $f = 831.5$ MHz; $\sigma = 0.919$ S/m; $\epsilon_r = 41.289$; $\rho = 1000$ kg/m³
Phantom section: Right Section

DASY5 Configuration:

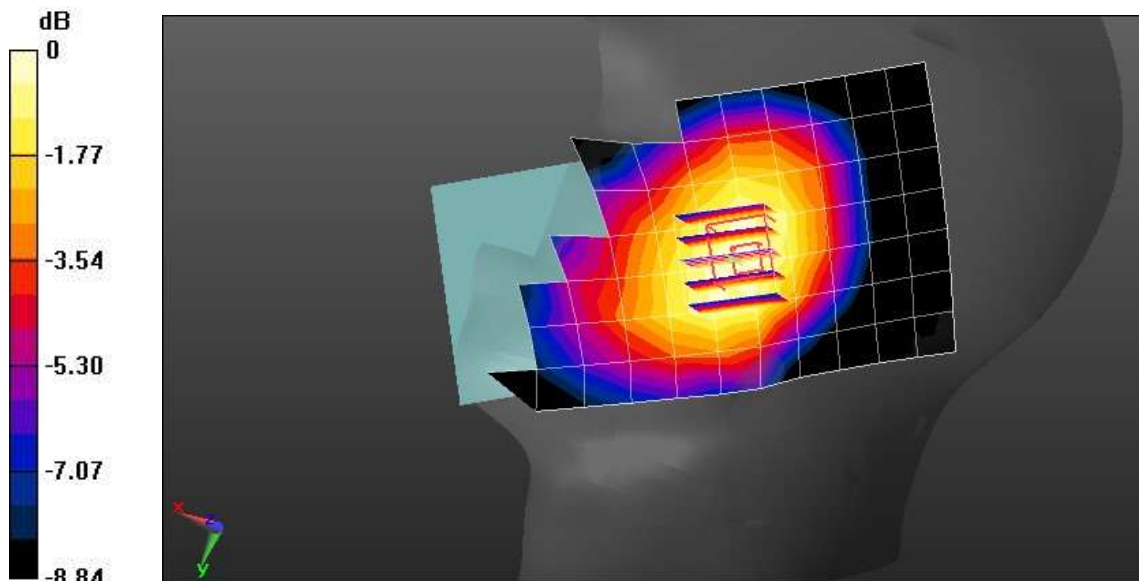
- Probe: EX3DV4 - SN7370; ConvF(10.01, 10.01, 10.01) @ 831.5 MHz; Calibrated: 2023-08-24
- Sensor-Surface: 1.4mm (Mechanical Surface Detection)
- Electronics: DAE4 Sn1225; Calibrated: 2023-03-06
- Phantom: Twin-SAM V8.0 (Right-Left); Type: QD 000 P41 Ax; Serial: xxxx
- Measurement SW: DASY52, Version 52.10 (4); SEMCAD X Version 14.6.14 (7483)

NR Band n26 Head Right Touch DFT-s QPSK 20MHz 50RB 28offset 166300ch/Area Scan (8x14x1):

Measurement grid: dx=15mm, dy=15mm
Maximum value of SAR (measured) = 0.260 W/kg

NR Band n26 Head Right Touch DFT-s QPSK 20MHz 50RB 28offset 166300ch/Zoom Scan (5x5x7)/Cube

0: Measurement grid: dx=8mm, dy=8mm, dz=5mm
Reference Value = 5.114 V/m; Power Drift = -0.04 dB
Peak SAR (extrapolated) = 0.283 W/kg
SAR(1 g) = 0.213 W/kg; SAR(10 g) = 0.162 W/kg
Maximum value of SAR (measured) = 0.255 W/kg



0 dB = 0.255 W/kg = -5.93 dBW/kg

Test Laboratory: HCT CO., LTD
EUT Type: Mobile Phone
Liquid Temperature: 20.0 °C
Ambient Temperature: 20.1 °C
Test Date: 11/03/2023
Plot No.: A16

Communication System: UID 0, NR n41 Duty 100% (0); Frequency: 2592.99 MHz; Duty Cycle: 1:1
Medium parameters used (interpolated): $f = 2592.99$ MHz; $\sigma = 2.003$ S/m; $\epsilon_r = 39.076$; $\rho = 1000$ kg/m³
Phantom section: Left Section

DASY5 Configuration:

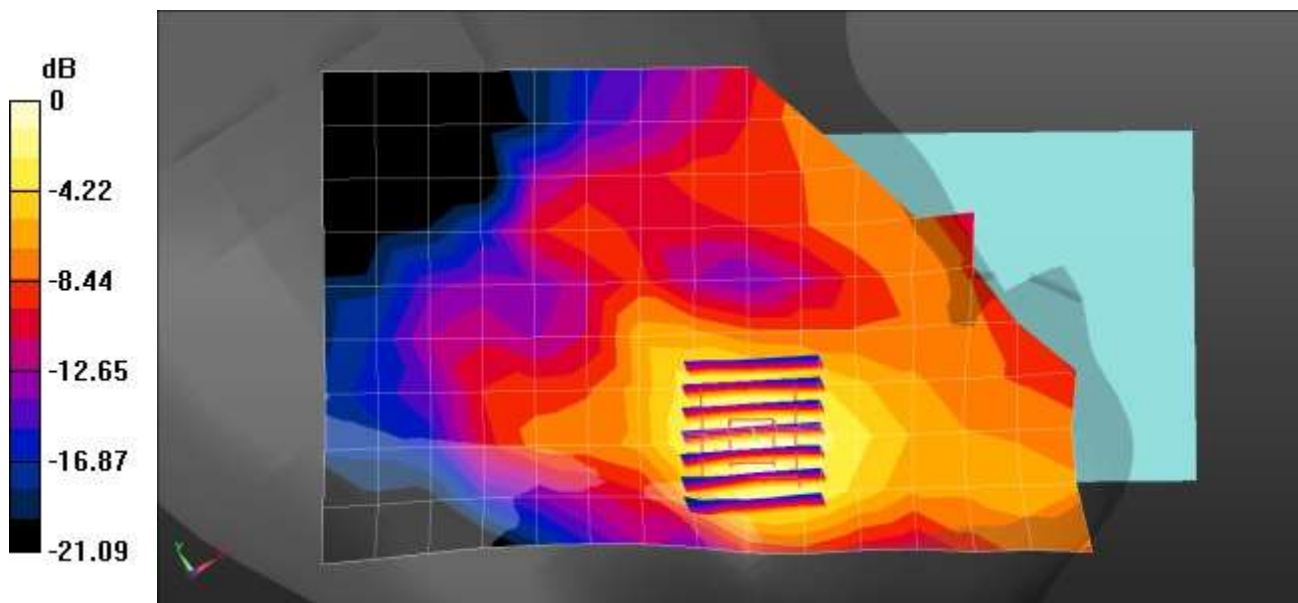
- Probe: EX3DV4 - SN7370; ConvF(7.57, 7.57, 7.57) @ 2592.99 MHz; Calibrated: 2023-08-24
- Sensor-Surface: 1.4mm (Mechanical Surface Detection)
- Electronics: DAE4 Sn1225; Calibrated: 2023-03-06
- Phantom: Twin-SAM V8.0 (Right-Left); Type: QD 000 P41 Ax; Serial: xxxx
- Measurement SW: DASY52, Version 52.10 (4); SEMCAD X Version 14.6.14 (7483)

NR Band n41 Head Left Touch DFT-s QPSK 100MHz 135RB 69offset 518598ch/Area Scan (10x18x1):

Measurement grid: dx=12mm, dy=12mm
Maximum value of SAR (measured) = 0.414 W/kg

NR Band n41 Head Left Touch DFT-s QPSK 100MHz 135RB 69offset 518598ch/Zoom Scan

(7x7x7)/Cube 0: Measurement grid: dx=5mm, dy=5mm, dz=5mm
Reference Value = 3.780 V/m; Power Drift = 0.14 dB
Peak SAR (extrapolated) = 0.524 W/kg
SAR(1 g) = 0.288 W/kg; SAR(10 g) = 0.153 W/kg
Maximum value of SAR (measured) = 0.429 W/kg



0 dB = 0.429 W/kg = -3.68 dBW/kg

Test Laboratory: HCT CO., LTD
EUT Type: Mobile Phone
Liquid Temperature: 23.4 °C
Ambient Temperature: 23.5 °C
Test Date: 10/20/2023
Plot No.: A17

Communication System: UID 0, n66 (0); Frequency: 1745 MHz; Duty Cycle: 1:1
Medium parameters used (interpolated): $f = 1745$ MHz; $\sigma = 1.339$ S/m; $\epsilon_r = 41.521$; $\rho = 1000$ kg/m³
Phantom section: Left Section

DASY5 Configuration:

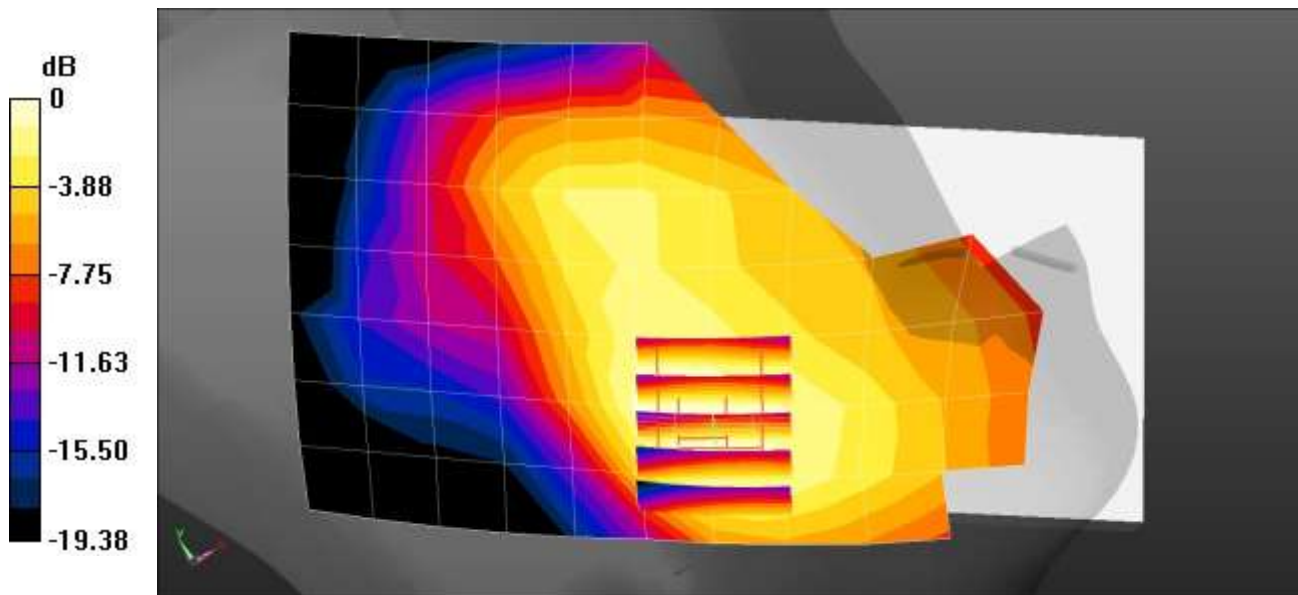
- Probe: EX3DV4 - SN3903; ConvF(8.93, 8.41, 8.5) @ 1745 MHz; Calibrated: 2023-07-19
- Sensor-Surface: 1.4mm (Mechanical Surface Detection)
- Electronics: DAE4 Sn466; Calibrated: 2023-04-25
- Phantom: Twin-SAM V4.0 (20deg probe tilt); Type: QD 000 P40 CC; Serial: xxxx
- Measurement SW: DASY52, Version 52.10 (4); SEMCAD X Version 14.6.14 (7483)

NR Band n66 Head Left Touch DFT-s QPSK 40MHz 1RB 214offset 349000ch/Area Scan (8x14x1):

Measurement grid: dx=15mm, dy=15mm
Maximum value of SAR (measured) = 0.469 W/kg

NR Band n66 Head Left Touch DFT-s QPSK 40MHz 1RB 214offset 349000ch/Zoom Scan (5x5x7)/Cube

0: Measurement grid: dx=8mm, dy=8mm, dz=5mm
Reference Value = 0 V/m; Power Drift = 0.01 dB
Peak SAR (extrapolated) = 0.566 W/kg
SAR(1 g) = 0.373 W/kg; SAR(10 g) = 0.236 W/kg
Maximum value of SAR (measured) = 0.481 W/kg



0 dB = 0.481 W/kg = -3.18 dBW/kg

Test Laboratory: HCT CO., LTD
EUT Type: Mobile Phone
Liquid Temperature: 21.3 °C
Ambient Temperature: 21.3 °C
Test Date: 10/26/2023
Plot No.: A18

Communication System: UID 0, NR Band 71 (0); Frequency: 680.5 MHz; Duty Cycle: 1:1
Medium parameters used (extrapolated): $f = 680.5 \text{ MHz}$; $\sigma = 0.837 \text{ S/m}$; $\epsilon_r = 42.233$; $\rho = 1000 \text{ kg/m}^3$
Phantom section: Right Section

DASY5 Configuration:

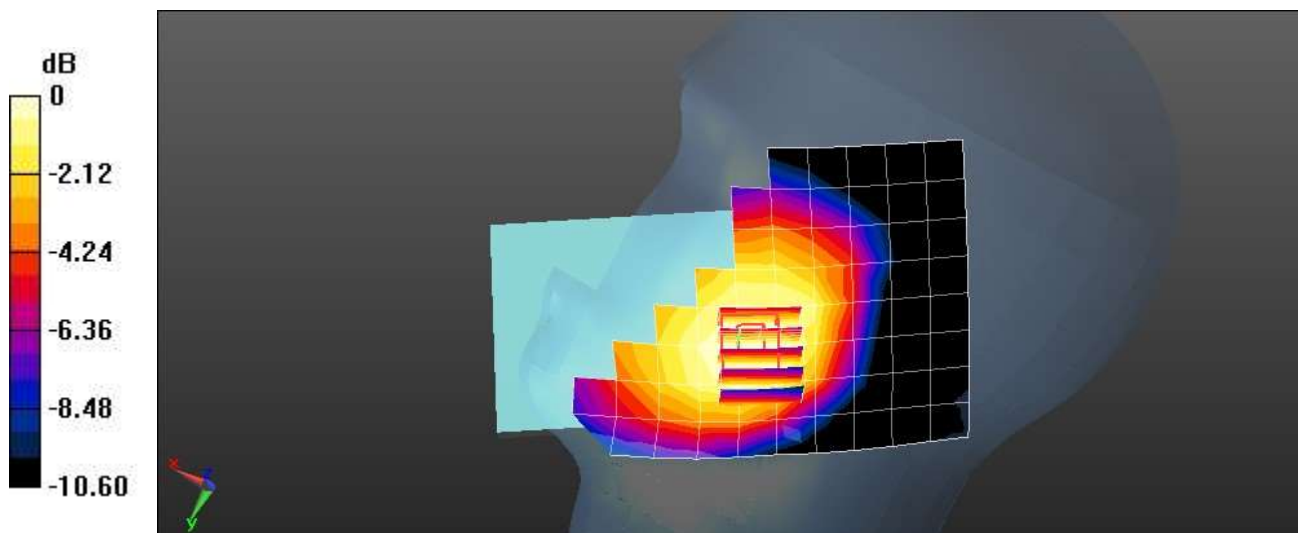
- Probe: EX3DV4 - SN7732; ConvF(10.14, 10.14, 10.14) @ 680.5 MHz; Calibrated: 2023-06-20
- Sensor-Surface: 1.4mm (Mechanical Surface Detection)
- Electronics: DAE4 Sn1687; Calibrated: 2023-07-18
- Phantom: SAM with CRP v5.0(Front); Type: QD000P40CD; Serial: TP:xxxx
- Measurement SW: DASY52, Version 52.10 (4); SEMCAD X Version 14.6.14 (7483)

NR Band n71 Head Right Touch DFT-s QPSK 20MHz 1RB 104offset 136100ch/Area Scan (9x14x1):

Measurement grid: $dx=15\text{mm}$, $dy=15\text{mm}$
Maximum value of SAR (measured) = 0.199 W/kg

NR Band n71 Head Right Touch DFT-s QPSK 20MHz 1RB 104offset 136100ch/Zoom Scan (5x5x7)/Cube

0: Measurement grid: $dx=8\text{mm}$, $dy=8\text{mm}$, $dz=5\text{mm}$
Reference Value = 2.726 V/m; Power Drift = -0.09 dB
Peak SAR (extrapolated) = 0.213 W/kg
SAR(1 g) = 0.167 W/kg; SAR(10 g) = 0.127 W/kg
Maximum value of SAR (measured) = 0.195 W/kg



0 dB = 0.195 W/kg = -7.10 dBW/kg

Test Laboratory: HCT CO., LTD
EUT Type: Mobile Phone
Liquid Temperature: 21.2 °C
Ambient Temperature: 21.4 °C
Test Date: 11/02/2023
Plot No.: A19

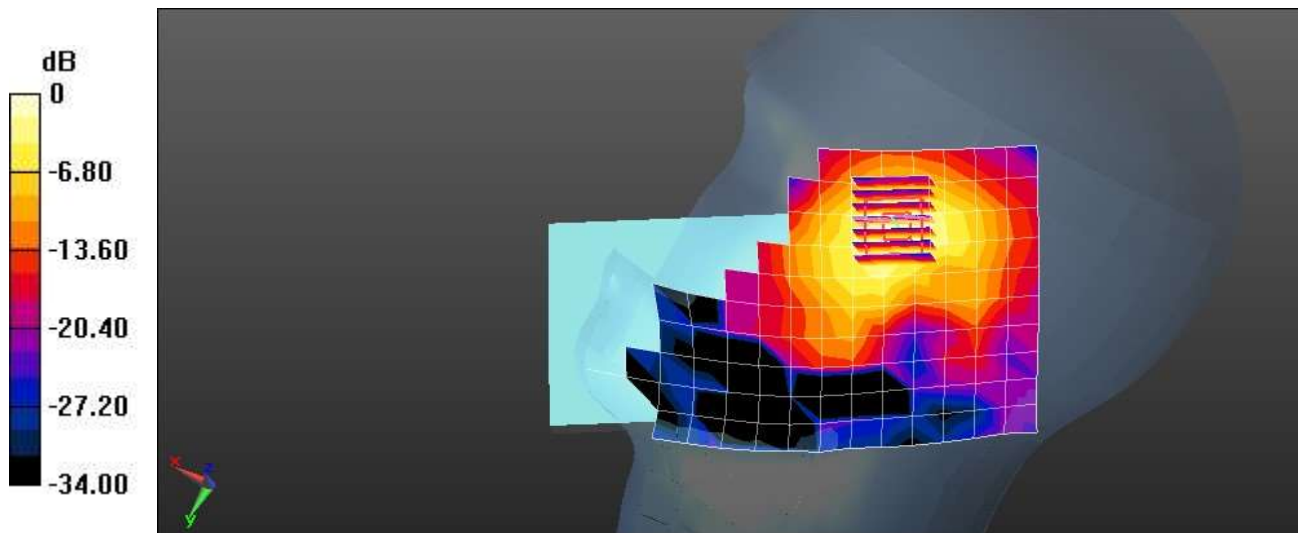
Communication System: UID 0, NR Band 77 (0); Frequency: 3500.01 MHz; Duty Cycle: 1:1
Medium parameters used (interpolated): $f = 3500.01$ MHz; $\sigma = 2.938$ S/m; $\epsilon_r = 38.715$; $\rho = 1000$ kg/m³
Phantom section: Right Section

DASY5 Configuration:

- Probe: EX3DV4 - SN7732; ConvF(7.54, 7.54, 7.54) @ 3500.01 MHz; Calibrated: 2023-06-20
- Sensor-Surface: 1.4mm (Mechanical Surface Detection)
- Electronics: DAE4 Sn1687; Calibrated: 2023-07-18
- Phantom: SAM with CRP v5.0(Front); Type: QD000P40CD; Serial: TP:xxxx
- Measurement SW: DASY52, Version 52.10 (4); SEMCAD X Version 14.6.14 (7483)

NR Band n77 DoD Head Right Touch DFT-s QPSK 100MHz 1RB 137offset 633334ch/Area Scan (11x17x1): Measurement grid: dx=12mm, dy=12mm
Maximum value of SAR (measured) = 0.319 W/kg

NR Band n77 DoD Head Right Touch DFT-s QPSK 100MHz 1RB 137offset 633334ch/Zoom Scan (7x7x8)/Cube 0: Measurement grid: dx=5mm, dy=5mm, dz=4mm
Reference Value = 3.095 V/m; Power Drift = 0.13 dB
Peak SAR (extrapolated) = 0.525 W/kg
SAR(1 g) = 0.219 W/kg; SAR(10 g) = 0.092 W/kg
Maximum value of SAR (measured) = 0.396 W/kg



0 dB = 0.396 W/kg = -4.02 dBW/kg

Test Laboratory: HCT CO., LTD
EUT Type: Mobile Phone
Liquid Temperature: 20.3 °C
Ambient Temperature: 20.3 °C
Test Date: 11/08/2023
Plot No.: A20

**Measurement Report for Device, TILT, Band n78, 5G NR (DFT-s-OFDM, 1 RB, 100 MHz, QPSK, 30 kHz)
RBPosition:Mid AntennaCfg:SISO, Channel 650000 (3750.0 MHz)**

Exposure Conditions

Phantom Section, TSL	Position, Test Distance [mm]	Band	Group, UID	Frequency [MHz], Channel Number	Conversion Factor	TSL Conductivity [S/m]	TSL Permittivity
LeftHead, HSL	TILT, 0.00	Band n77	5G NR FR1 TDD, 10866-AAF	3750.0, 650000	6.47	3.13	37.9

Hardware Setup

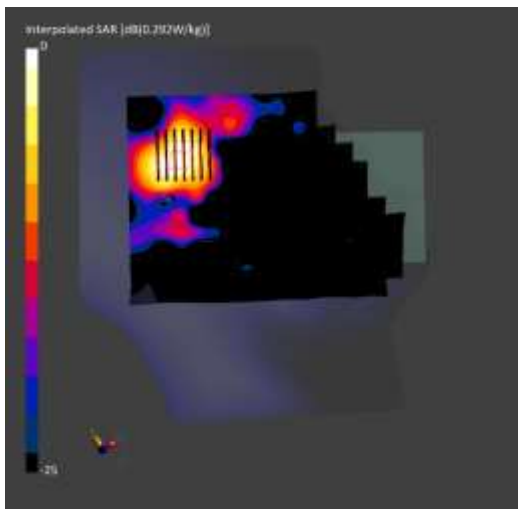
Phantom	TSL, Measured Date	Probe, Calibration Date	DAE, Calibration Date
Twin-SAM V8.0 (30deg probe tilt) - 2050	HBBL-600-10000 Charge:xxxx, 2023-Nov-06	EX3DV4 - SN7751, 2023-10-06	DAE4 Sn648, 2023-04-25

Scans Setup

	Area Scan	Zoom Scan
Grid Extents [mm]	120.0 x 200.0	28.0 x 28.0 x 28.0
Grid Steps [mm]	10.0 x 10.0	5.0 x 5.0 x 1.4
Sensor Surface [mm]	3.0	1.4

Measurement Results

	Area Scan	Zoom Scan
psSAR1g [W/Kg]	0.203	0.208
psSAR10g [W/Kg]	0.076	0.075
Power Drift [dB]	0.15	0.14



Test Laboratory: HCT CO., LTD

EUT Type: Mobile Phone
Liquid Temperature: 20.5 °C
Ambient Temperature: 20.6 °C
Test Date: 11/13/2023
Plot No.: A21

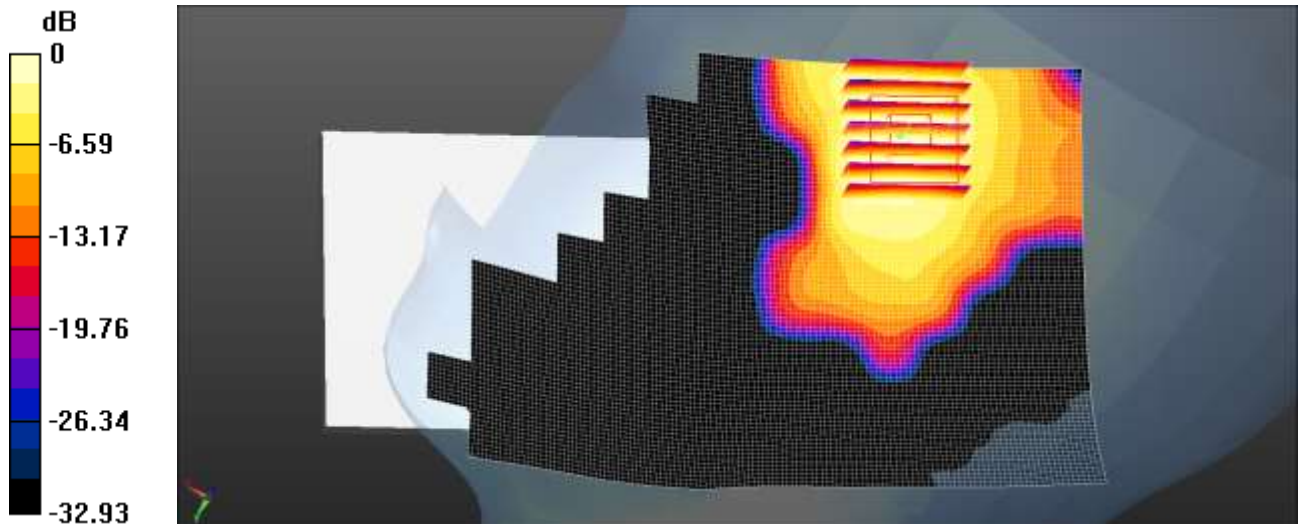
Communication System: UID 0, 2450MHz FCC (0); Frequency: 2437 MHz; Duty Cycle: 1:1
Medium parameters used (interpolated): $f = 2437$ MHz; $\sigma = 1.814$ S/m; $\epsilon_r = 39.105$; $\rho = 1000$ kg/m³
Phantom section: Right Section

DASY5 Configuration:

- Probe: EX3DV4 - SN7654; ConvF(7.94, 7.91, 8.56) @ 2437 MHz; Calibrated: 2023-05-24
- Sensor-Surface: 1.4mm (Mechanical Surface Detection)
- Electronics: DAE4 Sn1686; Calibrated: 2023-05-23
- Phantom: SAM with CRP v5.0(Front); Type: QD000P40CD; Serial: TP:xxxx
- Measurement SW: DASY52, Version 52.10 (4); SEMCAD X Version 14.6.14 (7501)

802.11b Head Right Touch 1Mbps 6ch/Area Scan (91x161x1): Interpolated grid: dx=1.200 mm, dy=1.200 mm
Maximum value of SAR (interpolated) = 0.151 W/kg

802.11b Head Right Touch 1Mbps 6ch/Zoom Scan (7x7x7)/Cube 0: Measurement grid: dx=5mm, dy=5mm, dz=5mm
Reference Value = 2.875 V/m; Power Drift = -0.11 dB
Peak SAR (extrapolated) = 0.177 W/kg
SAR(1 g) = 0.085 W/kg; SAR(10 g) = 0.044 W/kg
Maximum value of SAR (measured) = 0.140 W/kg



0 dB = 0.140 W/kg = -8.54 dBW/kg

Test Laboratory: HCT CO., LTD
EUT Type: Mobile Phone
Liquid Temperature: 24.0 °C
Ambient Temperature: 24.1 °C
Test Date: 11/09/2023
Plot No.: A22


Communication System: UID 0, WIFI 5GHz (0); Frequency: 5530 MHz; Duty Cycle: 1:1
Medium parameters used: $f = 5530$ MHz; $\sigma = 4.863$ S/m; $\epsilon_r = 36.641$; $\rho = 1000$ kg/m³
Phantom section: Right Section

DASY5 Configuration:

- Probe: EX3DV4 - SN3797; ConvF(4.37, 4.3, 4.48) @ 5530 MHz; Calibrated: 2023-01-24
- Sensor-Surface: 1.4mm (Mechanical Surface Detection)
- Electronics: DAE4 Sn504; Calibrated: 2023-01-10
- Phantom: Twin-SAM V8.0 (20deg probe tilt); Type: QD 000 P41 Ax; Serial: xxxx
- Measurement SW: DASY52, Version 52.10 (3); SEMCAD X Version 14.6.13 (7474)

802.11ac80 Head Right Touch MCS0 106ch/Area Scan (111x191x1): Interpolated grid: dx=1.000 mm, dy=1.000 mm
Maximum value of SAR (interpolated) = 0.171 W/kg

802.11ac80 Head Right Touch MCS0 106ch/Zoom Scan (7x7x7)/Cube 0: Measurement grid: dx=4mm, dy=4mm, dz=1.4mm
Reference Value = 1.989 V/m; Power Drift = -0.14 dB
Peak SAR (extrapolated) = 0.435 W/kg
SAR(1 g) = 0.079 W/kg; SAR(10 g) = 0.023 W/kg
Maximum value of SAR (measured) = 0.199 W/kg



0 dB = 0.199 W/kg = -7.01 dBW/kg

Test Laboratory: HCT CO., LTD
EUT Type: Mobile Phone
Liquid Temperature: 20.5 °C
Ambient Temperature: 20.6 °C
Test Date: 11/06/2023
Plot No.: A23

Communication System: UID 0, Bluetooth (0); Frequency: 2402 MHz; Duty Cycle: 1:1
Medium parameters used (interpolated): $f = 2402$ MHz; $\sigma = 1.785$ S/m; $\epsilon_r = 39.377$; $\rho = 1000$ kg/m³
Phantom section: Right Section

DASY5 Configuration:

- Probe: EX3DV4 - SN7702; ConvF(8.08, 8.08, 8.08) @ 2402 MHz; Calibrated: 2023-01-26
- Sensor-Surface: 1.4mm (Mechanical Surface Detection)
- Electronics: DAE4 Sn652; Calibrated: 2023-01-20
- Phantom: Twin-SAM V4.0 (20deg probe tilt)_Left-Right; Type: QD 000 P40 CC; Serial: xxxx
- Measurement SW: DASY52, Version 52.10 (4); SEMCAD X Version 14.6.14 (7483)

Bluetooth Head Right Touch DH5 0ch/Area Scan (10x17x1): Measurement grid: dx=12mm, dy=12mm
Maximum value of SAR (measured) = 0.165 W/kg

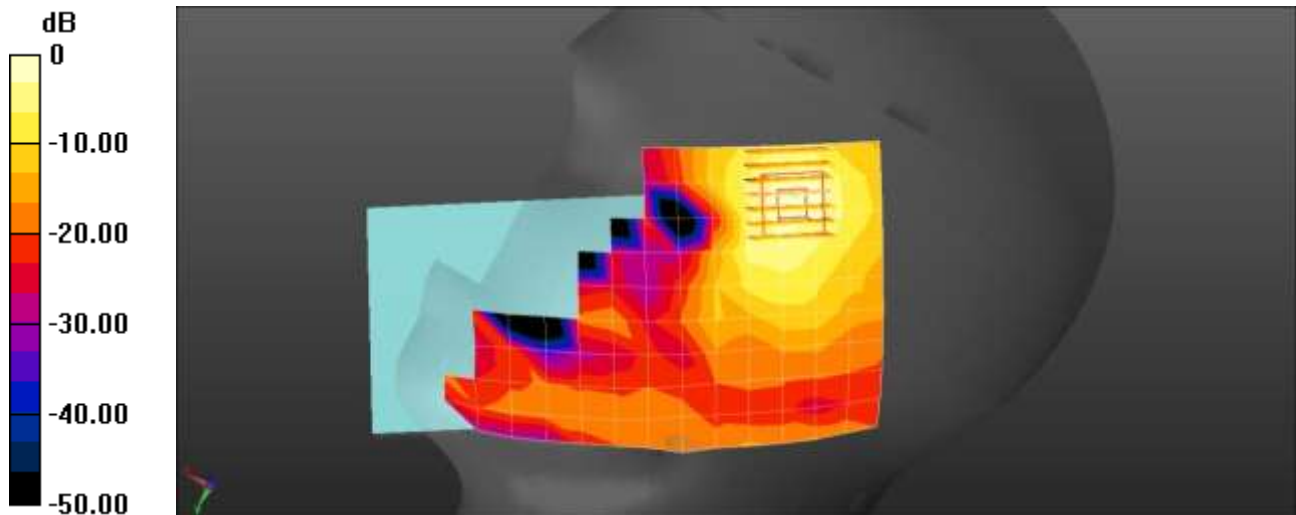
Bluetooth Head Right Touch DH5 0ch/Zoom Scan (7x7x7)/Cube 0: Measurement grid: dx=5mm, dy=5mm, dz=5mm

Reference Value = 2.716 V/m; Power Drift = 0.19 dB

Peak SAR (extrapolated) = 0.279 W/kg

SAR(1 g) = 0.118 W/kg; SAR(10 g) = 0.055 W/kg

Maximum value of SAR (measured) = 0.213 W/kg



0 dB = 0.213 W/kg = -6.72 dBW/kg

Test Laboratory: HCT CO., LTD
EUT Type: Mobile Phone
Liquid Temperature: 23.0 °C
Ambient Temperature: 23.1 °C
Test Date: 10/23/2023
Plot No.: C1

Communication System: UID 0, GSM850 GPRS 4TX (0); Frequency: 836.6 MHz; Duty Cycle: 1:2.07491
Medium parameters used (interpolated): $f = 836.6$ MHz; $\sigma = 0.916$ S/m; $\epsilon_r = 41.898$; $\rho = 1000$ kg/m³
Phantom section: Flat Section

DASY5 Configuration:

- Probe: EX3DV4 - SN7654; ConvF(9.83, 9.9, 10.74) @ 836.6 MHz; Calibrated: 2023-05-24
- Sensor-Surface: 1.4mm (Mechanical Surface Detection)
- Electronics: DAE4 Sn1686; Calibrated: 2023-05-23
- Phantom: Twin-SAM V5.0 (20deg probe tilt); Type: QD 000 P40 CD; Serial: xxxx
- Measurement SW: DASY52, Version 52.10 (4); SEMCAD X Version 14.6.14 (7501)

GSM850 Body Rear 4Tx 190ch/Area Scan (8x14x1): Measurement grid: dx=15mm, dy=15mm
Maximum value of SAR (measured) = 0.991 W/kg

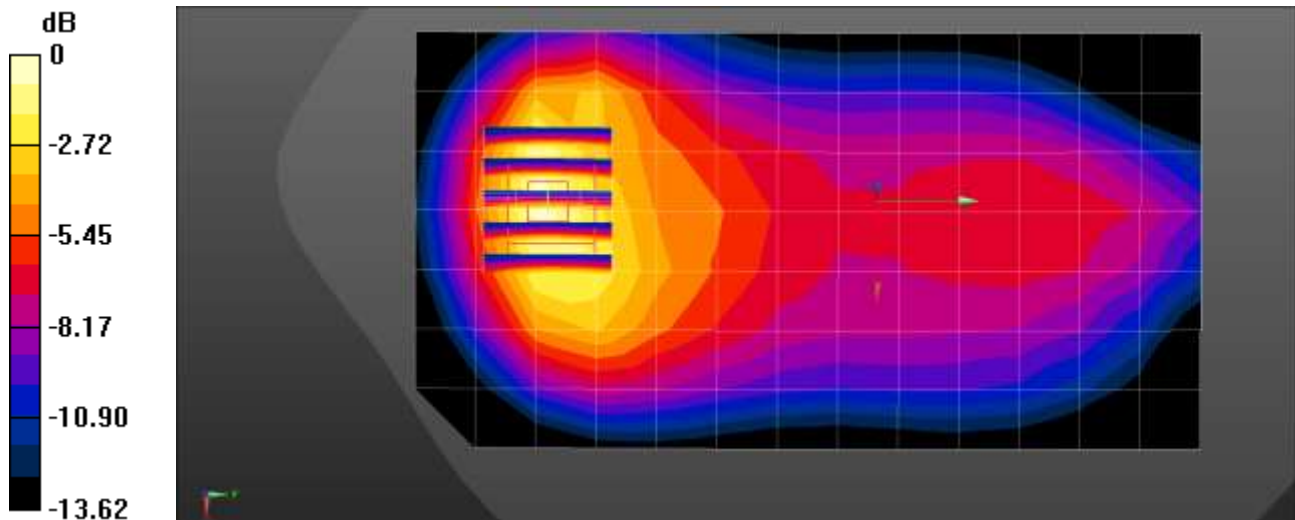
GSM850 Body Rear 4Tx 190ch/Zoom Scan (5x5x7)/Cube 0: Measurement grid: dx=8mm, dy=8mm, dz=5mm

Reference Value = 16.06 V/m; Power Drift = -0.18 dB

Peak SAR (extrapolated) = 1.22 W/kg

SAR(1 g) = 0.714 W/kg; SAR(10 g) = 0.423 W/kg

Maximum value of SAR (measured) = 1.05 W/kg



0 dB = 1.05 W/kg = 0.21 dBW/kg

Test Laboratory: HCT CO., LTD
EUT Type: Mobile Phone
Liquid Temperature: 22.2 °C
Ambient Temperature: 22.3 °C
Test Date: 10/11/2023
Plot No.: C2

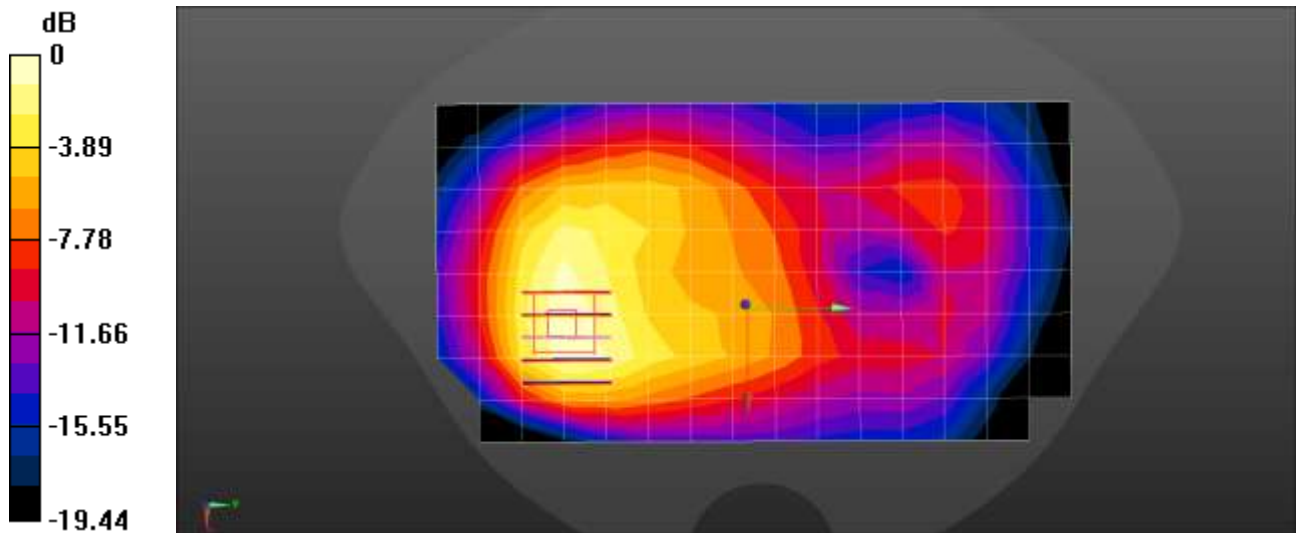
Communication System: UID 0, GSM 1900 4Tx (0); Frequency: 1880 MHz; Duty Cycle: 1:2.07491
Medium parameters used: $f = 1880$ MHz; $\sigma = 1.408$ S/m; $\epsilon_r = 39.474$; $\rho = 1000$ kg/m³
Phantom section: Flat Section

DASY5 Configuration:

- Probe: EX3DV4 - SN7702; ConvF(8.72, 8.72, 8.72) @ 1880 MHz; Calibrated: 2023-01-26
- Sensor-Surface: 1.4mm (Mechanical Surface Detection)
- Electronics: DAE4 Sn652; Calibrated: 2023-01-20
- Phantom: Twin-SAM V4.0 (20deg probe tilt)_Left-Right; Type: QD 000 P40 CC; Serial: xxxx
- Measurement SW: DASY52, Version 52.10 (4); SEMCAD X Version 14.6.14 (7483)

GSM1900 4Tx Body Rear 661ch/Area Scan (9x16x1): Measurement grid: dx=15mm, dy=15mm
Maximum value of SAR (measured) = 0.516 W/kg

GSM1900 4Tx Body Rear 661ch/Zoom Scan (5x5x7)/Cube 0: Measurement grid: dx=8mm, dy=8mm, dz=5mm
Reference Value = 9.190 V/m; Power Drift = 0.01 dB
Peak SAR (extrapolated) = 0.624 W/kg
SAR(1 g) = 0.371 W/kg; SAR(10 g) = 0.219 W/kg
Maximum value of SAR (measured) = 0.527 W/kg



0 dB = 0.527 W/kg = -2.78 dBW/kg

Test Laboratory: HCT CO., LTD
EUT Type: Mobile Phone
Liquid Temperature: 21.8 °C
Ambient Temperature: 21.9 °C
Test Date: 10/12/2023
Plot No.: C3

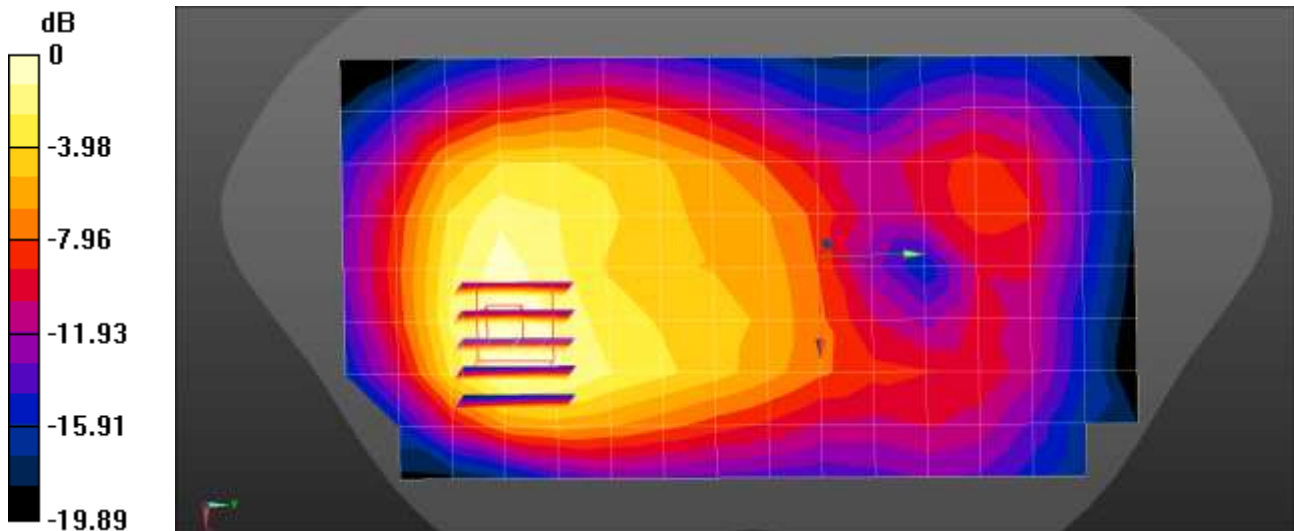
Communication System: UID 0, WCDMA1900 (0); Frequency: 1880 MHz; Duty Cycle: 1:1
Medium parameters used: $f = 1880$ MHz; $\sigma = 1.367$ S/m; $\epsilon_r = 38.721$; $\rho = 1000$ kg/m³
Phantom section: Flat Section

DASY5 Configuration:

- Probe: EX3DV4 - SN7702; ConvF(8.72, 8.72, 8.72) @ 1880 MHz; Calibrated: 2023-01-26
- Sensor-Surface: 1.4mm (Mechanical Surface Detection)
- Electronics: DAE4 Sn652; Calibrated: 2023-01-20
- Phantom: Twin-SAM V4.0 (20deg probe tilt)_Left-Right; Type: QD 000 P40 CC; Serial: xxxx
- Measurement SW: DASY52, Version 52.10 (4); SEMCAD X Version 14.6.14 (7483)

UMTS Band 2 Body Rear 9400ch/Area Scan (9x16x1): Measurement grid: dx=15mm, dy=15mm
Maximum value of SAR (measured) = 0.656 W/kg

UMTS Band 2 Body Rear 9400ch/Zoom Scan (5x5x7)/Cube 0: Measurement grid: dx=8mm, dy=8mm, dz=5mm
Reference Value = 12.23 V/m; Power Drift = -0.14 dB
Peak SAR (extrapolated) = 0.765 W/kg
SAR(1 g) = 0.446 W/kg; SAR(10 g) = 0.262 W/kg
Maximum value of SAR (measured) = 0.637 W/kg



0 dB = 0.637 W/kg = -1.96 dBW/kg

Test Laboratory: HCT CO., LTD
EUT Type: Mobile Phone
Liquid Temperature: 21.2 °C
Ambient Temperature: 21.3 °C
Test Date: 10/13/2023
Plot No.: C4

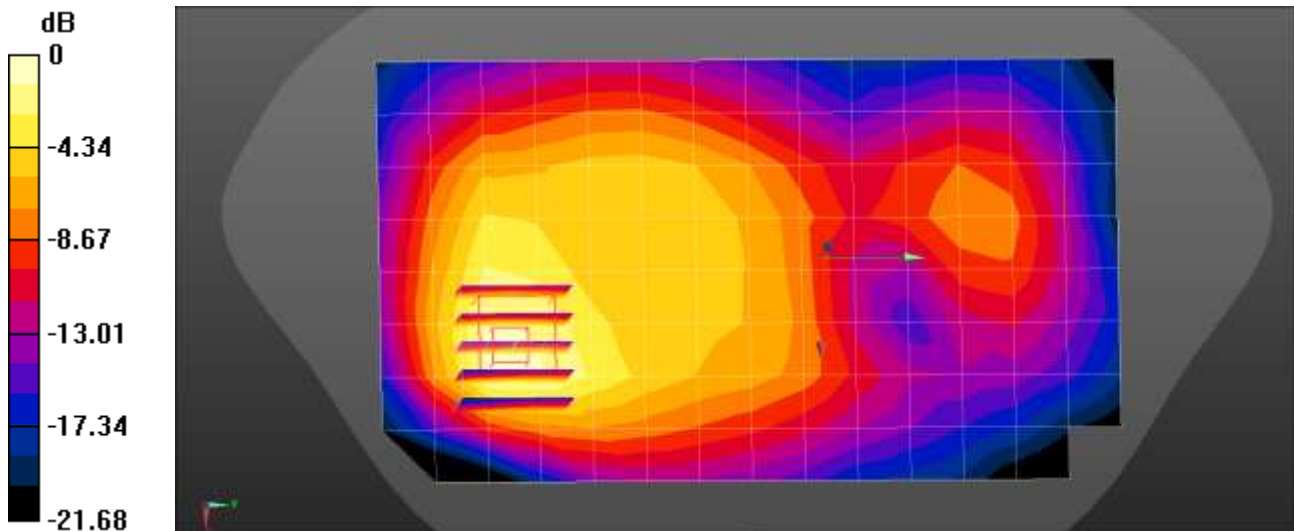
Communication System: UID 0, WCDMA IV (0); Frequency: 1732.4 MHz; Duty Cycle: 1:1
Medium parameters used (interpolated): $f = 1732.4$ MHz; $\sigma = 1.334$ S/m; $\epsilon_r = 39.697$; $\rho = 1000$ kg/m³
Phantom section: Flat Section

DASY5 Configuration:

- Probe: EX3DV4 - SN7702; ConvF(9.1, 9.1, 9.1) @ 1732.4 MHz; Calibrated: 2023-01-26
- Sensor-Surface: 1.4mm (Mechanical Surface Detection)
- Electronics: DAE4 Sn652; Calibrated: 2023-01-20
- Phantom: Twin-SAM V4.0 (20deg probe tilt)_Left-Right; Type: QD 000 P40 CC; Serial: xxxx
- Measurement SW: DASY52, Version 52.10 (4); SEMCAD X Version 14.6.14 (7483)

UMTS Band 4 Body Rear 1412ch/Area Scan (9x15x1): Measurement grid: dx=15mm, dy=15mm
Maximum value of SAR (measured) = 0.493 W/kg

UMTS Band 4 Body Rear 1412ch/Zoom Scan (5x5x7)/Cube 0: Measurement grid: dx=8mm, dy=8mm, dz=5mm
Reference Value = 11.58 V/m; Power Drift = 0.08 dB
Peak SAR (extrapolated) = 0.758 W/kg
SAR(1 g) = 0.423 W/kg; SAR(10 g) = 0.239 W/kg
Maximum value of SAR (measured) = 0.638 W/kg



0 dB = 0.638 W/kg = -1.95 dBW/kg

Test Laboratory: HCT CO., LTD
EUT Type: Mobile Phone
Liquid Temperature: 23.4 °C
Ambient Temperature: 23.5 °C
Test Date: 10/24/2023
Plot No.: C5

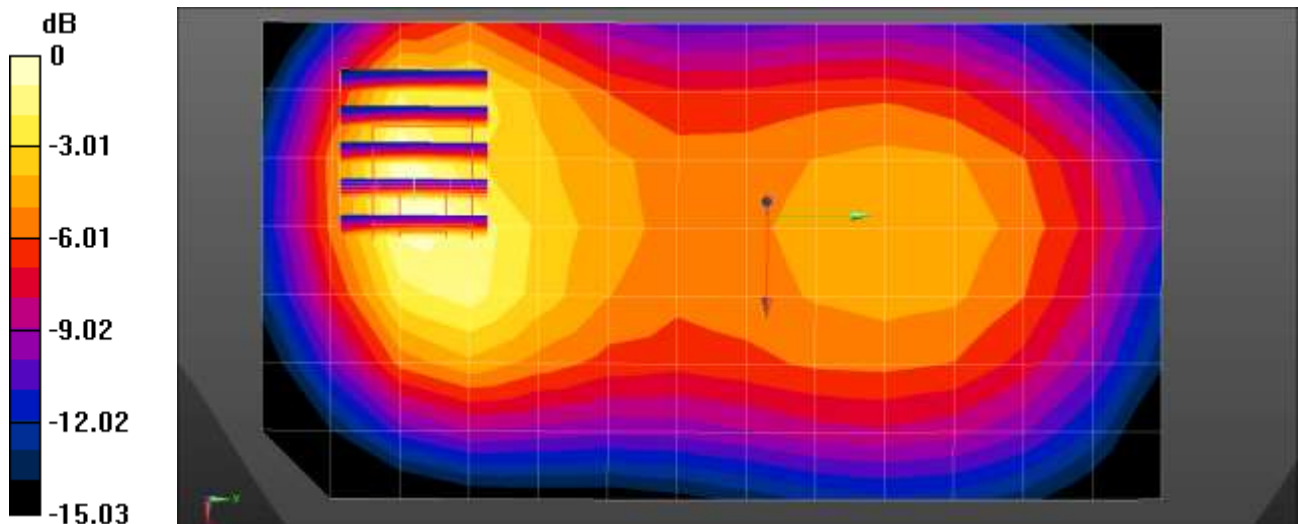
Communication System: UID 0, WCDMA850 (0); Frequency: 836.6 MHz; Duty Cycle: 1:1
Medium parameters used (interpolated): $f = 836.6$ MHz; $\sigma = 0.925$ S/m; $\epsilon_r = 40.217$; $\rho = 1000$ kg/m³
Phantom section: Flat Section

DASY5 Configuration:

- Probe: EX3DV4 - SN7654; ConvF(9.83, 9.9, 10.74) @ 836.6 MHz; Calibrated: 2023-05-24
- Sensor-Surface: 1.4mm (Mechanical Surface Detection)
- Electronics: DAE4 Sn1686; Calibrated: 2023-05-23
- Phantom: Twin-SAM V5.0 (20deg probe tilt); Type: QD 000 P40 CD; Serial: xxxx
- Measurement SW: DASY52, Version 52.10 (4); SEMCAD X Version 14.6.14 (7501)

UMTS Band 5 Body Rear 4183ch/Area Scan (8x14x1): Measurement grid: dx=15mm, dy=15mm
Maximum value of SAR (measured) = 0.516 W/kg

UMTS Band 5 Body Rear 4183ch/Zoom Scan (5x5x7)/Cube 0: Measurement grid: dx=8mm, dy=8mm, dz=5mm
Reference Value = 14.57 V/m; Power Drift = -0.03 dB
Peak SAR (extrapolated) = 0.635 W/kg
SAR(1 g) = 0.375 W/kg; SAR(10 g) = 0.224 W/kg
Maximum value of SAR (measured) = 0.544 W/kg



0 dB = 0.544 W/kg = -2.64 dBW/kg

Test Laboratory: HCT CO., LTD
EUT Type: Mobile Phone
Liquid Temperature: 20.0 °C
Ambient Temperature: 20.1 °C
Test Date: 10/26/2023
Plot No.: C6

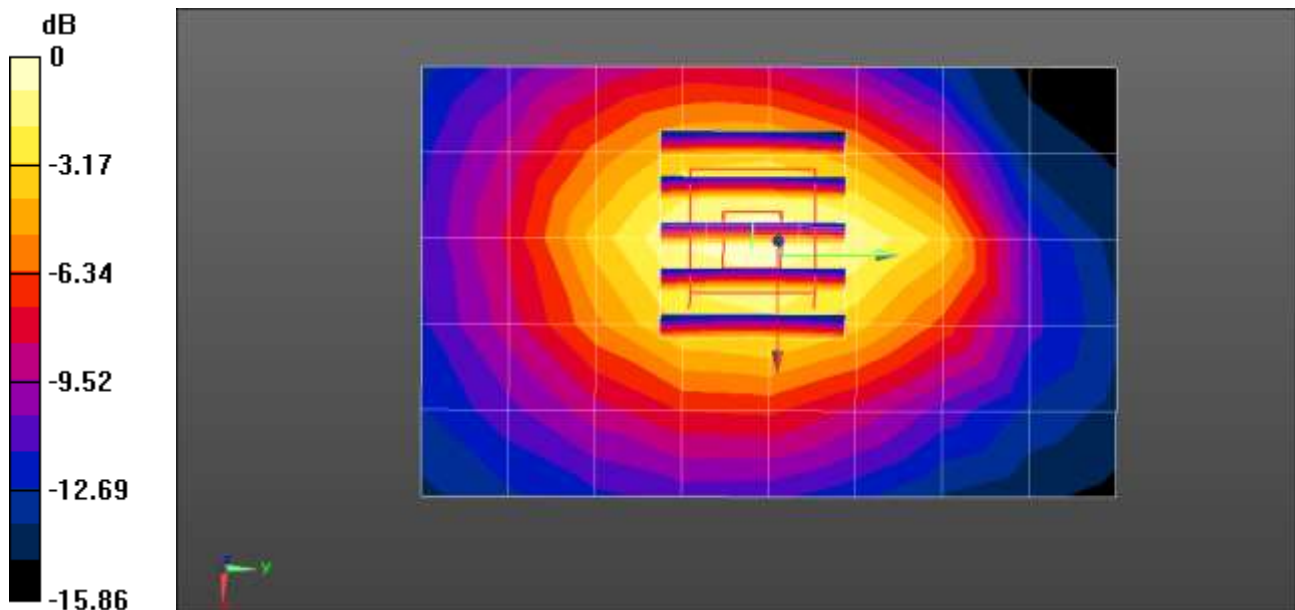
Communication System: UID 0, LTE 2 (0); Frequency: 1860 MHz; Duty Cycle: 1:1
Medium parameters used: $f = 1860$ MHz; $\sigma = 1.432$ S/m; $\epsilon_r = 40.028$; $\rho = 1000$ kg/m³
Phantom section: Flat Section

DASY5 Configuration:

- Probe: EX3DV4 - SN7655; ConvF(7.83, 8.3, 8.1) @ 1860 MHz; Calibrated: 2023-05-25
- Sensor-Surface: 1.4mm (Mechanical Surface Detection)
- Electronics: DAE4 Sn780; Calibrated: 2023-07-04
- Phantom: Twin-SAM V4.0 Right; Type: QD 000 P40 CC; Serial: xxxx
- Measurement SW: DASY52, Version 52.10 (4); SEMCAD X Version 14.6.14 (7483)

LTE Band 2 Body Bottom QPSK 20MHz 1RB 49offset 18700ch/Area Scan (6x9x1): Measurement grid:
dx=15mm, dy=15mm
Maximum value of SAR (measured) = 0.394 W/kg

LTE Band 2 Body Bottom QPSK 20MHz 1RB 49offset 18700ch/Zoom Scan (5x5x7)/Cube 0:
Measurement grid: dx=8mm, dy=8mm, dz=5mm
Reference Value = 16.38 V/m; Power Drift = 0.10 dB
Peak SAR (extrapolated) = 0.459 W/kg
SAR(1 g) = 0.284 W/kg; SAR(10 g) = 0.170 W/kg
Maximum value of SAR (measured) = 0.401 W/kg



0 dB = 0.401 W/kg = -3.97 dBW/kg

Test Laboratory: HCT CO., LTD
EUT Type: Mobile Phone
Liquid Temperature: 23.2 °C
Ambient Temperature: 23.2 °C
Test Date: 11/14/2023
Plot No.: C7

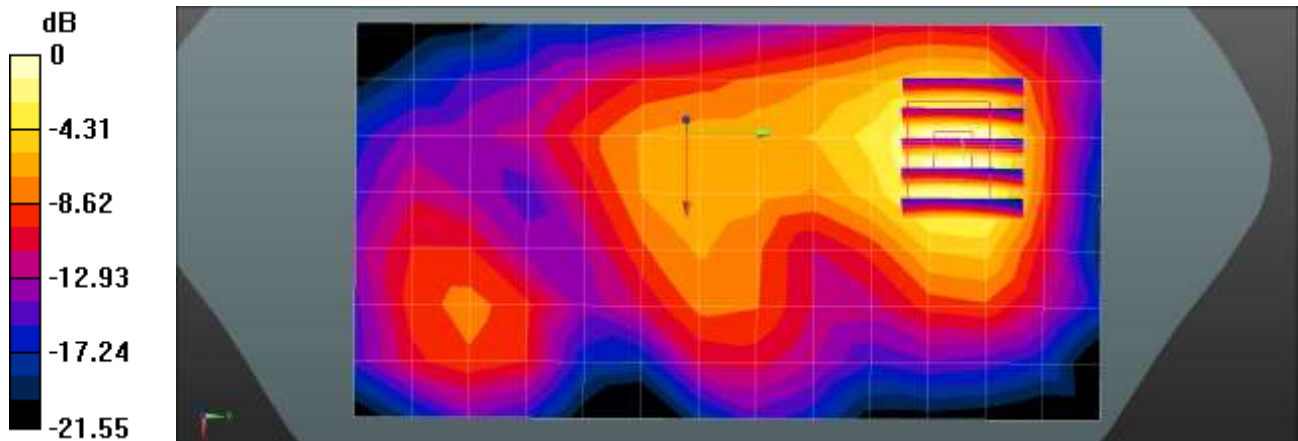
Communication System: UID 0, LTE2 (20MHz) (0); Frequency: 1900 MHz;Duty Cycle: 1:1
Medium parameters used: $f = 1900$ MHz; $\sigma = 1.416$ S/m; $\epsilon_r = 39.966$; $\rho = 1000$ kg/m³
Phantom section: Flat Section

DASY5 Configuration:

- Probe: EX3DV4 - SN7680; ConvF(8.47, 8.47, 8.47) @ 1900 MHz; Calibrated: 2023-05-24
- Sensor-Surface: 1.4mm (Mechanical Surface Detection)
- Electronics: DAE4 Sn1254; Calibrated: 2023-06-02
- Phantom: SAM with CRP v5.0 Front; Type: QD000P40CD; Serial: TP:xxxx
- Measurement SW: DASY52, Version 52.10 (3); SEMCAD X Version 14.6.13 (7474)

LTE Band 2 Body Rear QPSK 20MHz 1RB 0offset 19100ch/Area Scan (8x14x1): Measurement grid:
dx=15mm, dy=15mm
Maximum value of SAR (measured) = 0.247 W/kg

LTE Band 2 Body Rear QPSK 20MHz 1RB 0offset 19100ch/Zoom Scan (5x5x7)/Cube 0: Measurement grid: dx=8mm, dy=8mm, dz=5mm
Reference Value = 6.972 V/m; Power Drift = -0.17 dB
Peak SAR (extrapolated) = 0.356 W/kg
SAR(1 g) = 0.202 W/kg; SAR(10 g) = 0.111 W/kg
Maximum value of SAR (measured) = 0.297 W/kg



0 dB = 0.297 W/kg = -5.27 dBW/kg

Test Laboratory: HCT CO., LTD
EUT Type: Mobile Phone
Liquid Temperature: 21.0 °C
Ambient Temperature: 21.0 °C
Test Date: 10/16/2023
Plot No.: C8

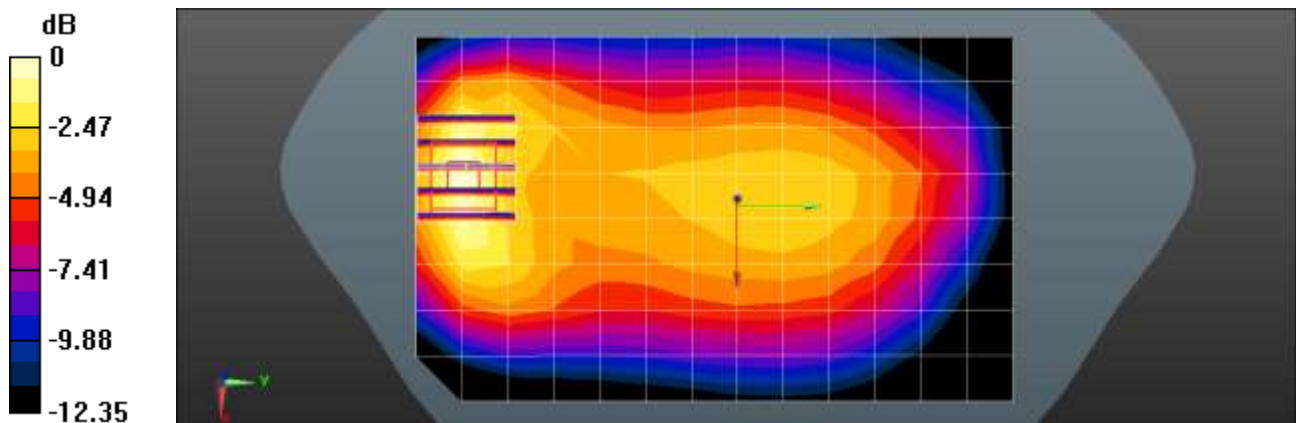
Communication System: UID 0, LTE Band 12 (0); Frequency: 707.5 MHz; Duty Cycle: 1:1
Medium parameters used (interpolated): $f = 707.5$ MHz; $\sigma = 0.881$ S/m; $\epsilon_r = 42.399$; $\rho = 1000$ kg/m³
Phantom section: Flat Section

DASY5 Configuration:

- Probe: ES3DV3 - SN3076; ConvF(6.37, 6.37, 6.37) @ 707.5 MHz; Calibrated: 2023-07-18
- Sensor-Surface: 3mm (Mechanical Surface Detection)
- Electronics: DAE4 Sn869; Calibrated: 2023-03-23
- Phantom: SAM with CRP v5.0_Front; Type: QD000P40CD; Serial: TP:xxxx
- Measurement SW: DASY52, Version 52.10 (4); SEMCAD X Version 14.6.14 (7501)

LTE Band 12 Body Rear QPSK 10MHz 1RB 0offset 23095ch/Area Scan (9x14x1): Measurement grid:
dx=15mm, dy=15mm
Maximum value of SAR (measured) = 0.308 W/kg

LTE Band 12 Body Rear QPSK 10MHz 1RB 0offset 23095ch/Zoom Scan (5x5x7)/Cube 0: Measurement grid: dx=8mm, dy=8mm, dz=5mm
Reference Value = 14.10 V/m; Power Drift = -0.09 dB
Peak SAR (extrapolated) = 0.403 W/kg
SAR(1 g) = 0.249 W/kg; SAR(10 g) = 0.152 W/kg
Maximum value of SAR (measured) = 0.301 W/kg



0 dB = 0.301 W/kg = -5.21 dBW/kg

Test Laboratory: HCT CO., LTD
EUT Type: Mobile Phone
Liquid Temperature: 20.1 °C
Ambient Temperature: 20.3 °C
Test Date: 10/17/2023
Plot No.: C9

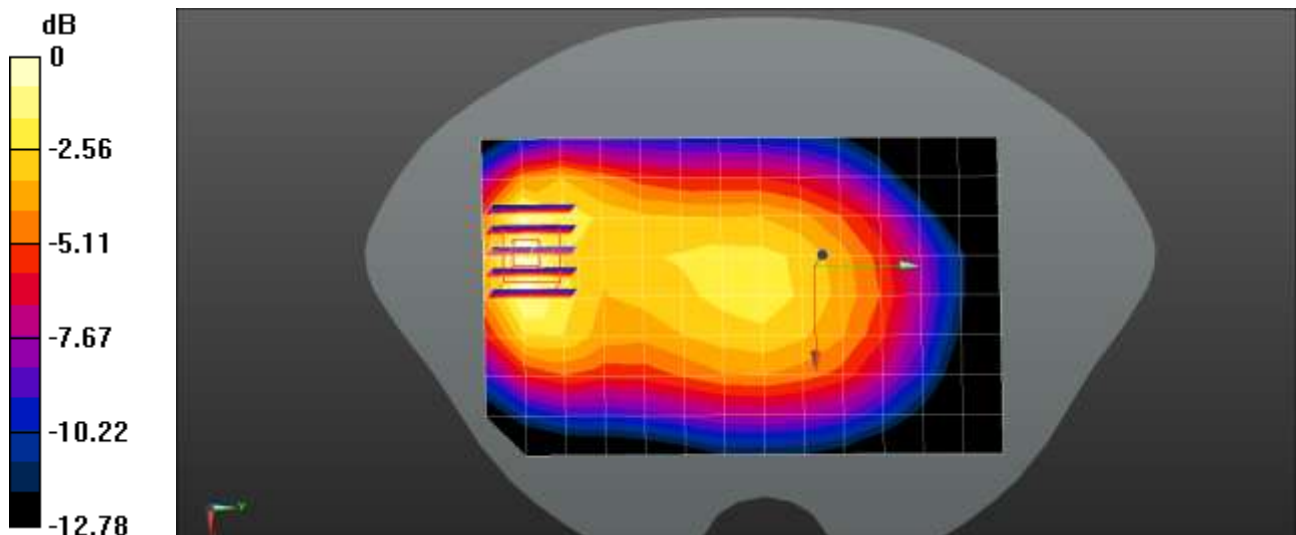
Communication System: UID 0, LTE Band 13 (0); Frequency: 782 MHz;Duty Cycle: 1:1
Medium parameters used (interpolated): $f = 782 \text{ MHz}$; $\sigma = 0.931 \text{ S/m}$; $\epsilon_r = 41.392$; $\rho = 1000 \text{ kg/m}^3$
Phantom section: Flat Section

DASY5 Configuration:

- Probe: ES3DV3 - SN3076; ConvF(6.37, 6.37, 6.37) @ 782 MHz; Calibrated: 2023-07-18
- Sensor-Surface: 3mm (Mechanical Surface Detection)
- Electronics: DAE4 Sn869; Calibrated: 2023-03-23
- Phantom: SAM with CRP v5.0_Front; Type: QD000P40CD; Serial: TP:xxxx
- Measurement SW: DASY52, Version 52.10 (3); SEMCAD X Version 14.6.13 (7474)

LTE Band 13 Body Rear QPSK 10MHz 1RB 49offset 23230ch/Area Scan (9x14x1): Measurement grid:
 $dx=15\text{mm}$, $dy=15\text{mm}$
Maximum value of SAR (measured) = 0.436 W/kg

LTE Band 13 Body Rear QPSK 10MHz 1RB 49offset 23230ch/Zoom Scan (5x5x7)/Cube 0: Measurement grid: $dx=8\text{mm}$, $dy=8\text{mm}$, $dz=5\text{mm}$
Reference Value = 17.69 V/m; Power Drift = 0.15 dB
Peak SAR (extrapolated) = 0.587 W/kg
SAR(1 g) = 0.358 W/kg; SAR(10 g) = 0.219 W/kg
Maximum value of SAR (measured) = 0.437 W/kg



0 dB = 0.437 W/kg = -3.60 dBW/kg

Test Laboratory: HCT CO., LTD
EUT Type: Mobile Phone
Liquid Temperature: 20.0 °C
Ambient Temperature: 20.1 °C
Test Date: 10/18/2023
Plot No.: C10

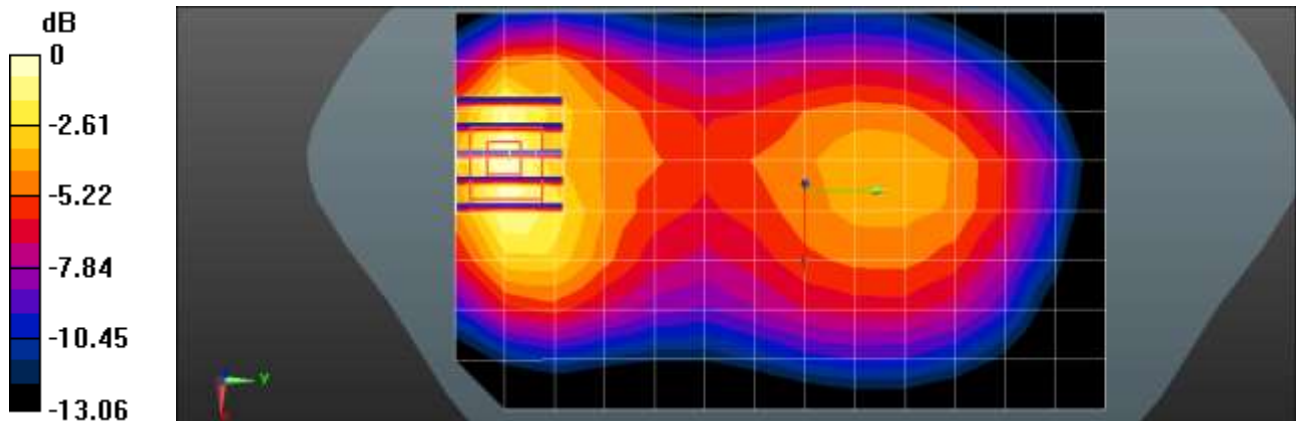
Communication System: UID 0, LTE Band 26 (0); Frequency: 831.5 MHz; Duty Cycle: 1:1
Medium parameters used (interpolated): $f = 831.5$ MHz; $\sigma = 0.919$ S/m; $\epsilon_r = 41.295$; $\rho = 1000$ kg/m³
Phantom section: Flat Section

DASY5 Configuration:

- Probe: ES3DV3 - SN3076; ConvF(6.11, 6.11, 6.11) @ 831.5 MHz; Calibrated: 2023-07-18
- Sensor-Surface: 3mm (Mechanical Surface Detection)
- Electronics: DAE4 Sn869; Calibrated: 2023-03-23
- Phantom: SAM with CRP v5.0_Front; Type: QD000P40CD; Serial: TP:xxxx
- Measurement SW: DASY52, Version 52.10 (4); SEMCAD X Version 14.6.14 (7501)

LTE Band 26 Body Rear QPSK 15MHz 1RB 36offset 26865ch/Area Scan (9x14x1): Measurement grid:
dx=15mm, dy=15mm
Maximum value of SAR (measured) = 0.557 W/kg

LTE Band 26 Body Rear QPSK 15MHz 1RB 36offset 26865ch/Zoom Scan (5x5x7)/Cube 0: Measurement grid: dx=8mm, dy=8mm, dz=5mm
Reference Value = 14.63 V/m; Power Drift = 0.17 dB
Peak SAR (extrapolated) = 0.733 W/kg
SAR(1 g) = 0.444 W/kg; SAR(10 g) = 0.265 W/kg
Maximum value of SAR (measured) = 0.540 W/kg



0 dB = 0.540 W/kg = -2.68 dBW/kg

Test Laboratory: HCT CO., LTD
EUT Type: Mobile Phone
Liquid Temperature: 20.1 °C
Ambient Temperature: 20.3 °C
Test Date: 10/31/2023
Plot No.: C11

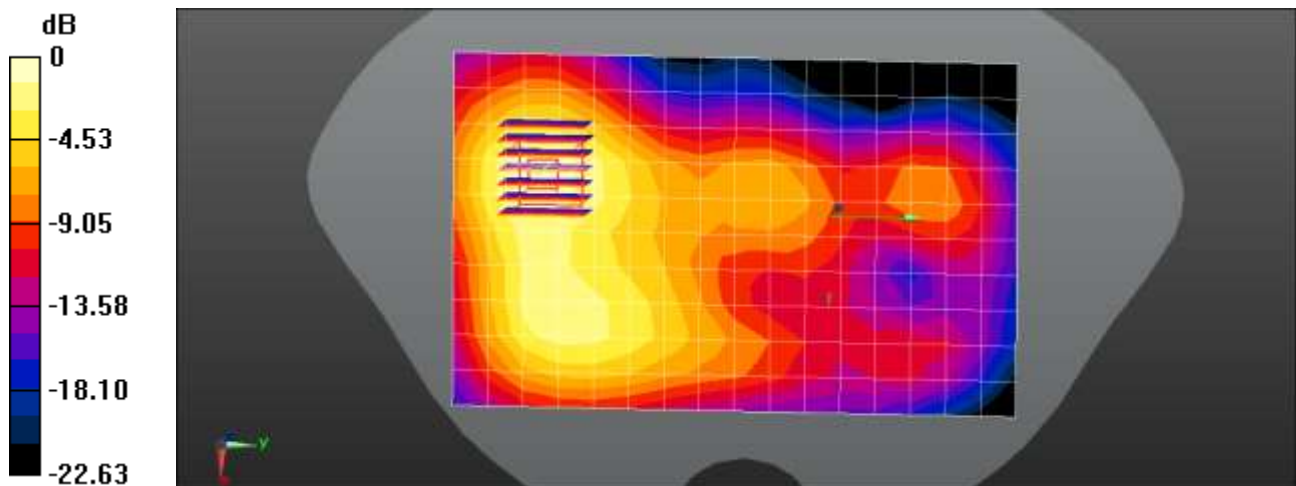
Communication System: UID 0, LTE Band 41 (FCC) (0); Frequency: 2593 MHz;Duty Cycle: 1:1.58052
Medium parameters used (interpolated): $f = 2593$ MHz; $\sigma = 2.021$ S/m; $\epsilon_r = 38.087$; $\rho = 1000$ kg/m³
Phantom section: Flat Section

DASY5 Configuration:

- Probe: ES3DV3 - SN3076; ConvF(4.59, 4.59, 4.59) @ 2593 MHz; Calibrated: 2023-07-18
- Sensor-Surface: 3mm (Mechanical Surface Detection)
- Electronics: DAE4 Sn869; Calibrated: 2023-03-23
- Phantom: SAM with CRP v5.0_Right; Type: QD000P40CD; Serial: TP:xxxx
- Measurement SW: DASY52, Version 52.10 (4); SEMCAD X Version 14.6.14 (7501)

LTE Band 41 Body Front QPSK 20MHz 1RB 49offset 40620ch/Area Scan (11x17x1): Measurement grid:
dx=12mm, dy=12mm
Maximum value of SAR (measured) = 0.557 W/kg

LTE Band 41 Body Front QPSK 20MHz 1RB 49offset 40620ch/Zoom Scan (7x7x7)/Cube 0: Measurement grid: dx=5mm, dy=5mm, dz=5mm
Reference Value = 7.572 V/m; Power Drift = 0.13 dB
Peak SAR (extrapolated) = 1.03 W/kg
SAR(1 g) = 0.506 W/kg; SAR(10 g) = 0.259 W/kg
Maximum value of SAR (measured) = 0.642 W/kg



0 dB = 0.642 W/kg = -1.92 dBW/kg

Test Laboratory: HCT CO., LTD
EUT Type: Mobile Phone
Liquid Temperature: 20.0 °C
Ambient Temperature: 20.2 °C
Test Date: 10/27/2023
Plot No.: C12

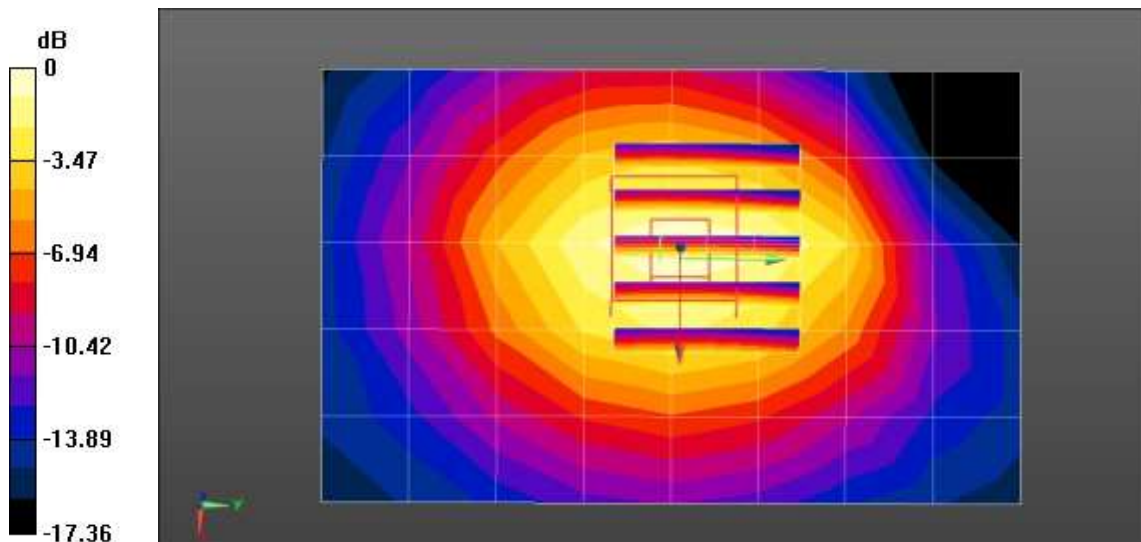
Communication System: UID 0, LTE Band 66 (0); Frequency: 1745 MHz;Duty Cycle: 1:1
Medium parameters used (interpolated): $f = 1745$ MHz; $\sigma = 1.339$ S/m; $\epsilon_r = 41.528$; $\rho = 1000$ kg/m³
Phantom section: Flat Section

DASY5 Configuration:

- Probe: EX3DV4 - SN7655; ConvF(8.19, 8.75, 8.46) @ 1745 MHz; Calibrated: 2023-05-25
- Sensor-Surface: 1.4mm (Mechanical Surface Detection)
- Electronics: DAE4 Sn780; Calibrated: 2023-07-04
- Phantom: Twin-SAM V4.0 Right; Type: QD 000 P40 CC; Serial: xxxx
- Measurement SW: DASY52, Version 52.10 (4); SEMCAD X Version 14.6.14 (7483)

LTE Band 66 Body Bottom QPSK 20MHz 1RB 0offset 132322ch/Area Scan (6x9x1): Measurement grid:
dx=15mm, dy=15mm
Maximum value of SAR (measured) = 0.460 W/kg

LTE Band 66 Body Bottom QPSK 20MHz 1RB 0offset 132322ch/Zoom Scan (5x5x7)/Cube 0:
Measurement grid: dx=8mm, dy=8mm, dz=5mm
Reference Value = 18.72 V/m; Power Drift = 0.03 dB
Peak SAR (extrapolated) = 0.539 W/kg
SAR(1 g) = 0.337 W/kg; SAR(10 g) = 0.204 W/kg
Maximum value of SAR (measured) = 0.467 W/kg



0 dB = 0.467 W/kg = -3.31 dBW/kg

Test Laboratory: HCT CO., LTD
EUT Type: Mobile Phone
Liquid Temperature: 22.6 °C
Ambient Temperature: 22.7 °C
Test Date: 11/08/2023
Plot No.: C13

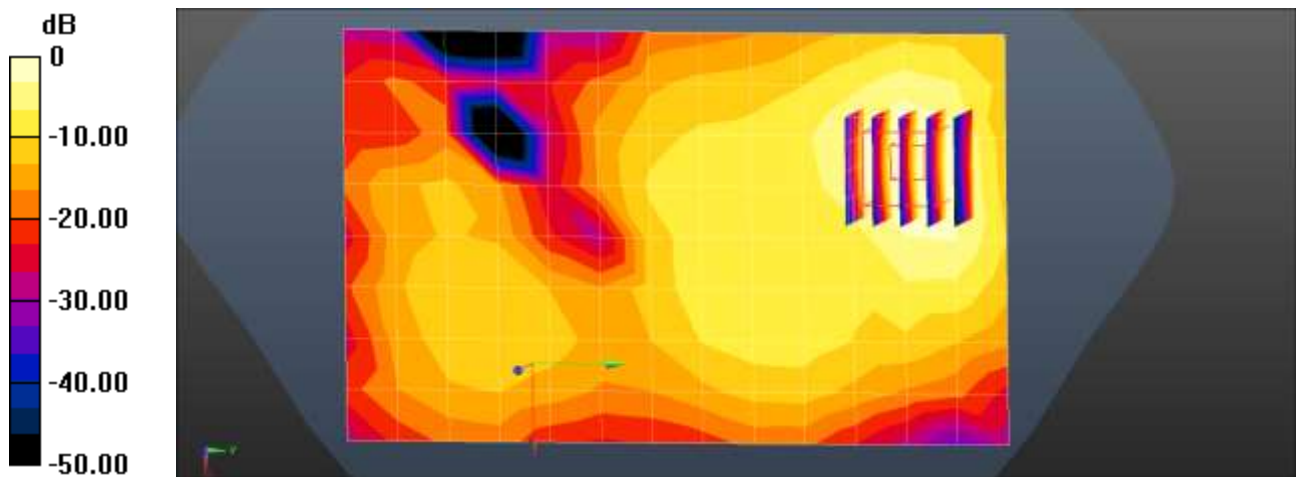
Communication System: UID 0, LTE 66 (0); Frequency: 1720 MHz; Duty Cycle: 1:1
Medium parameters used: $f = 1720$ MHz; $\sigma = 1.354$ S/m; $\epsilon_r = 40.694$; $\rho = 1000$ kg/m³
Phantom section: Flat Section

DASY5 Configuration:

- Probe: EX3DV4 - SN7680; ConvF(9.1, 9.1, 9.1) @ 1720 MHz; Calibrated: 2023-05-24
- Sensor-Surface: 1.4mm (Mechanical Surface Detection)
- Electronics: DAE4 Sn1254; Calibrated: 2023-06-02
- Phantom: SAM with CRP v5.0 Front; Type: QD000P40CD; Serial: TP:xxxx
- Measurement SW: DASY52, Version 52.10 (3); SEMCAD X Version 14.6.13 (7474)

LTE Band 66 Body Rear QPSK 20MHz 50RB 0offset 132072ch/Area Scan (9x14x1): Measurement grid:
dx=15mm, dy=15mm
Maximum value of SAR (measured) = 0.253 W/kg

LTE Band 66 Body Rear QPSK 20MHz 50RB 0offset 132072ch/Zoom Scan (5x5x7)/Cube 0:
Measurement grid: dx=8mm, dy=8mm, dz=5mm
Reference Value = 3.910 V/m; Power Drift = 0.01 dB
Peak SAR (extrapolated) = 0.342 W/kg
SAR(1 g) = 0.207 W/kg; SAR(10 g) = 0.116 W/kg
Maximum value of SAR (measured) = 0.292 W/kg



0 dB = 0.253 W/kg = -5.98 dBW/kg

Test Laboratory: HCT CO., LTD
EUT Type: Mobile Phone
Liquid Temperature: 21.6 °C
Ambient Temperature: 21.8 °C
Test Date: 10/19/2023
Plot No.: C14

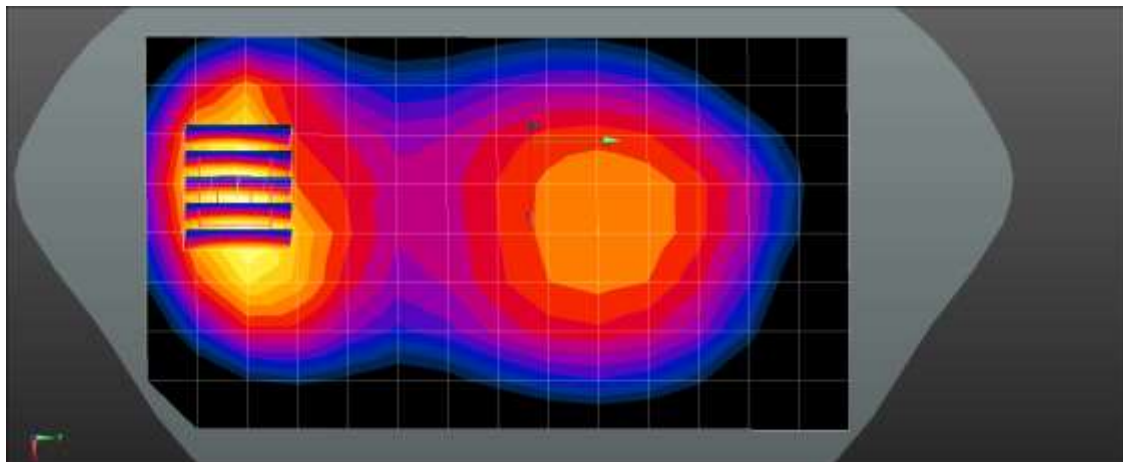
Communication System: UID 0, NR Band 5 (0); Frequency: 836.5 MHz;Duty Cycle: 1:1
Medium parameters used (interpolated): $f = 836.5$ MHz; $\sigma = 0.924$ S/m; $\epsilon_r = 41.701$; $\rho = 1000$ kg/m³
Phantom section: Flat Section

DASY5 Configuration:

- Probe: EX3DV4 - SN7732; ConvF(10.1, 10.1, 10.1) @ 836.5 MHz; Calibrated: 2023-06-20
- Sensor-Surface: 1.4mm (Mechanical Surface Detection)
- Electronics: DAE4 Sn1687; Calibrated: 2023-07-18
- Phantom: SAM with CRP v5.0(Front); Type: QD000P40CD; Serial: TP:xxxx
- Measurement SW: DASY52, Version 52.10 (4); SEMCAD X Version 14.6.14 (7483)

NR Band n5 Body Rear DFT-s QPSK 20MHz 50RB 28offset 167300ch/Area Scan (9x15x1): Measurement grid: dx=15mm, dy=15mm
Maximum value of SAR (measured) = 0.561 W/kg

NR Band n5 Body Rear DFT-s QPSK 20MHz 50RB 28offset 167300ch/Zoom Scan (5x5x7)/Cube 0:
Measurement grid: dx=8mm, dy=8mm, dz=5mm
Reference Value = 13.48 V/m; Power Drift = 0.02 dB
Peak SAR (extrapolated) = 0.712 W/kg
SAR(1 g) = 0.420 W/kg; SAR(10 g) = 0.249 W/kg
Maximum value of SAR (measured) = 0.608 W/kg



0 dB = 0.608 W/kg = -2.16 dBW/kg

Test Laboratory: HCT CO., LTD
EUT Type: Mobile Phone
Liquid Temperature: 19.6 °C
Ambient Temperature: 19.8 °C
Test Date: 10/26/2023
Plot No.: C15

Communication System: UID 0, NR n26; Frequency: 831.5 MHz; Duty Cycle: 1:1
Medium parameters used (interpolated): $f = 831.5 \text{ MHz}$; $\sigma = 0.919 \text{ S/m}$; $\epsilon_r = 41.289$; $\rho = 1000 \text{ kg/m}^3$
Phantom section: Flat Section

DASY5 Configuration:

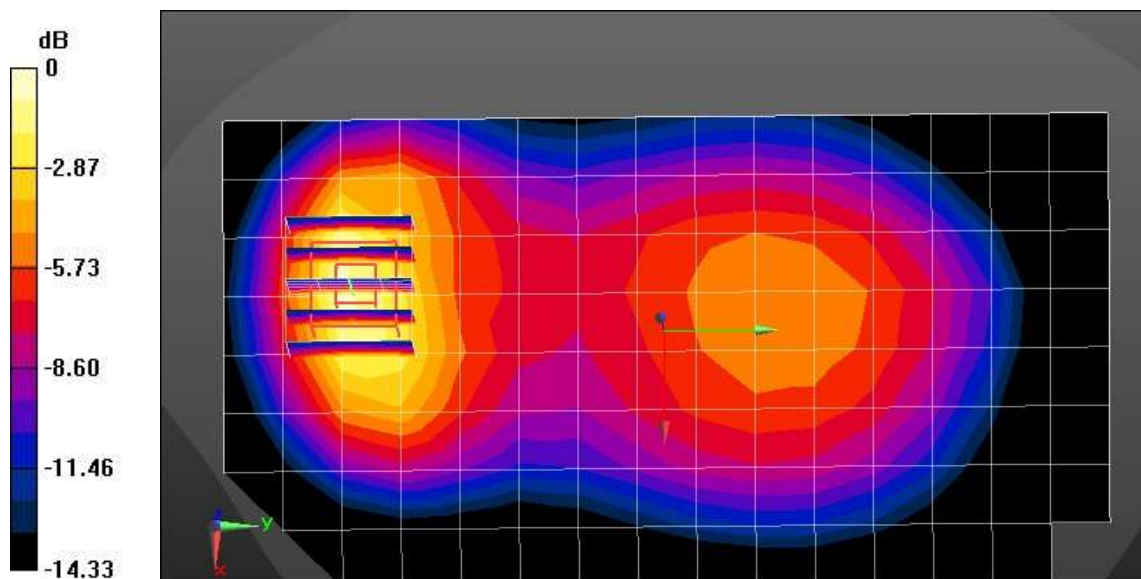
- Probe: EX3DV4 - SN7370; ConvF(10.01, 10.01, 10.01) @ 831.5 MHz; Calibrated: 2023-08-24
- Sensor-Surface: 1.4mm (Mechanical Surface Detection)
- Electronics: DAE4 Sn1225; Calibrated: 2023-03-06
- Phantom: Twin-SAM V8.0 (Right-Left); Type: QD 000 P41 Ax; Serial: xxxx
- Measurement SW: DASY52, Version 52.10 (4); SEMCAD X Version 14.6.14 (7483)

NR Band n26 Body Rear DFT-s QPSK 20MHz 50RB 28offset 166300ch/Area Scan (9x16x1):

Measurement grid: $dx=15\text{mm}$, $dy=15\text{mm}$
Maximum value of SAR (measured) = 0.629 W/kg

NR Band n26 Body Rear DFT-s QPSK 20MHz 50RB 28offset 166300ch/Zoom Scan (5x5x7)/Cube 0:

Measurement grid: $dx=8\text{mm}$, $dy=8\text{mm}$, $dz=5\text{mm}$
Reference Value = 14.70 V/m; Power Drift = 0.06 dB
Peak SAR (extrapolated) = 0.857 W/kg
SAR(1 g) = 0.462 W/kg; SAR(10 g) = 0.263 W/kg
Maximum value of SAR (measured) = 0.698 W/kg



0 dB = 0.698 W/kg = -1.56 dBW/kg

Test Laboratory: HCT CO., LTD
EUT Type: Mobile Phone
Liquid Temperature: 20.3 °C
Ambient Temperature: 20.4 °C
Test Date: 11/07/2023
Plot No.: C16

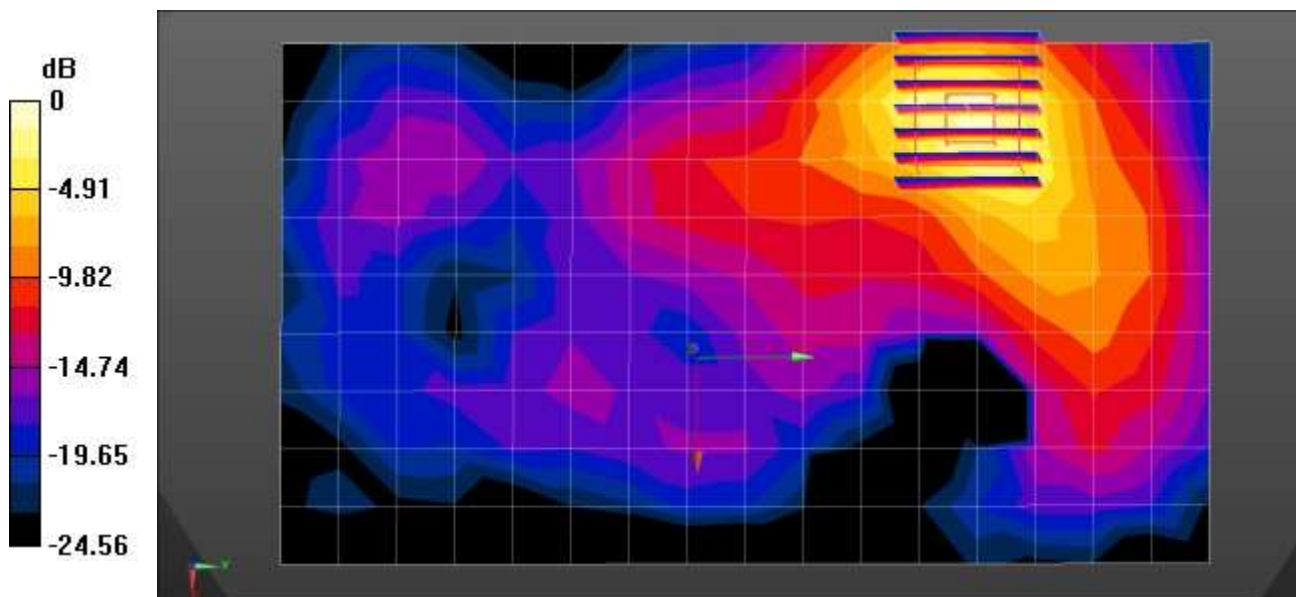
Communication System: UID 0, NR n41 Duty 100% (0); Frequency: 2592.99 MHz; Duty Cycle: 1:1
Medium parameters used (interpolated): $f = 2592.99$ MHz; $\sigma = 1.94$ S/m; $\epsilon_r = 39.382$; $\rho = 1000$ kg/m³
Phantom section: Flat Section

DASY5 Configuration:

- Probe: EX3DV4 - SN7370; ConvF(7.57, 7.57, 7.57) @ 2592.99 MHz; Calibrated: 2023-08-24
- Sensor-Surface: 1.4mm (Mechanical Surface Detection)
- Electronics: DAE4 Sn1225; Calibrated: 2023-03-06
- Phantom: Twin-SAM V8.0 (Right-Left); Type: QD 000 P41 Ax; Serial: xxxx
- Measurement SW: DASY52, Version 52.10 (4); SEMCAD X Version 14.6.14 (7483)

NR Band n41 Body Rear CW 100MHz 1RB 1offset 518598ch/Area Scan (10x17x1): Measurement grid:
dx=12mm, dy=12mm
Maximum value of SAR (measured) = 0.533 W/kg

NR Band n41 Body Rear CW 100MHz 1RB 1offset 518598ch/Zoom Scan (7x7x7)/Cube 0: Measurement grid: dx=5mm, dy=5mm, dz=5mm
Reference Value = 2.960 V/m; Power Drift = 0.18 dB
Peak SAR (extrapolated) = 0.806 W/kg
SAR(1 g) = 0.366 W/kg; SAR(10 g) = 0.163 W/kg
Maximum value of SAR (measured) = 0.630 W/kg



0 dB = 0.630 W/kg = -2.01 dBW/kg

Test Laboratory: HCT CO., LTD
EUT Type: Mobile Phone
Liquid Temperature: 23.4 °C
Ambient Temperature: 23.5 °C
Test Date: 10/20/2023
Plot No.: C17

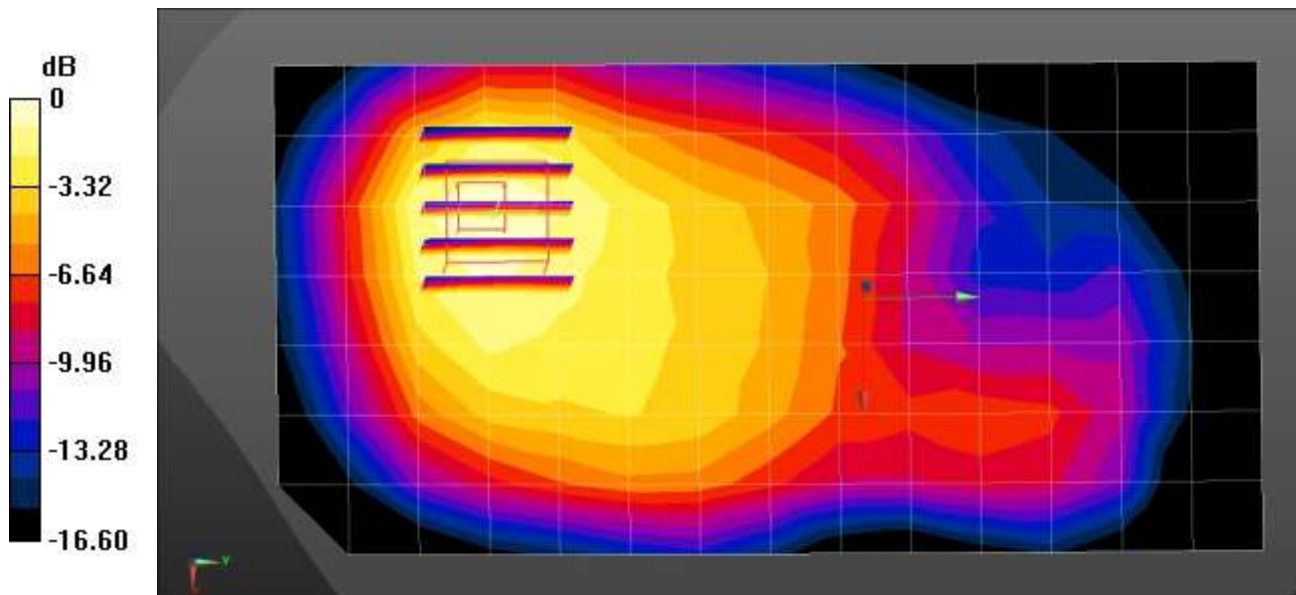
Communication System: UID 0, n66 (0); Frequency: 1745 MHz; Duty Cycle: 1:1
Medium parameters used (interpolated): $f = 1745$ MHz; $\sigma = 1.339$ S/m; $\epsilon_r = 41.521$; $\rho = 1000$ kg/m³
Phantom section: Flat Section

DASY5 Configuration:

- Probe: EX3DV4 - SN3903; ConvF(8.93, 8.41, 8.5) @ 1745 MHz; Calibrated: 2023-07-19
- Sensor-Surface: 1.4mm (Mechanical Surface Detection)
- Electronics: DAE4 Sn466; Calibrated: 2023-04-25
- Phantom: Twin-SAM V4.0 (20deg probe tilt); Type: QD 000 P40 CC; Serial: xxxx
- Measurement SW: DASY52, Version 52.10 (4); SEMCAD X Version 14.6.14 (7483)

NR Band n66 Body Front CP QPSK 40MHz 1RB 1offset 349000ch/Area Scan (8x15x1): Measurement grid: dx=15mm, dy=15mm
Maximum value of SAR (measured) = 0.675 W/kg

NR Band n66 Body Front CP QPSK 40MHz 1RB 1offset 349000ch/Zoom Scan (5x5x7)/Cube 0: Measurement grid: dx=8mm, dy=8mm, dz=5mm
Reference Value = 12.27 V/m; Power Drift = 0.03 dB
Peak SAR (extrapolated) = 0.800 W/kg
SAR(1 g) = 0.492 W/kg; SAR(10 g) = 0.302 W/kg
Maximum value of SAR (measured) = 0.651 W/kg



0 dB = 0.651 W/kg = -1.86 dBW/kg

Test Laboratory: HCT CO., LTD
EUT Type: Mobile Phone
Liquid Temperature: 21.3 °C
Ambient Temperature: 21.3 °C
Test Date: 10/26/2023
Plot No.: C18

Communication System: UID 0, NR Band 71 (0); Frequency: 680.5 MHz;Duty Cycle: 1:1
Medium parameters used (extrapolated): $f = 680.5 \text{ MHz}$; $\sigma = 0.837 \text{ S/m}$; $\epsilon_r = 42.233$; $\rho = 1000 \text{ kg/m}^3$
Phantom section: Flat Section

DASY5 Configuration:

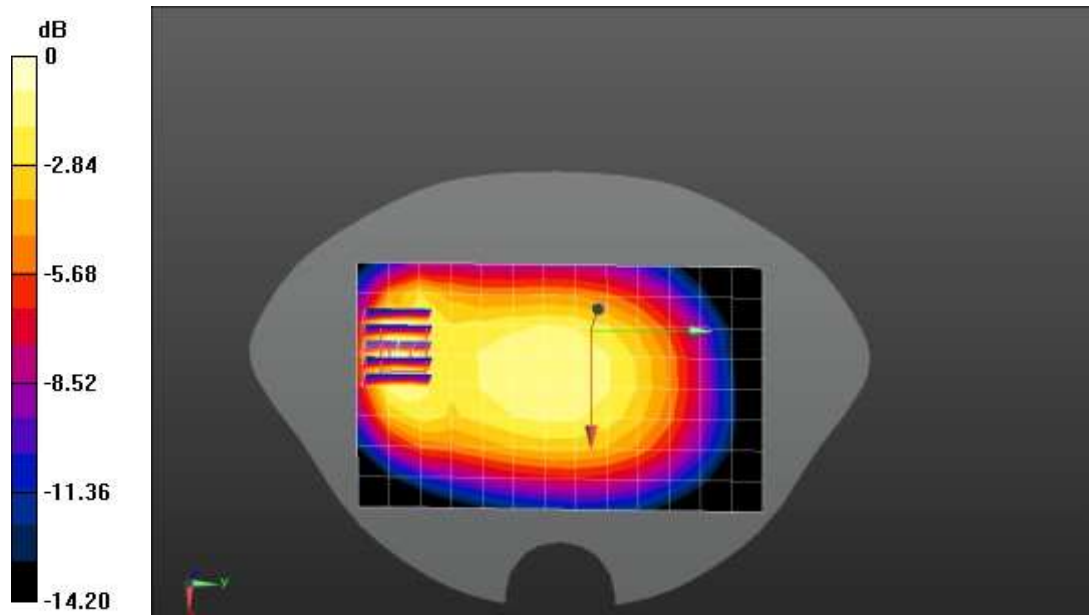
- Probe: EX3DV4 - SN7732; ConvF(10.14, 10.14, 10.14) @ 680.5 MHz; Calibrated: 2023-06-20
- Sensor-Surface: 1.4mm (Mechanical Surface Detection)
- Electronics: DAE4 Sn1687; Calibrated: 2023-07-18
- Phantom: SAM with CRP v5.0(Front); Type: QD000P40CD; Serial: TP:xxxx
- Measurement SW: DASY52, Version 52.10 (4); SEMCAD X Version 14.6.14 (7483)

NR Band n71 Body Rear DFT-s QPSK 20MHz 50RB 28offset 136100ch/Area Scan (9x14x1):

Measurement grid: $dx=15\text{mm}$, $dy=15\text{mm}$
Maximum value of SAR (measured) = 0.321 W/kg

NR Band n71 Body Rear DFT-s QPSK 20MHz 50RB 28offset 136100ch/Zoom Scan (5x5x7)/Cube 0:

Measurement grid: $dx=8\text{mm}$, $dy=8\text{mm}$, $dz=5\text{mm}$
Reference Value = 18.98 V/m; Power Drift = 0.00 dB
Peak SAR (extrapolated) = 0.435 W/kg
SAR(1 g) = 0.241 W/kg; SAR(10 g) = 0.143 W/kg
Maximum value of SAR (measured) = 0.358 W/kg



0 dB = 0.358 W/kg = -4.46 dBW/kg

Test Laboratory: HCT CO., LTD
EUT Type: Mobile Phone
Liquid Temperature: 21.2 °C
Ambient Temperature: 21.4 °C
Test Date: 11/02/2023
Plot No.: C19

Communication System: UID 0, NR Band 77 (0); Frequency: 3500.01 MHz; Duty Cycle: 1:1
Medium parameters used (interpolated): $f = 3500.01$ MHz; $\sigma = 2.938$ S/m; $\epsilon_r = 38.715$; $\rho = 1000$ kg/m³
Phantom section: Flat Section

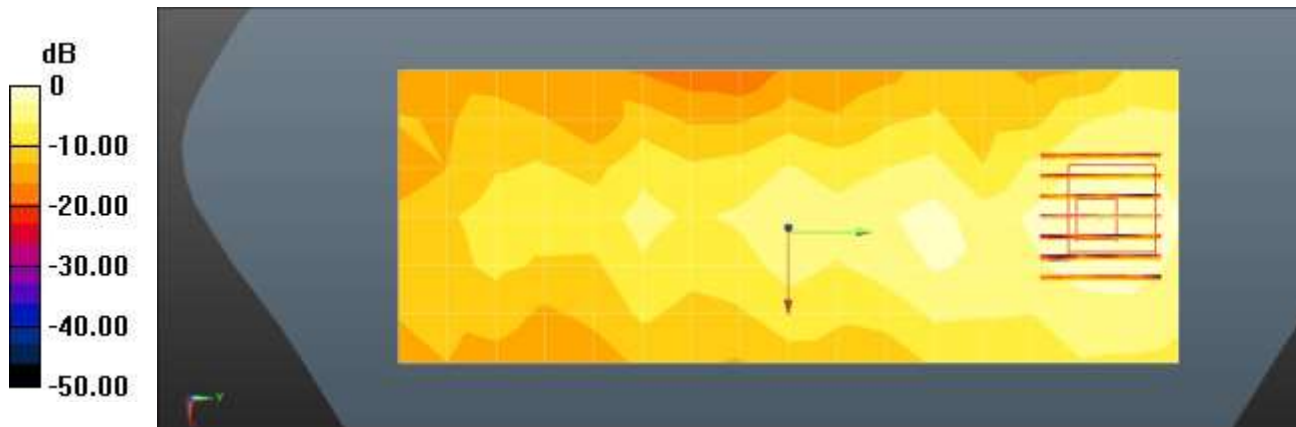
DASY5 Configuration:

- Probe: EX3DV4 - SN7732; ConvF(7.54, 7.54, 7.54) @ 3500.01 MHz; Calibrated: 2023-06-20
- Sensor-Surface: 1.4mm (Mechanical Surface Detection)
- Electronics: DAE4 Sn1687; Calibrated: 2023-07-18
- Phantom: SAM with CRP v5.0(Front); Type: QD000P40CD; Serial: TP:xxxx
- Measurement SW: DASY52, Version 52.10 (4); SEMCAD X Version 14.6.14 (7483)

NR Band n77 DoD Body Left DFT-s QPSK 100MHz 135RB 69offset 633334ch/Area Scan (7x17x1):
Measurement grid: dx=12mm, dy=12mm

Maximum value of SAR (measured) = 0.112 W/kg

NR Band n77 DoD Body Left DFT-s QPSK 100MHz 135RB 69offset 633334ch/Zoom Scan (7x7x8)/Cube
0: Measurement grid: dx=5mm, dy=5mm, dz=4mm
Reference Value = 4.404 V/m; Power Drift = -0.10 dB
Peak SAR (extrapolated) = 0.159 W/kg
SAR(1 g) = 0.068 W/kg; SAR(10 g) = 0.030 W/kg
Maximum value of SAR (measured) = 0.119 W/kg



0 dB = 0.358 W/kg = -4.46 dBW/kg

Test Laboratory: HCT CO., LTD
EUT Type: Mobile Phone
Liquid Temperature: 22.4 °C
Ambient Temperature: 22.4 °C
Test Date: 11/09/2023
Plot No.: C20

Measurement Report for Device, BACK, Band n78, 5G NR (DFT-s-OFDM, 1 RB, 100 MHz, QPSK, 30 kHz) RBPosition:Mid AntennaCfg:SISO, Channel 650000 (3750.0 MHz)

Exposure Conditions

Phantom Section, TSL	Position, Test Distance [mm]	Band	Group, UID	Frequency [MHz], Channel Number	Conversion Factor	TSL Conductivity [S/m]	TSL Permittivity
Flat, HSL	BACK, 10.00	Band n78	5G NR FR1 TDD, 10866-AAF	3750.0, 650000	6.47	3.14	38.0

Hardware Setup

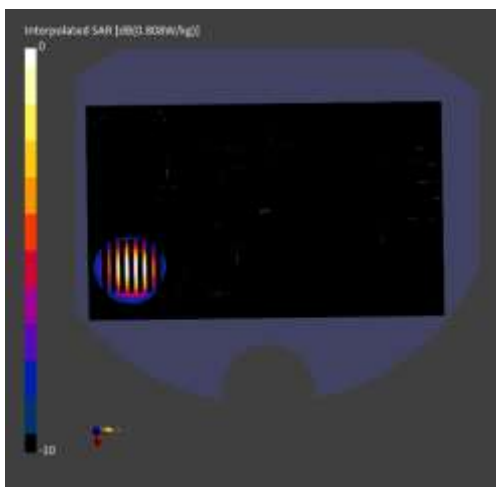
Phantom	TSL, Measured Date	Probe, Calibration Date	DAE, Calibration Date
Twin-SAM V8.0 (30deg probe tilt) - 2050	HBBL-600-10000 Charge:xxxx, 2023-Nov-08	EX3DV4 - SN7751, 2023-10-06	DAE4 Sn648, 2023-04-25

Scans Setup

	Area Scan	Zoom Scan
Grid Extents [mm]	120.0 x 200.0	28.0 x 28.0 x 28.0
Grid Steps [mm]	10.0 x 10.0	5.0 x 5.0 x 1.4
Sensor Surface [mm]	3.0	1.4

Measurement Results

	Area Scan	Zoom Scan
psSAR1g [W/Kg]	0.273	0.287
psSAR10g [W/Kg]	0.102	0.102
Power Drift [dB]	0.04	-0.01



Test Laboratory: HCT CO., LTD
EUT Type: Mobile Phone
Liquid Temperature: 20.5 °C
Ambient Temperature: 20.6 °C
Test Date: 11/13/2023
Plot No.: C21

Communication System: UID 0, 2450MHz FCC (0); Frequency: 2437 MHz;Duty Cycle: 1:1
Medium parameters used (interpolated): $f = 2437$ MHz; $\sigma = 1.814$ S/m; $\epsilon_r = 39.105$; $\rho = 1000$ kg/m³
Phantom section: Flat Section

DASY5 Configuration:

- Probe: EX3DV4 - SN7654; ConvF(7.94, 7.91, 8.56) @ 2437 MHz; Calibrated: 2023-05-24
- Sensor-Surface: 1.4mm (Mechanical Surface Detection)
- Electronics: DAE4 Sn1686; Calibrated: 2023-05-23
- Phantom: SAM with CRP v5.0(Front); Type: QD000P40CD; Serial: TP:xxxx
- Measurement SW: DASY52, Version 52.10 (4); SEMCAD X Version 14.6.14 (7501)

802.11b Body Rear 1Mbps 6ch/Area Scan (91x161x1): Interpolated grid: dx=1.200 mm, dy=1.200 mm
aximum value of SAR (interpolated) = 1.77 W/kg

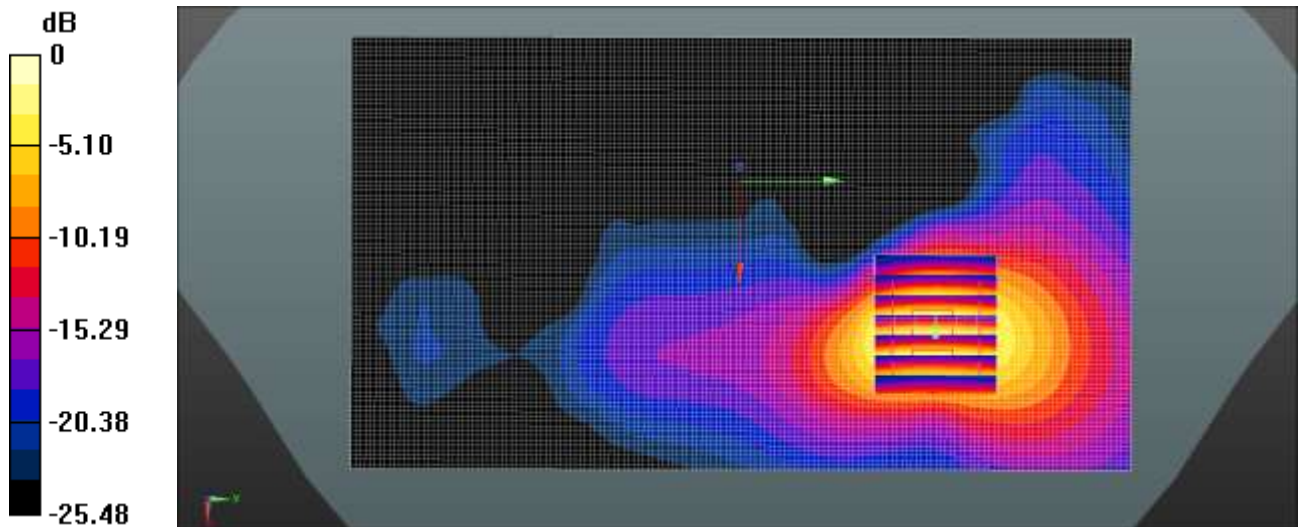
802.11b Body Rear 1Mbps 6ch/Zoom Scan (7x7x7)/Cube 0: Measurement grid: dx=5mm, dy=5mm,
dz=5mm

Reference Value = 3.324 V/m; Power Drift = -0.16 dB

Peak SAR (extrapolated) = 2.11 W/kg

SAR(1 g) = 1.06 W/kg; SAR(10 g) = 0.465 W/kg

Maximum value of SAR (measured) = 1.73 W/kg



0 dB = 1.73 W/kg = 2.38 dBW/kg

Test Laboratory: HCT CO., LTD
EUT Type: Mobile Phone
Liquid Temperature: 20.2 °C
Ambient Temperature: 20.3 °C
Test Date: 11/08/2023
Plot No.: C22

Communication System: UID 0, WIFI 5GHz (0); Frequency: 5320 MHz; Duty Cycle: 1:1
Medium parameters used: $f = 5320$ MHz; $\sigma = 4.839$ S/m; $\epsilon_r = 36.189$; $\rho = 1000$ kg/m³
Phantom section: Flat Section

DASY5 Configuration:

- Probe: EX3DV4 - SN3797; ConvF(5.08, 4.78, 5.04) @ 5320 MHz; Calibrated: 2023-01-24
- Sensor-Surface: 1.4mm (Mechanical Surface Detection)
- Electronics: DAE4 Sn504; Calibrated: 2023-01-10
- Phantom: Twin-SAM V8.0 (20deg probe tilt); Type: QD 000 P41 Ax; Serial: xxxx
- Measurement SW: DASY52, Version 52.10 (3); SEMCAD X Version 14.6.13 (7474)

802.11a BodyWorn Rear 6Mbps 64ch/Area Scan (101x171x1): Interpolated grid: dx=1.000 mm, dy=1.000 mm

Maximum value of SAR (interpolated) = 2.18 W/kg

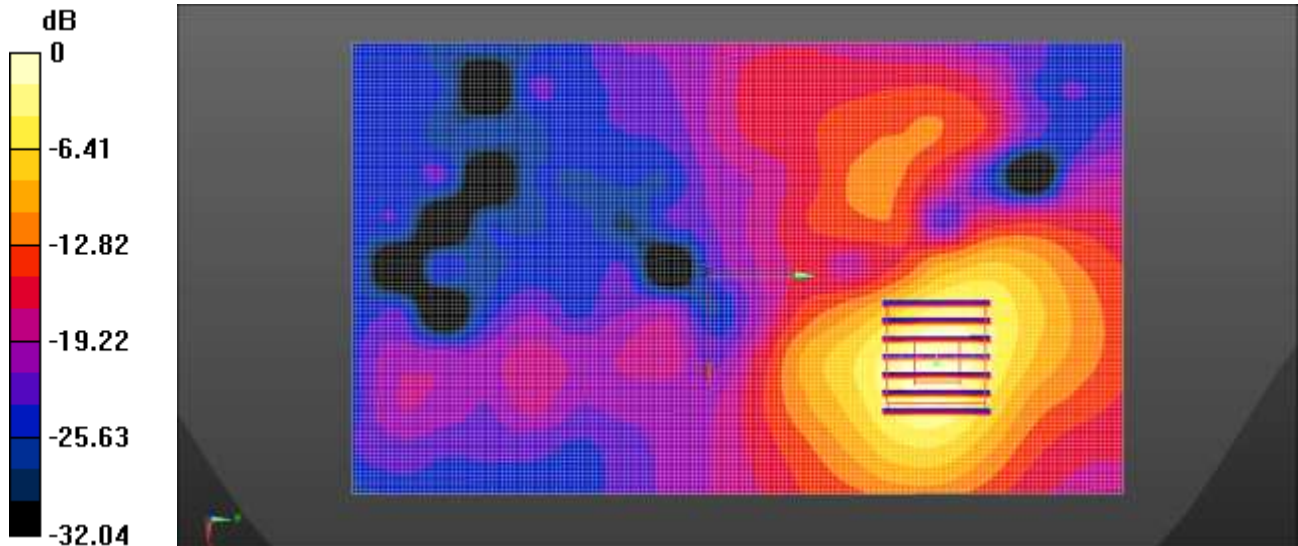
802.11a BodyWorn Rear 6Mbps 64ch/Zoom Scan (7x7x7)/Cube 0: Measurement grid: dx=4mm, dy=4mm, dz=1.4mm

Reference Value = 1.769 V/m; Power Drift = -0.11 dB

Peak SAR (extrapolated) = 3.54 W/kg

SAR(1 g) = 0.944 W/kg; SAR(10 g) = 0.331 W/kg

Maximum value of SAR (measured) = 2.16 W/kg



0 dB = 2.16 W/kg = 3.34 dBW/kg

Test Laboratory: HCT CO., LTD
EUT Type: Mobile Phone
Liquid Temperature: 20.5 °C
Ambient Temperature: 20.6 °C
Test Date: 11/06/2023
Plot No.: C23

Communication System: UID 0, Bluetooth (0); Frequency: 2402 MHz; Duty Cycle: 1:1
Medium parameters used (interpolated): $f = 2402$ MHz; $\sigma = 1.785$ S/m; $\epsilon_r = 39.377$; $\rho = 1000$ kg/m³
Phantom section: Flat Section

DASY5 Configuration:

- Probe: EX3DV4 - SN7702; ConvF(8.08, 8.08, 8.08) @ 2402 MHz; Calibrated: 2023-01-26
- Sensor-Surface: 1.4mm (Mechanical Surface Detection)
- Electronics: DAE4 Sn652; Calibrated: 2023-01-20
- Phantom: Twin-SAM V4.0 (20deg probe tilt)_Left-Right; Type: QD 000 P40 CC; Serial: xxxx
- Measurement SW: DASY52, Version 52.10 (4); SEMCAD X Version 14.6.14 (7483)

Bluetooth Body Rear DH5 0ch/Area Scan (10x17x1): Measurement grid: dx=12mm, dy=12mm
Maximum value of SAR (measured) = 0.429 W/kg

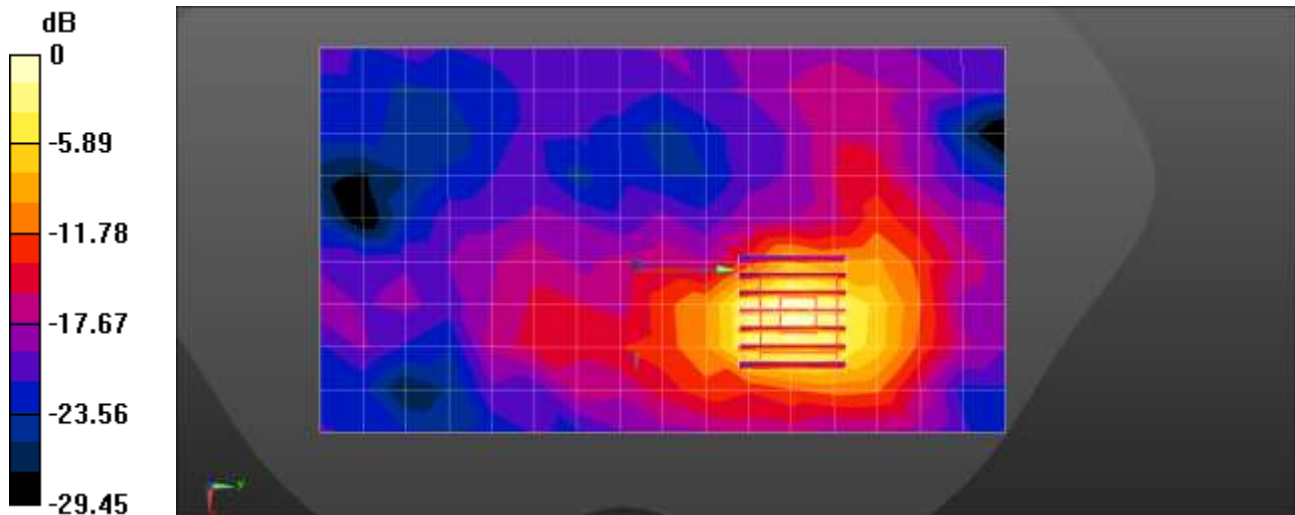
Bluetooth Body Rear DH5 0ch/Zoom Scan (7x7x7)/Cube 0: Measurement grid: dx=5mm, dy=5mm, dz=5mm

Reference Value = 2.187 V/m; Power Drift = -0.12 dB

Peak SAR (extrapolated) = 0.541 W/kg

SAR(1 g) = 0.255 W/kg; SAR(10 g) = 0.120 W/kg

Maximum value of SAR (measured) = 0.427 W/kg



0 dB = 0.427 W/kg = -3.70 dBW/kg

Test Laboratory: HCT CO., LTD
EUT Type: Mobile Phone
Liquid Temperature: 20.5 °C
Ambient Temperature: 20.6 °C
Test Date: 11/06/2023
Plot No.: C24 5GHz Phablet

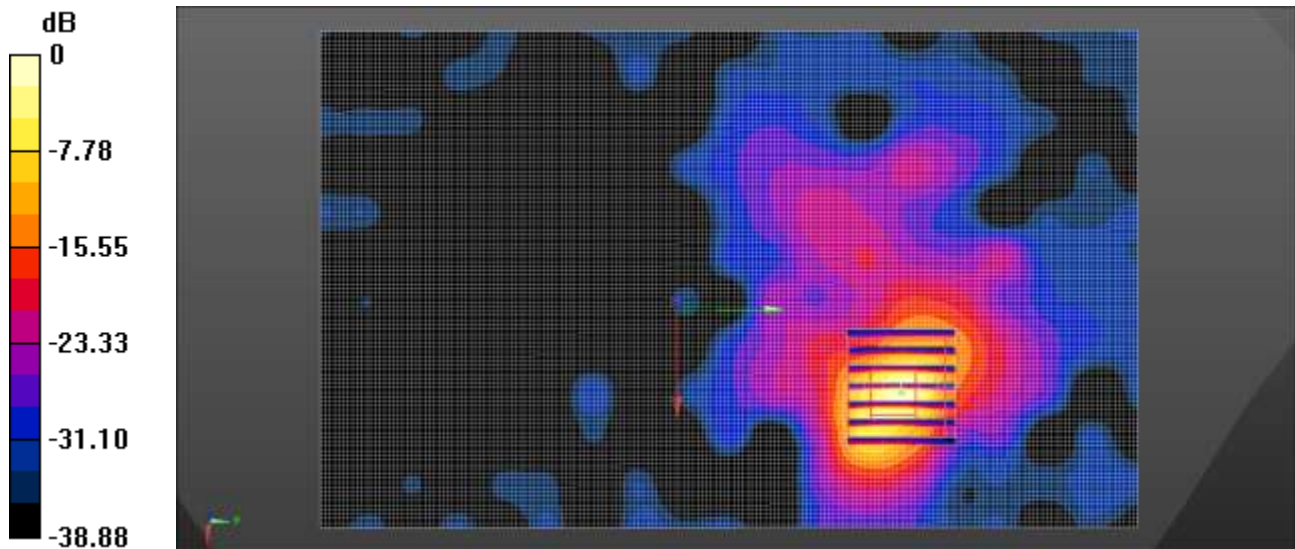
Communication System: UID 0, WIFI 5GHz (0); Frequency: 5300 MHz;Duty Cycle: 1:1
Medium parameters used: $f = 5300 \text{ MHz}$; $\sigma = 4.816 \text{ S/m}$; $\epsilon_r = 36.173$; $\rho = 1000 \text{ kg/m}^3$
Phantom section: Flat Section

DASY5 Configuration:

- Probe: EX3DV4 - SN3797; ConvF(5.08, 4.78, 5.04) @ 5300 MHz; Calibrated: 2023-01-24
- Sensor-Surface: 1.4mm (Mechanical Surface Detection)
- Electronics: DAE4 Sn504; Calibrated: 2023-01-10
- Phantom: Twin-SAM V8.0 (20deg probe tilt); Type: QD 000 P41 Ax; Serial: xxxx
- Measurement SW: DASY52, Version 52.10 (3); SEMCAD X Version 14.6.13 (7474)

802.11a Body Rear 6Mbps 60ch/Area Scan (111x181x1): Interpolated grid: $dx=1.000 \text{ mm}$, $dy=1.000 \text{ mm}$
Maximum value of SAR (interpolated) = 13.8 W/kg

802.11a Body Rear 6Mbps 60ch/Zoom Scan (7x7x7)/Cube 0: Measurement grid: $dx=4\text{mm}$, $dy=4\text{mm}$, $dz=1.4\text{mm}$
Reference Value = 1.122 V/m; Power Drift = -0.10 dB
Peak SAR (extrapolated) = 39.6 W/kg
SAR(1 g) = 5.93 W/kg; SAR(10 g) = 1.14 W/kg
Maximum value of SAR (measured) = 17.1 W/kg



0 dB = 17.1 W/kg = 12.33 dBW/kg

Test Laboratory: HCT CO., LTD
EUT Type: Mobile Phone
Liquid Temperature: 21.3 °C
Ambient Temperature: 21.5 °C
Test Date: 10/23/2023
Plot No.: C25 NFC Phablet

Communication System: UID 0, NFC (0); Frequency: 13.56 MHz; Duty Cycle: 1:1
Medium parameters used: $f = 14 \text{ MHz}$; $\sigma = 0.756 \text{ S/m}$; $\epsilon_r = 54.29$; $\rho = 1000 \text{ kg/m}^3$
Phantom section: Flat Section

DASY5 Configuration:

- Probe: ES3DV3 - SN3076; ConvF(5.8, 5.8, 5.8) @ 13.56 MHz; Calibrated: 2023-07-18
- Sensor-Surface: 3mm (Mechanical Surface Detection)
- Electronics: DAE4 Sn869; Calibrated: 2023-03-23
- Phantom: ELI v5.0 Left; Type: QDOVA002AA; Serial: TP:xxxx
- Measurement SW: DASY52, Version 52.10 (4); SEMCAD X Version 14.6.14 (7501)

NFC Phablet Rear Type B 106kbps/Area Scan (12x21x1): Measurement grid: $dx=10\text{mm}$, $dy=10\text{mm}$
Maximum value of SAR (measured) = 0.142 W/kg

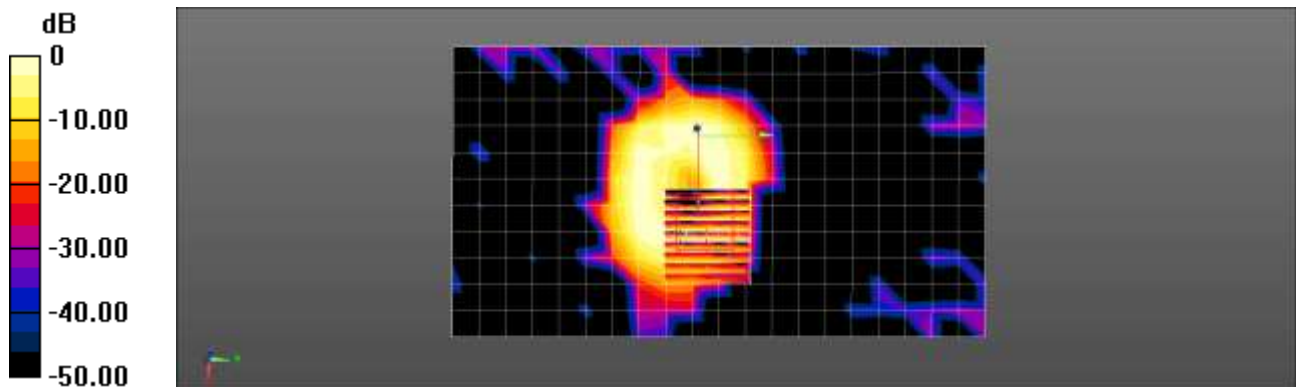
NFC Phablet Rear Type B 106kbps/Zoom Scan (9x9x8)/Cube 0: Measurement grid: $dx=4\text{mm}$, $dy=4\text{mm}$, $dz=1.4\text{mm}$

Reference Value = 7.896 V/m; Power Drift = 0.02 dB

Peak SAR (extrapolated) = 0.556 W/kg

SAR(1 g) = 0.103 W/kg; SAR(10 g) = 0.038 W/kg

Maximum value of SAR (measured) = 0.145 W/kg



0 dB = 0.145 W/kg = -8.39 dBW/kg



Appendix C. – Dipole Verification Plots

■ **Verification Data (750 MHz Head)**

Test Laboratory: HCT CO., LTD
Input Power: 0.05 W
Liquid Temp: 21.0 °C
Test Date: 10/16/2023

DUT: Dipole 750 MHz D750V3; Type: D750V3; Serial: D750V3

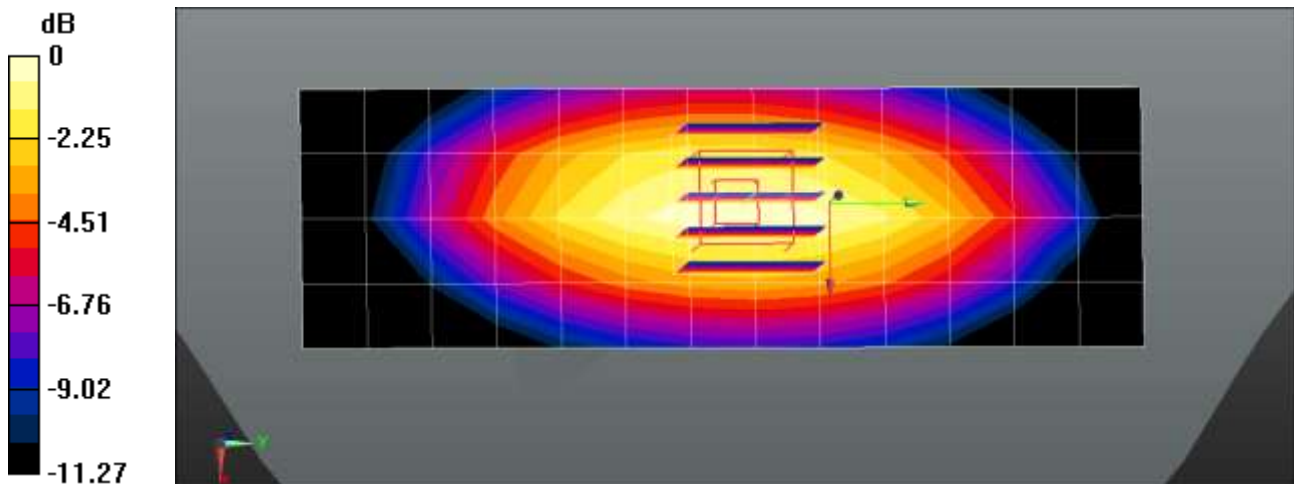
Communication System: UID 0, CW (0); Frequency: 750 MHz; Duty Cycle: 1:1
Medium parameters used: $f = 750 \text{ MHz}$; $\sigma = 0.927 \text{ S/m}$; $\epsilon_r = 41.749$; $\rho = 1000 \text{ kg/m}^3$
Phantom section: Flat Section

DASY5 Configuration:

- Probe: ES3DV3 - SN3076; ConvF(6.37, 6.37, 6.37) @ 750 MHz; Calibrated: 2023-07-18
- Sensor-Surface: 3mm (Mechanical Surface Detection)
- Electronics: DAE4 Sn869; Calibrated: 2023-03-23
- Phantom: SAM with CRP v5.0_Front; Type: QD000P40CD; Serial: TP:xxxx
- Measurement SW: DASY52, Version 52.10 (4); SEMCAD X Version 14.6.14 (7501)

750MHz Head Verification/Area Scan (5x14x1): Measurement grid: $dx=15\text{mm}$, $dy=15\text{mm}$
Maximum value of SAR (measured) = 0.476 W/kg

750MHz Head Verification/Zoom Scan (5x5x7)/Cube 0: Measurement grid: $dx=8\text{mm}$, $dy=8\text{mm}$, $dz=5\text{mm}$
Reference Value = 23.43 V/m; Power Drift = 0.06 dB
Peak SAR (extrapolated) = 0.628 W/kg
SAR(1 g) = 0.414 W/kg; SAR(10 g) = 0.265 W/kg
Maximum value of SAR (measured) = 0.488 W/kg



0 dB = 0.488 W/kg = -3.12 dBW/kg

■ Verification Data (750 MHz Head)

Test Laboratory: HCT CO., LTD
Input Power: 0.05 W
Liquid Temp: 20.1 °C
Test Date: 10/17/2023

DUT: Dipole 750 MHz D750V3; Type: D750V3; Serial: D750V3

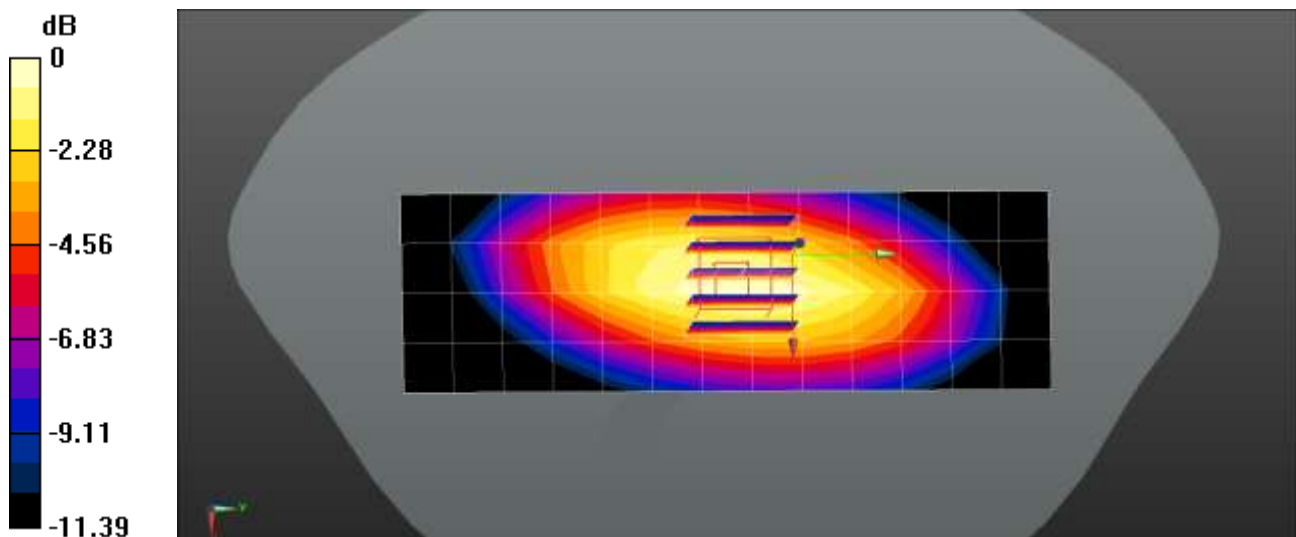
Communication System: UID 0, CW (0); Frequency: 750 MHz; Duty Cycle: 1:1
Medium parameters used: $f = 750 \text{ MHz}$; $\sigma = 0.897 \text{ S/m}$; $\epsilon_r = 41.859$; $\rho = 1000 \text{ kg/m}^3$
Phantom section: Flat Section

DASY5 Configuration:

- Probe: ES3DV3 - SN3076; ConvF(6.37, 6.37, 6.37) @ 750 MHz; Calibrated: 2023-07-18
- Sensor-Surface: 3mm (Mechanical Surface Detection)
- Electronics: DAE4 Sn869; Calibrated: 2023-03-23
- Phantom: SAM with CRP v5.0_Front; Type: QD000P40CD; Serial: TP:xxxx
- Measurement SW: DASY52, Version 52.10 (3); SEMCAD X Version 14.6.13 (7474)

750MHz Head Verification/Area Scan (5x14x1): Measurement grid: dx=15mm, dy=15mm
Maximum value of SAR (measured) = 0.463 W/kg

750MHz Head Verification/Zoom Scan (5x5x7)/Cube 0: Measurement grid: dx=8mm, dy=8mm, dz=5mm
Reference Value = 23.49 V/m; Power Drift = 0.04 dB
Peak SAR (extrapolated) = 0.613 W/kg
SAR(1 g) = 0.403 W/kg; SAR(10 g) = 0.258 W/kg
Maximum value of SAR (measured) = 0.475 W/kg



■ Verification Data (750 MHz Head)

Test Laboratory: HCT CO., LTD
Input Power: 0.05 W
Liquid Temp: 20.1 °C
Test Date: 10/17/2023

DUT: Dipole 750 MHz D750V3; Type: D750V3; Serial: D750V3

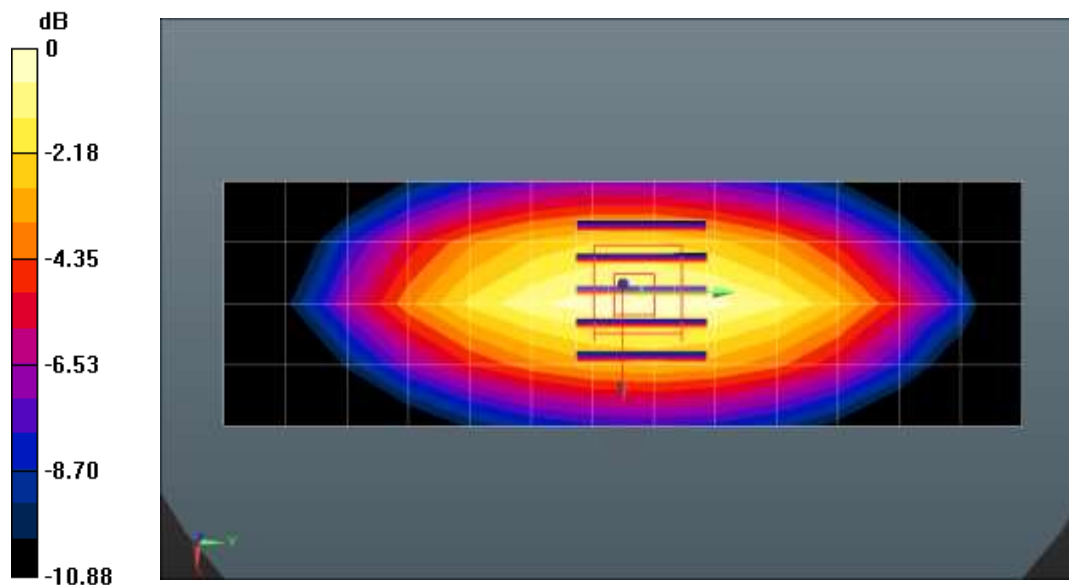
Communication System: UID 0, CW (0); Frequency: 750 MHz; Duty Cycle: 1:1
Medium parameters used: $f = 750$ MHz; $\sigma = 0.922$ S/m; $\epsilon_r = 41.106$; $\rho = 1000$ kg/m³
Phantom section: Flat Section

DASY5 Configuration:

- Probe: EX3DV4 - SN7732; ConvF(10.14, 10.14, 10.14) @ 750 MHz; Calibrated: 2023-06-20
- Sensor-Surface: 1.4mm (Mechanical Surface Detection)
- Electronics: DAE4 Sn1687; Calibrated: 2023-07-18
- Phantom: SAM with CRP v5.0(Front); Type: QD000P40CD; Serial: TP:xxxx
- Measurement SW: DASY52, Version 52.10 (4); SEMCAD X Version 14.6.14 (7483)

750MHz Head Verification/Area Scan (5x14x1): Measurement grid: dx=15mm, dy=15mm
Maximum value of SAR (measured) = 0.550 W/kg

750MHz Head Verification/Zoom Scan (5x5x7)/Cube 0: Measurement grid: dx=8mm, dy=8mm, dz=5mm
Reference Value = 25.42 V/m; Power Drift = 0.05 dB
Peak SAR (extrapolated) = 0.636 W/kg
SAR(1 g) = 0.415 W/kg; SAR(10 g) = 0.271 W/kg
Maximum value of SAR (measured) = 0.560 W/kg



0 dB = 0.560 W/kg = -2.52 dBW/kg

■ Verification Data (835 MHz Head)

Test Laboratory: HCT CO., LTD
Input Power: 0.05 W
Liquid Temp: 23.0 °C
Test Date: 10/23/2023

DUT: Dipole 835 MHz D835V2; Type: D835V2; Serial: D835V2

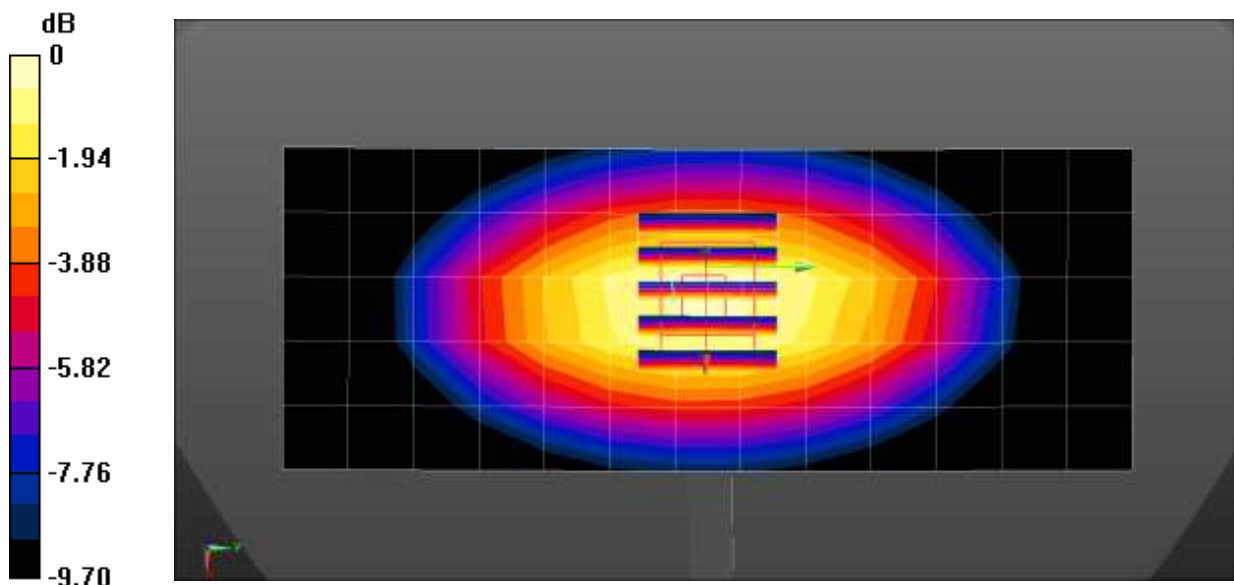
Communication System: UID 0, CW (0); Frequency: 835 MHz; Duty Cycle: 1:1
Medium parameters used (interpolated): $f = 835$ MHz; $\sigma = 0.914$ S/m; $\epsilon_r = 41.922$; $\rho = 1000$ kg/m³
Phantom section: Flat Section

DASY5 Configuration:

- Probe: EX3DV4 - SN7654; ConvF(9.83, 9.9, 10.74) @ 835 MHz; Calibrated: 2023-05-24
- Sensor-Surface: 1.4mm (Mechanical Surface Detection)
- Electronics: DAE4 Sn1686; Calibrated: 2023-05-23
- Phantom: Twin-SAM V5.0 (20deg probe tilt); Type: QD 000 P40 CD; Serial: xxxx
- Measurement SW: DASY52, Version 52.10 (4); SEMCAD X Version 14.6.14 (7501)

835MHz Head Verification/Area Scan (6x14x1): Measurement grid: dx=15mm, dy=15mm
Maximum value of SAR (measured) = 0.537 W/kg

835MHz Head Verification/Zoom Scan (5x5x7)/Cube 0: Measurement grid: dx=8mm, dy=8mm, dz=5mm
Reference Value = 27.38 V/m; Power Drift = -0.16 dB
Peak SAR (extrapolated) = 0.640 W/kg
SAR(1 g) = 0.469 W/kg; SAR(10 g) = 0.324 W/kg
Maximum value of SAR (measured) = 0.589 W/kg



0 dB = 0.589 W/kg = -2.30 dBW/kg

■ **Verification Data (835 MHz Head)**

Test Laboratory: HCT CO., LTD
Input Power: 0.05 W
Liquid Temp: 23.4 °C
Test Date: 10/24/2023

DUT: Dipole 835 MHz D835V2; Type: D835V2; Serial: D835V2

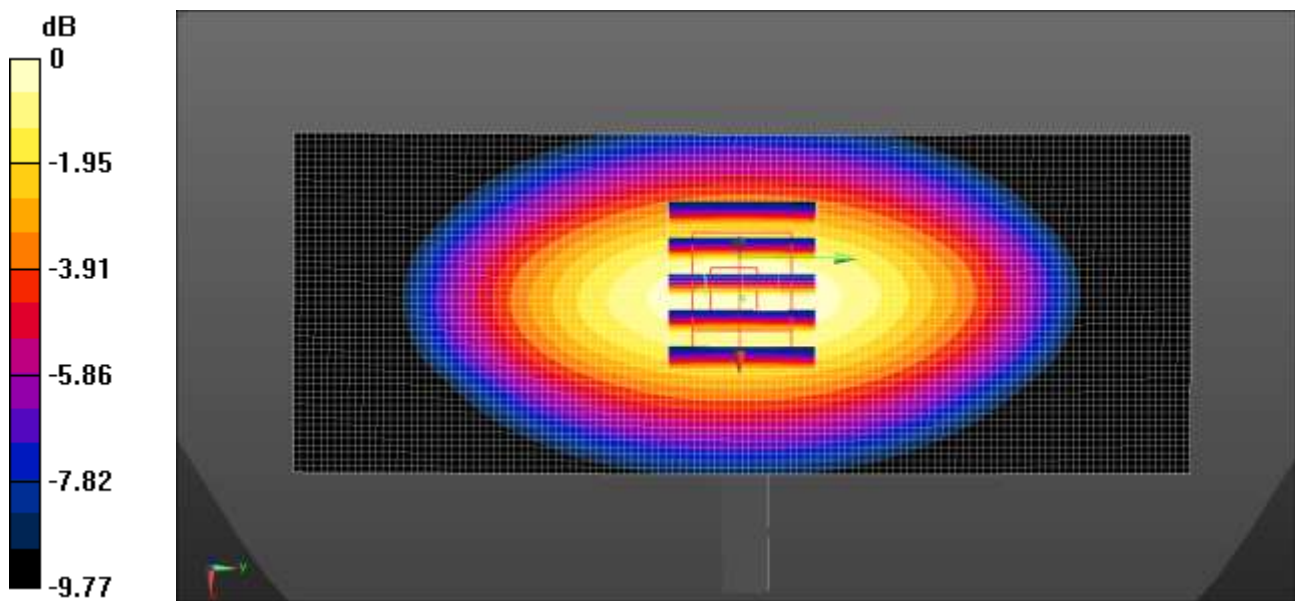
Communication System: UID 0, CW (0); Frequency: 835 MHz; Duty Cycle: 1:1
Medium parameters used (interpolated): $f = 835 \text{ MHz}$; $\sigma = 0.923 \text{ S/m}$; $\epsilon_r = 40.241$; $\rho = 1000 \text{ kg/m}^3$
Phantom section: Flat Section

DASY5 Configuration:

- Probe: EX3DV4 - SN7654; ConvF(9.83, 9.9, 10.74) @ 835 MHz; Calibrated: 2023-05-24
- Sensor-Surface: 1.4mm (Mechanical Surface Detection)
- Electronics: DAE4 Sn1686; Calibrated: 2023-05-23
- Phantom: Twin-SAM V5.0 (20deg probe tilt); Type: QD 000 P40 CD; Serial: xxxx
- Measurement SW: DASY52, Version 52.10 (4); SEMCAD X Version 14.6.14 (7501)

835MHz Head Verification/Area Scan (51x131x1): Interpolated grid: $dx=1.500 \text{ mm}$, $dy=1.500 \text{ mm}$
Maximum value of SAR (interpolated) = 0.593 W/kg

835MHz Head Verification/Zoom Scan (5x5x7)/Cube 0: Measurement grid: $dx=8\text{mm}$, $dy=8\text{mm}$, $dz=5\text{mm}$
Reference Value = 27.09 V/m; Power Drift = -0.06 dB
Peak SAR (extrapolated) = 0.650 W/kg
SAR(1 g) = 0.473 W/kg; SAR(10 g) = 0.326 W/kg
Maximum value of SAR (measured) = 0.596 W/kg



0 dB = 0.596 W/kg = -2.25 dBW/kg

■ Verification Data (835 MHz Head)

Test Laboratory: HCT CO., LTD
Input Power: 0.05 W
Liquid Temp: 19.8 °C
Test Date: 10/24/2023

DUT: Dipole 835 MHz D835V2; Type: D835V2; Serial: D835V2

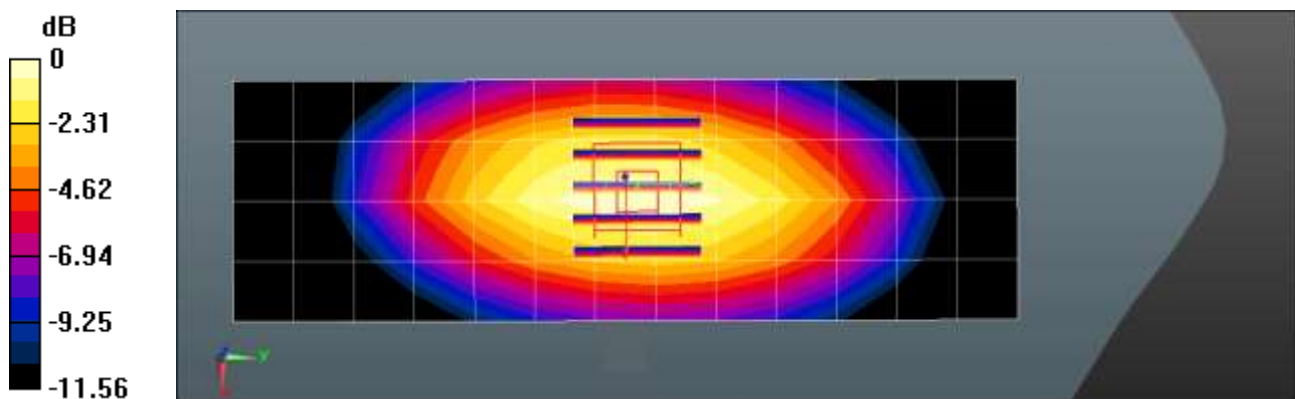
Communication System: UID 0, CW (0); Frequency: 835 MHz; Duty Cycle: 1:1
Medium parameters used (interpolated): $f = 835$ MHz; $\sigma = 0.923$ S/m; $\epsilon_r = 41.655$; $\rho = 1000$ kg/m³
Phantom section: Flat Section

DASY5 Configuration:

- Probe: ES3DV3 - SN3076; ConvF(6.11, 6.11, 6.11) @ 835 MHz; Calibrated: 2023-07-18
- Sensor-Surface: 3mm (Mechanical Surface Detection)
- Electronics: DAE4 Sn869; Calibrated: 2023-03-23
- Phantom: SAM with CRP v5.0_Front; Type: QD000P40CD; Serial: TP:xxxx
- Measurement SW: DASY52, Version 52.10 (4); SEMCAD X Version 14.6.14 (7501)

835MHz Head Verification/Area Scan (5x14x1): Measurement grid: dx=15mm, dy=15mm
Maximum value of SAR (measured) = 0.594 W/kg

835MHz Head Verification/Zoom Scan (5x5x7)/Cube 0: Measurement grid: dx=8mm, dy=8mm, dz=5mm
Reference Value = 26.27 V/m; Power Drift = 0.03 dB
Peak SAR (extrapolated) = 0.788 W/kg
SAR(1 g) = 0.510 W/kg; SAR(10 g) = 0.326 W/kg
Maximum value of SAR (measured) = 0.603 W/kg



0 dB = 0.603 W/kg = -2.20 dBW/kg

■ **Verification Data (835 MHz Head)**

Test Laboratory: HCT CO., LTD
Input Power 0.05 W
Liquid Temp: 20.0 °C
Test Date: 10/18/2023

DUT: Dipole 835 MHz D835V2; Type: D835V2; Serial: D835V2

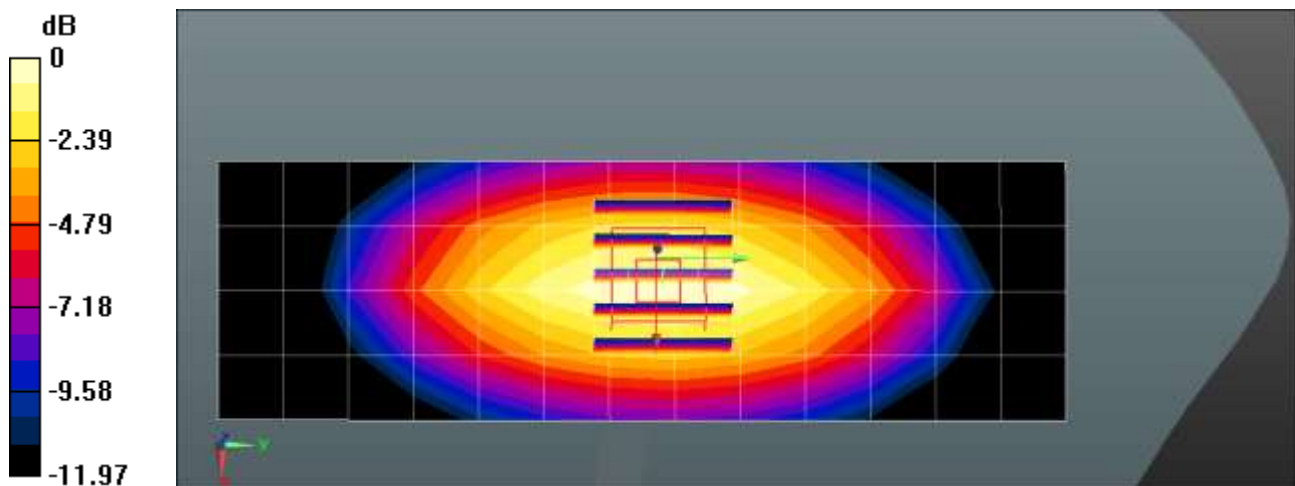
Communication System: UID 0, CW (0); Frequency: 835 MHz; Duty Cycle: 1:1
Medium parameters used (interpolated): $f = 835 \text{ MHz}$; $\sigma = 0.923 \text{ S/m}$; $\epsilon_r = 41.242$; $\rho = 1000 \text{ kg/m}^3$
Phantom section: Flat Section

DASY5 Configuration:

- Probe: ES3DV3 - SN3076; ConvF(6.11, 6.11, 6.11) @ 835 MHz; Calibrated: 2023-07-18
- Sensor-Surface: 3mm (Mechanical Surface Detection)
- Electronics: DAE4 Sn869; Calibrated: 2023-03-23
- Phantom: SAM with CRP v5.0_Front; Type: QD000P40CD; Serial: TP:xxxx
- Measurement SW: DASY52, Version 52.10 (4); SEMCAD X Version 14.6.14 (7501)

835MHz Head Verification/Area Scan (5x14x1): Measurement grid: $dx=15\text{mm}$, $dy=15\text{mm}$
Maximum value of SAR (measured) = 0.586 W/kg

835MHz Head Verification/Zoom Scan (5x5x7)/Cube 0: Measurement grid: $dx=8\text{mm}$, $dy=8\text{mm}$, $dz=5\text{mm}$
Reference Value = 25.98 V/m; Power Drift = -0.01 dB
Peak SAR (extrapolated) = 0.769 W/kg
SAR(1 g) = 0.494 W/kg; SAR(10 g) = 0.311 W/kg
Maximum value of SAR (measured) = 0.587 W/kg



0 dB = 0.587 W/kg = -2.31 dBW/kg

■ **Verification Data (835 MHz Head)**

Test Laboratory: HCT CO., LTD
Input Power: 0.05 W
Liquid Temp: 21.6 °C
Test Date: 10/19/2023

DUT: Dipole 835 MHz D835V2; Type: D835V2; Serial: D835V2

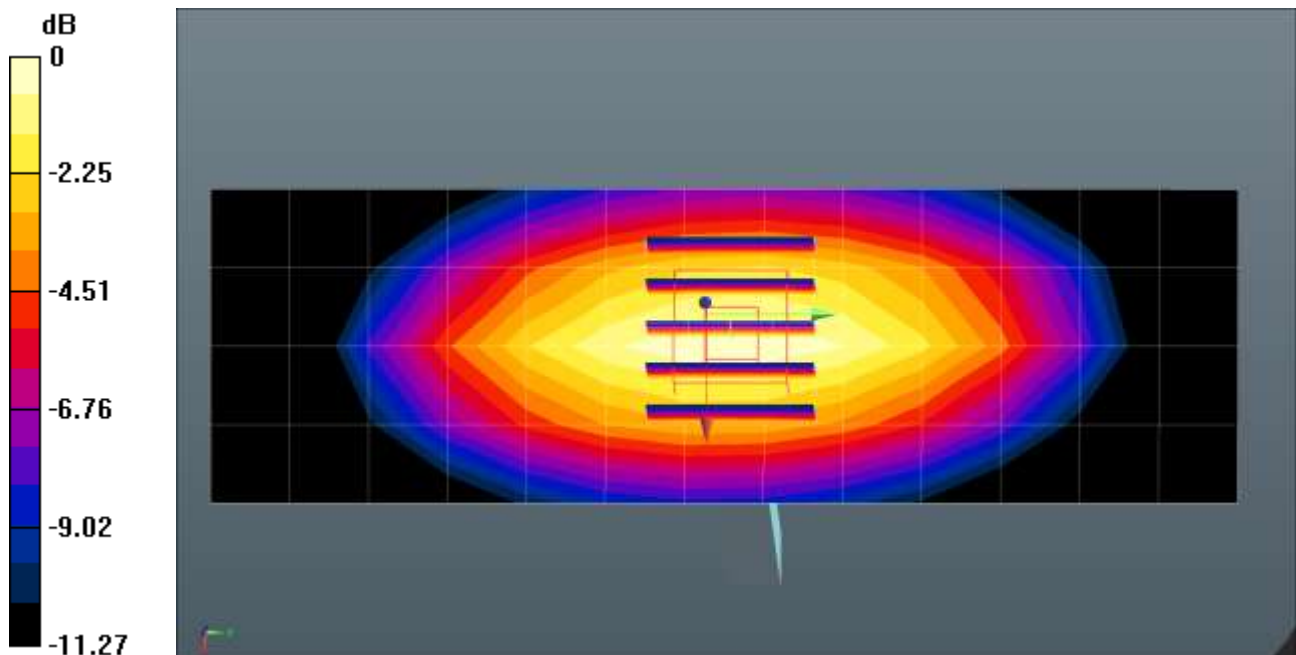
Communication System: UID 0, CW (0); Frequency: 835 MHz; Duty Cycle: 1:1
Medium parameters used (interpolated): $f = 835 \text{ MHz}$; $\sigma = 0.923 \text{ S/m}$; $\epsilon_r = 41.724$; $\rho = 1000 \text{ kg/m}^3$
Phantom section: Flat Section

DASY5 Configuration:

- Probe: EX3DV4 - SN7732; ConvF(10.1, 10.1, 10.1) @ 835 MHz; Calibrated: 2023-06-20
- Sensor-Surface: 1.4mm (Mechanical Surface Detection)
- Electronics: DAE4 Sn1687; Calibrated: 2023-07-18
- Phantom: SAM with CRP v5.0(Front); Type: QD000P40CD; Serial: TP:xxxx
- Measurement SW: DASY52, Version 52.10 (4); SEMCAD X Version 14.6.14 (7483)

835MHz Head Verification/Area Scan (5x14x1): Measurement grid: dx=15mm, dy=15mm
Maximum value of SAR (measured) = 0.654 W/kg

835MHz Head Verification/Zoom Scan (5x5x7)/Cube 0: Measurement grid: dx=8mm, dy=8mm, dz=5mm
Reference Value = 27.77 V/m; Power Drift = 0.04 dB
Peak SAR (extrapolated) = 0.760 W/kg
SAR(1 g) = 0.491 W/kg; SAR(10 g) = 0.318 W/kg
Maximum value of SAR (measured) = 0.668 W/kg



0 dB = 0.668 W/kg = -1.75 dBW/kg

■ Verification Data (835 MHz Head)

Test Laboratory: HCT CO., LTD
Input Power: 0.05 W
Liquid Temp: 19.6 °C
Test Date: 10/26/2023

DUT: Dipole 835 MHz D835V2; Type: D835V2; Serial: D835V2

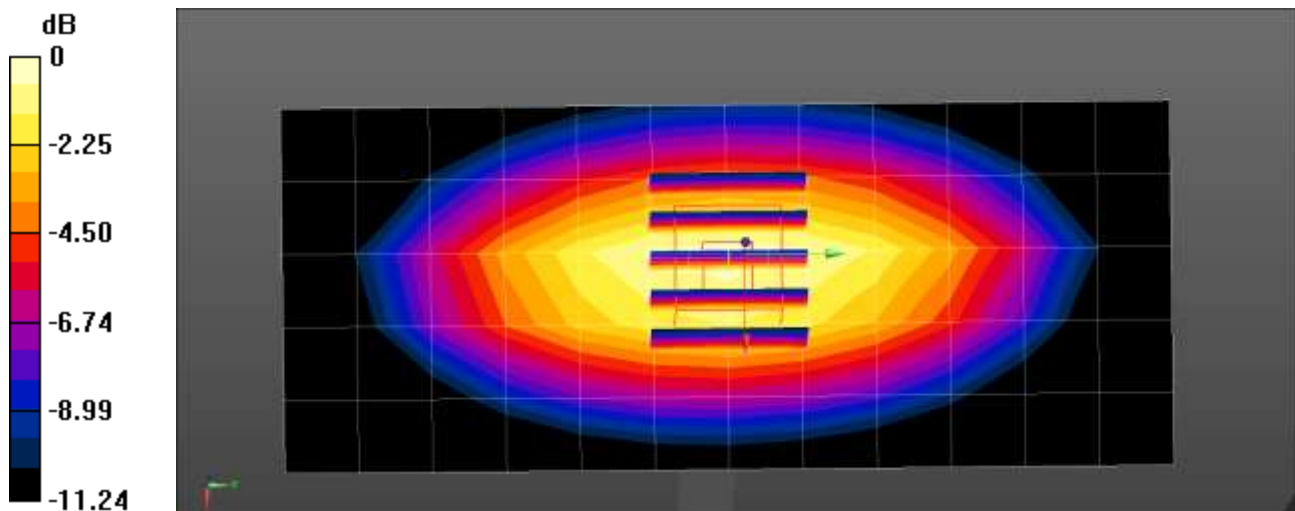
Communication System: UID 0, CW (0); Frequency: 835 MHz; Duty Cycle: 1:1
Medium parameters used (interpolated): $f = 835 \text{ MHz}$; $\sigma = 0.923 \text{ S/m}$; $\epsilon_r = 41.236$; $\rho = 1000 \text{ kg/m}^3$
Phantom section: Flat Section

DASY5 Configuration:

- Probe: EX3DV4 - SN7370; ConvF(10.01, 10.01, 10.01) @ 835 MHz; Calibrated: 2023-08-24
- Sensor-Surface: 1.4mm (Mechanical Surface Detection)
- Electronics: DAE4 Sn1225; Calibrated: 2023-03-06
- Phantom: Twin-SAM V8.0 (Right-Left); Type: QD 000 P41 Ax; Serial: xxxx
- Measurement SW: DASY52, Version 52.10 (4); SEMCAD X Version 14.6.14 (7483)

835MHz Head Verification/Area Scan (6x13x1): Measurement grid: dx=15mm, dy=15mm
Maximum value of SAR (measured) = 0.614 W/kg

835MHz Head Verification/Zoom Scan (5x5x7)/Cube 0: Measurement grid: dx=8mm, dy=8mm, dz=5mm
Reference Value = 27.29 V/m; Power Drift = 0.01 dB
Peak SAR (extrapolated) = 0.749 W/kg
SAR(1 g) = 0.477 W/kg; SAR(10 g) = 0.308 W/kg
Maximum value of SAR (measured) = 0.653 W/kg



0 dB = 0.653 W/kg = -1.85 dBW/kg

■ **Verification Data (1 800 MHz Head)**

Test Laboratory: HCT CO., LTD
Input Power 0.05 W
Liquid Temp: 21.2 °C
Test Date: 10/13/2023

DUT: Dipole 1800 MHz D1800V2; Type: D1800V2; Serial: D1800V2

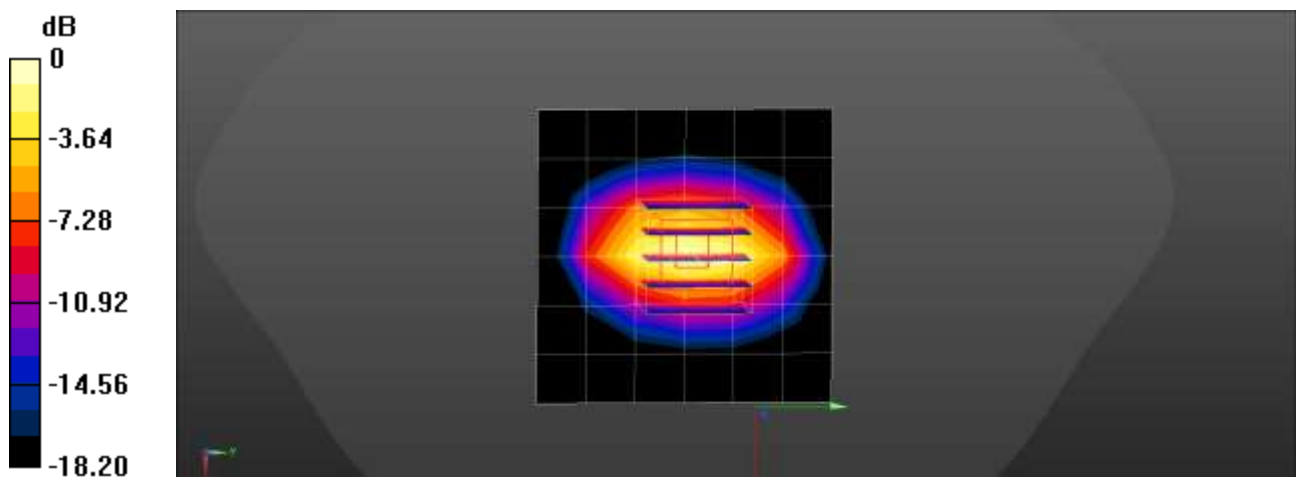
Communication System: UID 0, CW (0); Frequency: 1800 MHz; Duty Cycle: 1:1
Medium parameters used: $f = 1800$ MHz; $\sigma = 1.35$ S/m; $\epsilon_r = 39.396$; $\rho = 1000$ kg/m³
Phantom section: Flat Section

DASY5 Configuration:

- Probe: EX3DV4 - SN7702; ConvF(9.1, 9.1, 9.1) @ 1800 MHz; Calibrated: 2023-01-26
- Sensor-Surface: 1.4mm (Mechanical Surface Detection)
- Electronics: DAE4 Sn652; Calibrated: 2023-01-20
- Phantom: Twin-SAM V4.0 (20deg probe tilt)_Left-Right; Type: QD 000 P40 CC; Serial: xxxx
- Measurement SW: DASY52, Version 52.10 (4); SEMCAD X Version 14.6.13 (7474)

1800MHz Head Verification/Area Scan (7x7x1): Measurement grid: dx=15mm, dy=15mm
Maximum value of SAR (measured) = 3.04 W/kg

1800MHz Head Verification/Zoom Scan (5x5x7)/Cube 0: Measurement grid: dx=8mm, dy=8mm, dz=5mm
Reference Value = 49.10 V/m; Power Drift = 0.10 dB
Peak SAR (extrapolated) = 3.79 W/kg
SAR(1 g) = 1.95 W/kg; SAR(10 g) = 0.989 W/kg
Maximum value of SAR (measured) = 3.15 W/kg



0 dB = 3.15 W/kg = 4.98 dBW/kg

■ **Verification Data (1 800 MHz Head)**

Test Laboratory: HCT CO., LTD
Input Power: 0.05 W
Liquid Temp: 20.0 °C
Test Date: 10/27/2023

DUT: Dipole 1800 MHz D1800V2; Type: D1800V2; Serial: D1800V2

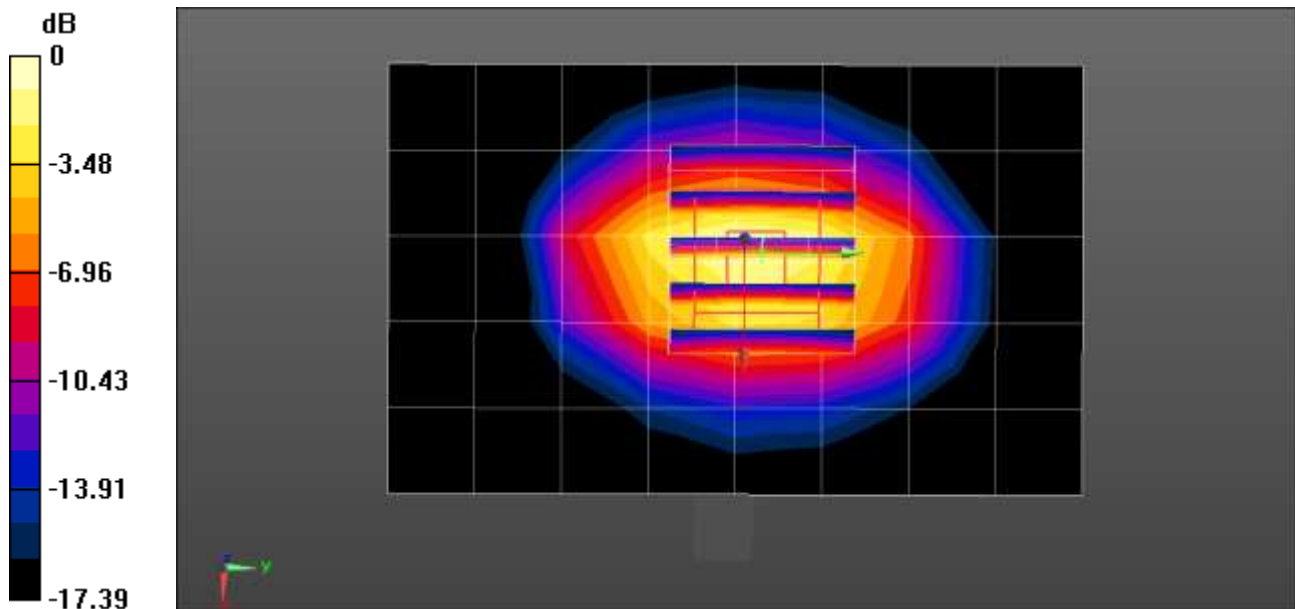
Communication System: UID 0, CW (0); Frequency: 1800 MHz; Duty Cycle: 1:1
Medium parameters used: $f = 1800$ MHz; $\sigma = 1.4$ S/m; $\epsilon_r = 41.261$; $\rho = 1000$ kg/m³
Phantom section: Flat Section

DASY5 Configuration:

- Probe: EX3DV4 - SN7655; ConvF(8.19, 8.75, 8.46) @ 1800 MHz; Calibrated: 2023-05-25
- Sensor-Surface: 1.4mm (Mechanical Surface Detection)
- Electronics: DAE4 Sn780; Calibrated: 2023-07-04
- Phantom: Twin-SAM V4.0 Right; Type: QD 000 P40 CC; Serial: xxxx
- Measurement SW: DASY52, Version 52.10 (4); SEMCAD X Version 14.6.14 (7483)

1800MHz Head Verification/Area Scan (6x9x1): Measurement grid: dx=15mm, dy=15mm
Maximum value of SAR (measured) = 2.31 W/kg

1800MHz Head Verification/Zoom Scan (5x5x7)/Cube 0: Measurement grid: dx=8mm, dy=8mm, dz=5mm
Reference Value = 45.07 V/m; Power Drift = 0.07 dB
Peak SAR (extrapolated) = 3.30 W/kg
SAR(1 g) = 1.8 W/kg; SAR(10 g) = 0.953 W/kg
Maximum value of SAR (measured) = 2.79 W/kg



0 dB = 2.79 W/kg = 4.46 dBW/kg

■ Verification Data (1 800 MHz Head)

Test Laboratory: HCT CO., LTD
Input Power: 0.05 W
Liquid Temp: 22.6 °C
Test Date: 11/08/2023

DUT: Dipole 1800 MHz D1800V2; Type: D1800V2; Serial: D1800V2

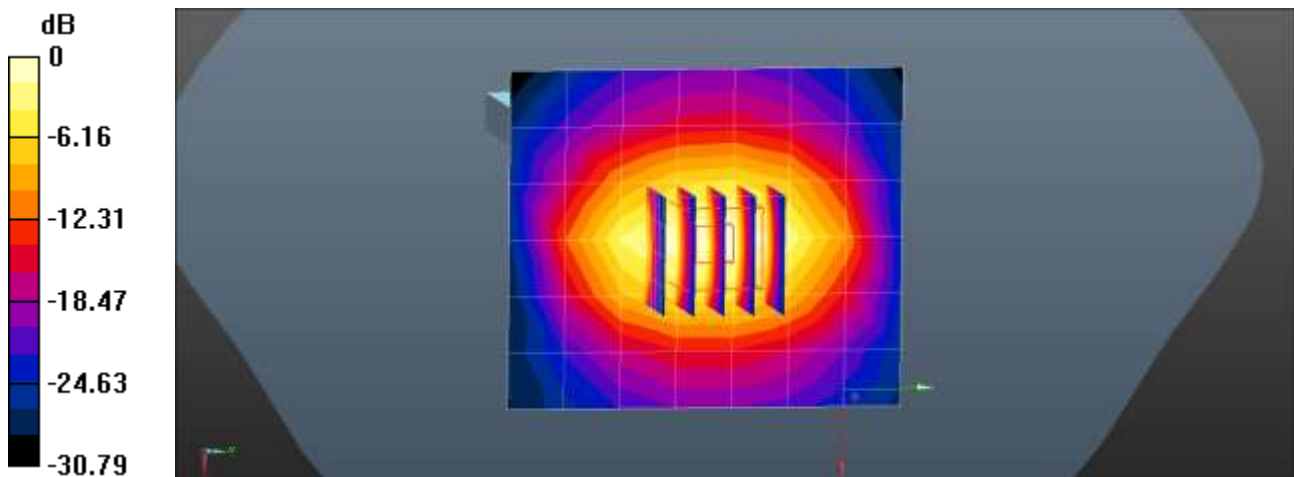
Communication System: UID 0, CW (0); Frequency: 1800 MHz; Duty Cycle: 1:1
Medium parameters used: $f = 1800$ MHz; $\sigma = 1.439$ S/m; $\epsilon_r = 40.35$; $\rho = 1000$ kg/m³
Phantom section: Flat Section

DASY5 Configuration:

- Probe: EX3DV4 - SN7680; ConvF(9.1, 9.1, 9.1) @ 1800 MHz; Calibrated: 2023-05-24
- Sensor-Surface: 1.4mm (Mechanical Surface Detection)
- Electronics: DAE4 Sn1254; Calibrated: 2023-06-02
- Phantom: SAM with CRP v5.0 Front; Type: QD000P40CD; Serial: TP:xxxx
- Measurement SW: DASY52, Version 52.10 (3); SEMCAD X Version 14.6.13 (7474)

1800MHz Head Verification/Area Scan (7x8x1): Measurement grid: dx=15mm, dy=15mm
Maximum value of SAR (measured) = 2.59 W/kg

1800MHz Head Verification/Zoom Scan (5x5x7)/Cube 0: Measurement grid: dx=8mm, dy=8mm, dz=5mm
Reference Value = 45.88 V/m; Power Drift = -0.07 dB
Peak SAR (extrapolated) = 3.27 W/kg
SAR(1 g) = 1.78 W/kg; SAR(10 g) = 0.930 W/kg
Maximum value of SAR (measured) = 2.75 W/kg



0 dB = 2.59 W/kg = 4.13 dBW/kg

Verification Data (1 800 MHz Head)

Test Laboratory: HCT CO., LTD
Input Power: 0.05 W
Liquid Temp: 23.4 °C
Test Date: 10/20/2023

DUT: Dipole 1800 MHz D1800V2; Type: D1800V2; Serial: D1800V2

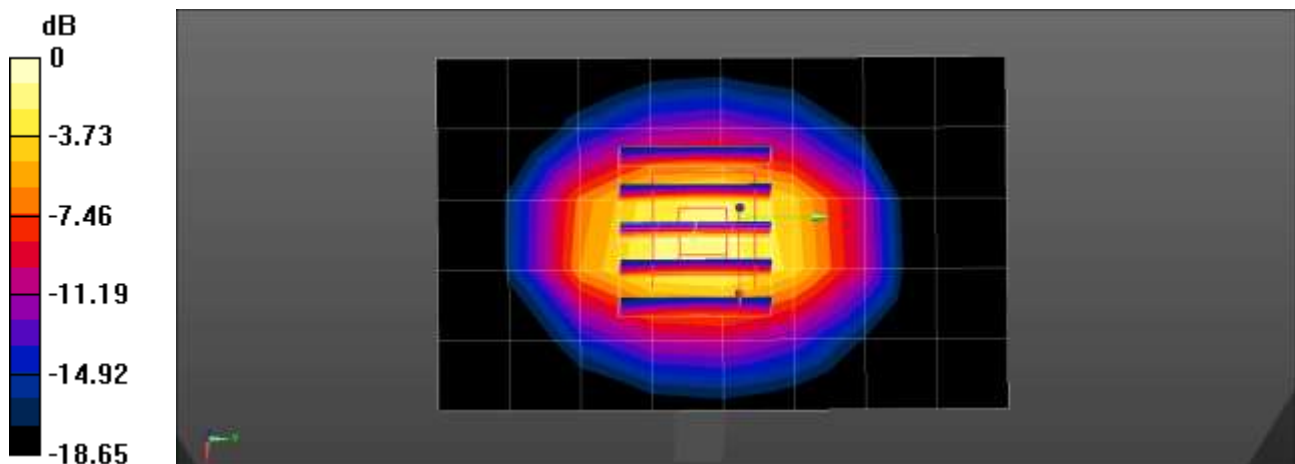
Communication System: UID 0, CW (0); Frequency: 1800 MHz; Duty Cycle: 1:1
Medium parameters used: $f = 1800$ MHz; $\sigma = 1.401$ S/m; $\epsilon_r = 41.255$; $\rho = 1000$ kg/m³
Phantom section: Flat Section

DASY5 Configuration:

- Probe: EX3DV4 - SN3903; ConvF(8.93, 8.41, 8.5) @ 1800 MHz; Calibrated: 2023-07-19
- Sensor-Surface: 1.4mm (Mechanical Surface Detection)
- Electronics: DAE4 Sn466; Calibrated: 2023-04-25
- Phantom: Twin-SAM V4.0 (20deg probe tilt); Type: QD 000 P40 CC; Serial: xxxx
- Measurement SW: DASY52, Version 52.10 (4); SEMCAD X Version 14.6.14 (7483)

1800MHz Head Verification/Area Scan (6x9x1): Measurement grid: dx=15mm, dy=15mm
Maximum value of SAR (measured) = 1.93 W/kg

1800MHz Head Verification/Zoom Scan (5x5x7)/Cube 0: Measurement grid: dx=8mm, dy=8mm, dz=5mm
Reference Value = 46.17 V/m; Power Drift = -0.05 dB
Peak SAR (extrapolated) = 3.26 W/kg
SAR(1 g) = 1.78 W/kg; SAR(10 g) = 0.923 W/kg
Maximum value of SAR (measured) = 2.76 W/kg



■ Verification Data (1 900 MHz Head)

Test Laboratory: HCT CO., LTD
Input Power: 0.05 W
Liquid Temp: 22.2 °C
Test Date: 10/11/2023

DUT: Dipole 1900 MHz; Type: D1900V2; Serial: D1900V2

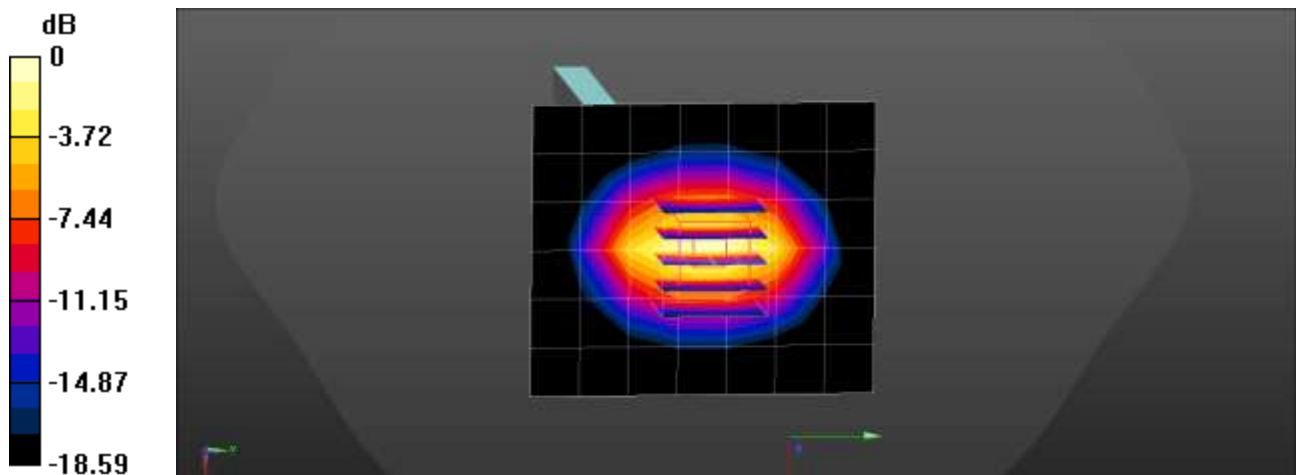
Communication System: UID 0, CW (0); Frequency: 1900 MHz; Duty Cycle: 1:1
Medium parameters used: $f = 1900$ MHz; $\sigma = 1.426$ S/m; $\epsilon_r = 39.376$; $\rho = 1000$ kg/m³
Phantom section: Flat Section

DASY5 Configuration:

- Probe: EX3DV4 - SN7702; ConvF(8.72, 8.72, 8.72) @ 1900 MHz; Calibrated: 2023-01-26
- Sensor-Surface: 1.4mm (Mechanical Surface Detection)
- Electronics: DAE4 Sn652; Calibrated: 2023-01-20
- Phantom: Twin-SAM V4.0 (20deg probe tilt)_Left-Right; Type: QD 000 P40 CC; Serial: xxxx
- Measurement SW: DASY52, Version 52.10 (4); SEMCAD X Version 14.6.13 (7474)

1900MHz Head Verification/Area Scan (7x8x1): Measurement grid: dx=15mm, dy=15mm
Maximum value of SAR (measured) = 2.81 W/kg

1900MHz Head Verification/Zoom Scan (5x5x7)/Cube 0: Measurement grid: dx=8mm, dy=8mm, dz=5mm
Reference Value = 48.26 V/m; Power Drift = -0.01 dB
Peak SAR (extrapolated) = 3.60 W/kg
SAR(1 g) = 1.94 W/kg; SAR(10 g) = 0.996 W/kg
Maximum value of SAR (measured) = 3.04 W/kg



0 dB = 3.04 W/kg = 4.83 dBW/kg

■ Verification Data (1 900 MHz Head)

Test Laboratory: HCT CO., LTD
Input Power: 0.05 W
Liquid Temp: 21.8 °C
Test Date: 10/12/2023

DUT: Dipole 1900 MHz; Type: D1900V2; Serial: D1900V2

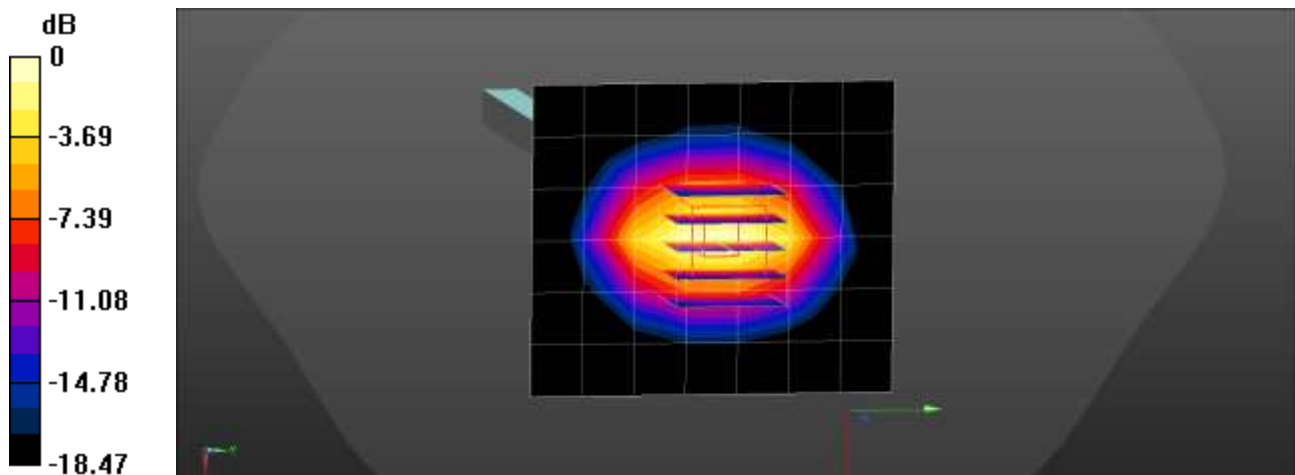
Communication System: UID 0, CW (0); Frequency: 1900 MHz; Duty Cycle: 1:1
Medium parameters used: $f = 1900$ MHz; $\sigma = 1.384$ S/m; $\epsilon_r = 38.622$; $\rho = 1000$ kg/m³
Phantom section: Flat Section

DASY5 Configuration:

- Probe: EX3DV4 - SN7702; ConvF(8.72, 8.72, 8.72) @ 1900 MHz; Calibrated: 2023-01-26
- Sensor-Surface: 1.4mm (Mechanical Surface Detection)
- Electronics: DAE4 Sn652; Calibrated: 2023-01-20
- Phantom: Twin-SAM V4.0 (20deg probe tilt)_Left-Right; Type: QD 000 P40 CC; Serial: xxxx
- Measurement SW: DASY52, Version 52.10 (4); SEMCAD X Version 14.6.13 (7474)

1900MHz Head Verification/Area Scan (7x8x1): Measurement grid: dx=15mm, dy=15mm
Maximum value of SAR (measured) = 2.75 W/kg

1900MHz Head Verification/Zoom Scan (5x5x7)/Cube 0: Measurement grid: dx=8mm, dy=8mm, dz=5mm
Reference Value = 48.35 V/m; Power Drift = -0.04 dB
Peak SAR (extrapolated) = 3.51 W/kg
SAR(1 g) = 1.88 W/kg; SAR(10 g) = 0.969 W/kg
Maximum value of SAR (measured) = 2.96 W/kg



0 dB = 2.96 W/kg = 4.71 dBW/kg

■ **Verification Data (1 900 MHz Head)**

Test Laboratory: HCT CO., LTD
Input Power: 0.05 W
Liquid Temp: 20.0 °C
Test Date: 10/26/2023

DUT: Dipole 1900 MHz; Type: D1900V2; Serial: D1900V2

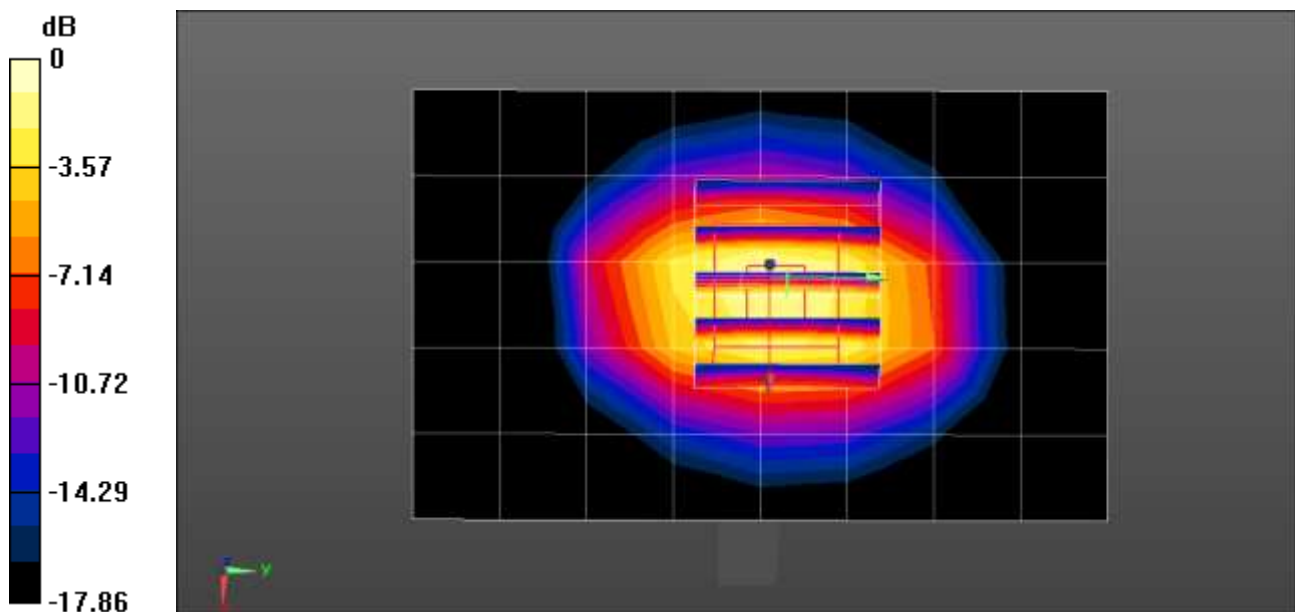
Communication System: UID 0, CW (0); Frequency: 1900 MHz; Duty Cycle: 1:1
Medium parameters used: $f = 1900$ MHz; $\sigma = 1.385$ S/m; $\epsilon_r = 39.842$; $\rho = 1000$ kg/m³
Phantom section: Flat Section

DASY5 Configuration:

- Probe: EX3DV4 - SN7655; ConvF(7.83, 8.3, 8.1) @ 1900 MHz; Calibrated: 2023-05-25
- Sensor-Surface: 1.4mm (Mechanical Surface Detection)
- Electronics: DAE4 Sn780; Calibrated: 2023-07-04
- Phantom: Twin-SAM V4.0 Right; Type: QD 000 P40 CC; Serial: xxxx
- Measurement SW: DASY52, Version 52.10 (4); SEMCAD X Version 14.6.14 (7483)

1900MHz Head Verification/Area Scan (6x9x1): Measurement grid: dx=15mm, dy=15mm
Maximum value of SAR (measured) = 2.36 W/kg

1900MHz Head Verification/Zoom Scan (5x5x7)/Cube 0: Measurement grid: dx=8mm, dy=8mm, dz=5mm
Reference Value = 51.14 V/m; Power Drift = -0.09 dB
Peak SAR (extrapolated) = 3.63 W/kg
SAR(1 g) = 2.02 W/kg; SAR(10 g) = 1.07 W/kg
Maximum value of SAR (measured) = 3.06 W/kg



0 dB = 3.06 W/kg = 4.86 dBW/kg

■ Verification Data (1 900 MHz Head)

Test Laboratory: HCT CO., LTD
Input Power: 0.05 W
Liquid Temp: 23.2 °C
Test Date: 11/14/2023

DUT: Dipole 1900 MHz; Type: D1900V2; Serial: D1900V2

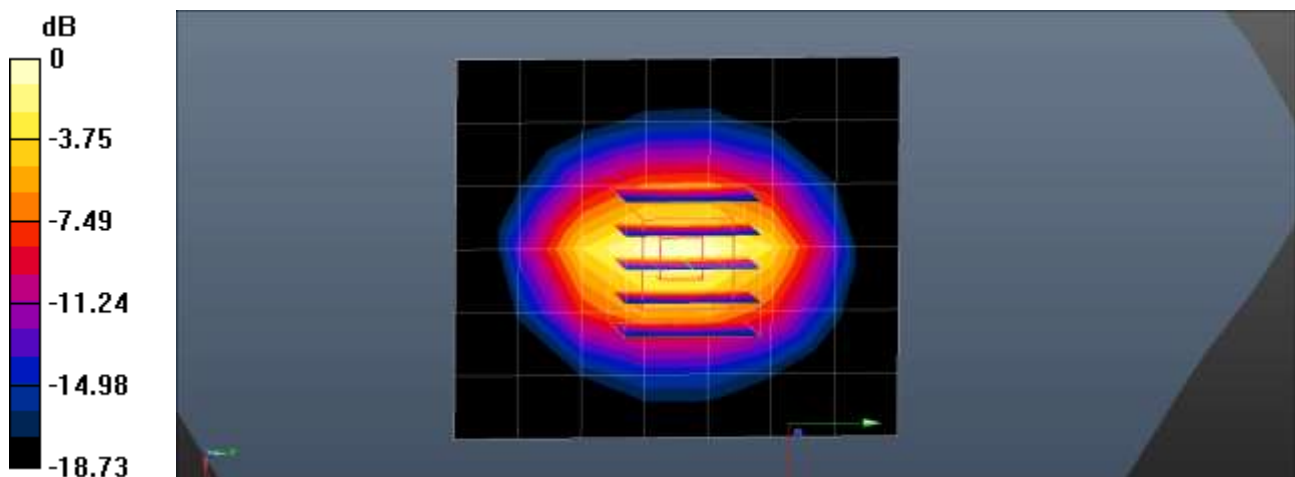
Communication System: UID 0, CW (0); Frequency: 1900 MHz; Duty Cycle: 1:1
Medium parameters used: $f = 1900$ MHz; $\sigma = 1.416$ S/m; $\epsilon_r = 39.966$; $\rho = 1000$ kg/m³
Phantom section: Flat Section

DASY5 Configuration:

- Probe: EX3DV4 - SN7680; ConvF(8.47, 8.47, 8.47) @ 1900 MHz; Calibrated: 2023-05-24
- Sensor-Surface: 1.4mm (Mechanical Surface Detection)
- Electronics: DAE4 Sn1254; Calibrated: 2023-06-02
- Phantom: SAM with CRP v5.0 Front; Type: QD000P40CD; Serial: TP:xxxx
- Measurement SW: DASY52, Version 52.10 (3); SEMCAD X Version 14.6.13 (7474)

1900MHz Head Verification/Area Scan (7x8x1): Measurement grid: dx=15mm, dy=15mm
Maximum value of SAR (measured) = 2.90 W/kg

1900MHz Head Verification/Zoom Scan (5x5x7)/Cube 0: Measurement grid: dx=8mm, dy=8mm, dz=5mm
Reference Value = 49.35 V/m; Power Drift = -0.09 dB
Peak SAR (extrapolated) = 3.90 W/kg
SAR(1 g) = 2.03 W/kg; SAR(10 g) = 1.04 W/kg
Maximum value of SAR (measured) = 3.23 W/kg



0 dB = 3.23 W/kg = 5.09 dBW/kg

■ **Verification Data (2 450 MHz Head)**

Test Laboratory: HCT CO., LTD
Input Power: 0.05 W
Liquid Temp: 20.5 °C
Test Date: 11/13/2023

DUT: Dipole 2450 MHz; Type: D2450V2; Serial: D2450V2

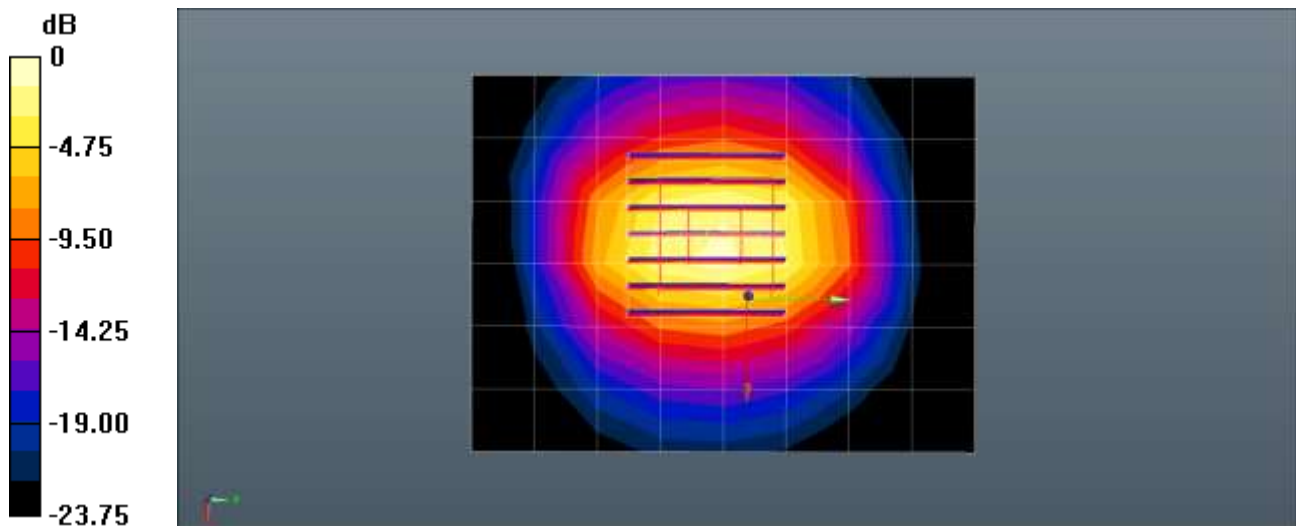
Communication System: UID 0, CW (0); Frequency: 2450 MHz; Duty Cycle: 1:1
Medium parameters used (interpolated): $f = 2450$ MHz; $\sigma = 1.829$ S/m; $\epsilon_r = 39.042$; $\rho = 1000$ kg/m³
Phantom section: Flat Section

DASY5 Configuration:

- Probe: EX3DV4 - SN7654; ConvF(7.94, 7.91, 8.56) @ 2450 MHz; Calibrated: 2023-05-24
- Sensor-Surface: 1.4mm (Mechanical Surface Detection)
- Electronics: DAE4 Sn1686; Calibrated: 2023-05-23
- Phantom: SAM with CRP v5.0(Front); Type: QD000P40CD; Serial: TP:xxxx
- Measurement SW: DASY52, Version 52.10 (4); SEMCAD X Version 14.6.14 (7501)

2450MHz Head Verification/Area Scan (7x9x1): Measurement grid: dx=12mm, dy=12mm
Maximum value of SAR (measured) = 3.30 W/kg

2450MHz Head Verification/Zoom Scan (7x7x7)/Cube 0: Measurement grid: dx=5mm, dy=5mm, dz=5mm
Reference Value = 45.10 V/m; Power Drift = 0.15 dB
Peak SAR (extrapolated) = 5.20 W/kg
SAR(1 g) = 2.45 W/kg; SAR(10 g) = 1.12 W/kg
Maximum value of SAR (measured) = 4.13 W/kg



0 dB = 4.13 W/kg = 6.16 dBW/kg

■ Verification Data (2 450 MHz Head)

Test Laboratory: HCT CO., LTD
Input Power: 0.05 W
Liquid Temp: 20.5 °C
Test Date: 11/06/2023

DUT: Dipole 2450 MHz; Type: D2450V2; Serial: D2450V2

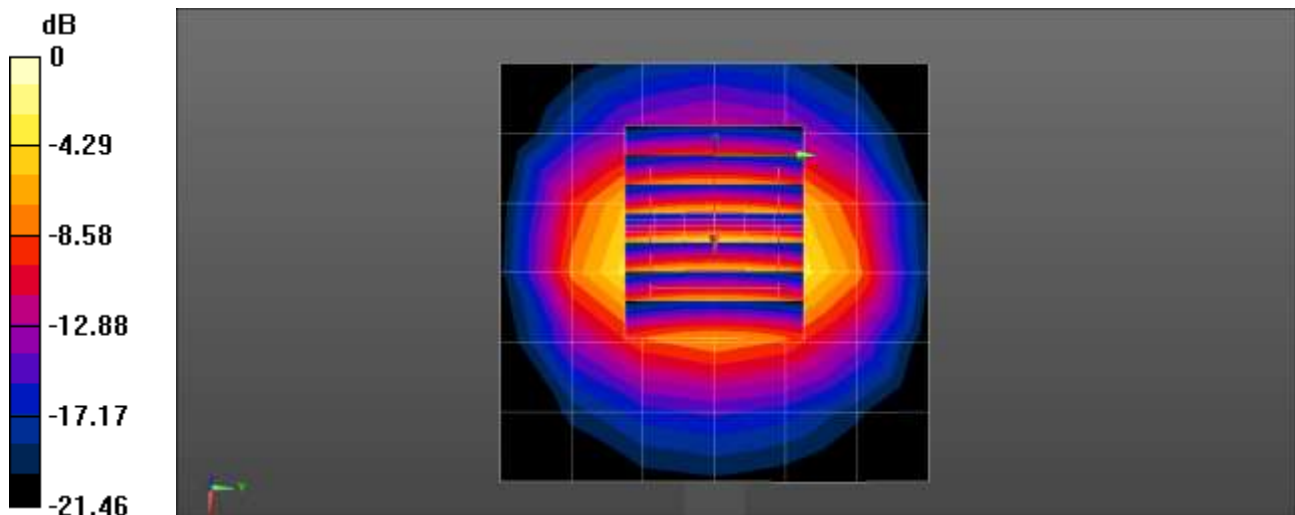
Communication System: UID 0, CW (0); Frequency: 2450 MHz; Duty Cycle: 1:1
Medium parameters used (interpolated): $f = 2450$ MHz; $\sigma = 1.845$ S/m; $\epsilon_r = 39.192$; $\rho = 1000$ kg/m³
Phantom section: Flat Section

DASY5 Configuration:

- Probe: EX3DV4 - SN7702; ConvF(8.08, 8.08, 8.08) @ 2450 MHz; Calibrated: 2023-01-26
- Sensor-Surface: 1.4mm (Mechanical Surface Detection)
- Electronics: DAE4 Sn652; Calibrated: 2023-01-20
- Phantom: Twin-SAM V4.0 (20deg probe tilt)_Left-Right; Type: QD 000 P40 CC; Serial: xxxx
- Measurement SW: DASY52, Version 52.10 (4); SEMCAD X Version 14.6.14 (7483)

2450MHz Head Verification/Area Scan (7x7x1): Measurement grid: dx=12mm, dy=12mm
Maximum value of SAR (measured) = 4.02 W/kg

2450MHz Head Verification/Zoom Scan (7x7x7)/Cube 0: Measurement grid: dx=5mm, dy=5mm, dz=5mm
Reference Value = 48.82 V/m; Power Drift = 0.02 dB
Peak SAR (extrapolated) = 5.64 W/kg
SAR(1 g) = 2.81 W/kg; SAR(10 g) = 1.33 W/kg
Maximum value of SAR (measured) = 4.64 W/kg



0 dB = 4.64 W/kg = 6.67 dBW/kg

■ **Verification Data (2 600 MHz Head)**

Test Laboratory: HCT CO., LTD
Input Power: 0.05 W
Liquid Temp: 20.1 °C
Test Date: 10/31/2023

DUT: Dipole 2600 MHz; Type: D2600V2; Serial: D2600V2

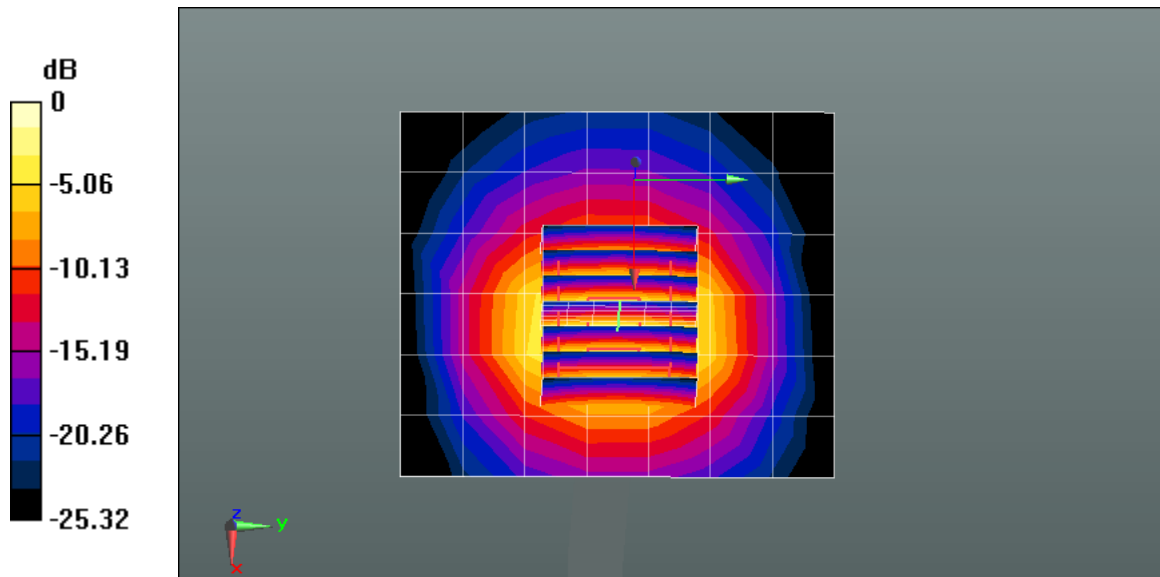
Communication System: UID 0, CW (0); Frequency: 2600 MHz; Duty Cycle: 1:1
Medium parameters used: $f = 2600$ MHz; $\sigma = 2.029$ S/m; $\epsilon_r = 38.057$; $\rho = 1000$ kg/m³
Phantom section: Flat Section

DASY5 Configuration:

- Probe: ES3DV3 - SN3076; ConvF(4.59, 4.59, 4.59) @ 2600 MHz; Calibrated: 2023-07-18
- Sensor-Surface: 3mm (Mechanical Surface Detection)
- Electronics: DAE4 Sn869; Calibrated: 2023-03-23
- Phantom: SAM with CRP v5.0_Right; Type: QD000P40CD; Serial: TP:xxxx
- Measurement SW: DASY52, Version 52.10 (4); SEMCAD X Version 14.6.14 (7501)

2600MHz Head Verification/Area Scan (7x8x1): Measurement grid: dx=12mm, dy=12mm
Maximum value of SAR (measured) = 2.81 W/kg

2600MHz Head Verification/Zoom Scan (7x7x7)/Cube 0: Measurement grid: dx=5mm, dy=5mm, dz=5mm
Reference Value = 37.47 V/m; Power Drift = -0.16 dB
Peak SAR (extrapolated) = 6.37 W/kg
SAR(1 g) = 2.82 W/kg; SAR(10 g) = 1.22 W/kg
Maximum value of SAR (measured) = 3.83 W/kg



0 dB = 3.83 W/kg = 5.83 dBW/kg

■ **Verification Data (2 600 MHz Head)**

Test Laboratory: HCT CO., LTD
Input Power: 0.05 W
Liquid Temp: 20.0 °C
Test Date: 11/03/2023

DUT: Dipole 2600 MHz; Type: D2600V2; Serial: D2600V2

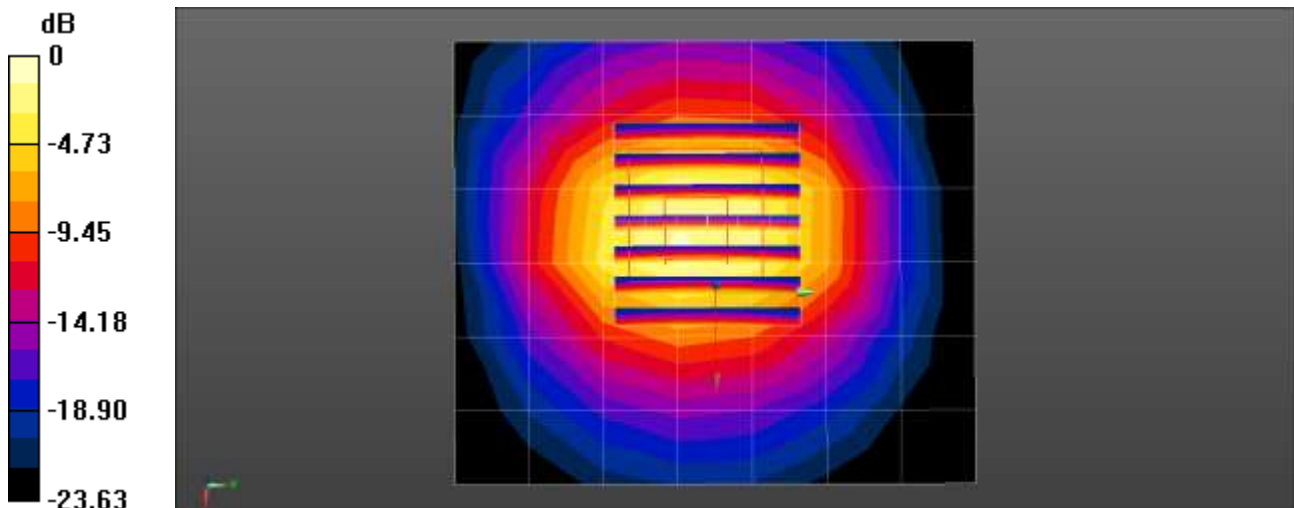
Communication System: UID 0, CW (0); Frequency: 2600 MHz; Duty Cycle: 1:1
Medium parameters used: $f = 2600$ MHz; $\sigma = 2.011$ S/m; $\epsilon_r = 39.044$; $\rho = 1000$ kg/m³
Phantom section: Flat Section

DASY5 Configuration:

- Probe: EX3DV4 - SN7370; ConvF(7.57, 7.57, 7.57) @ 2600 MHz; Calibrated: 2023-08-24
- Sensor-Surface: 1.4mm (Mechanical Surface Detection)
- Electronics: DAE4 Sn1225; Calibrated: 2023-03-06
- Phantom: Twin-SAM V8.0 (Right-Left); Type: QD 000 P41 Ax; Serial: xxxx
- Measurement SW: DASY52, Version 52.10 (4); SEMCAD X Version 14.6.14 (7483)

2600MHz Head Verification/Area Scan (7x8x1): Measurement grid: dx=12mm, dy=12mm
Maximum value of SAR (measured) = 3.52 W/kg

2600MHz Head Verification/Zoom Scan (7x7x7)/Cube 0: Measurement grid: dx=5mm, dy=5mm, dz=5mm
Reference Value = 42.83 V/m; Power Drift = 0.17 dB
Peak SAR (extrapolated) = 5.95 W/kg
SAR(1 g) = 2.61 W/kg; SAR(10 g) = 1.17 W/kg
Maximum value of SAR (measured) = 4.56 W/kg



0 dB = 4.56 W/kg = 6.59 dBW/kg

■ **Verification Data (2 600 MHz Head)**

Test Laboratory: HCT CO., LTD
Input Power: 0.05 W
Liquid Temp: 20.3 °C
Test Date: 11/06/2023

DUT: Dipole 2600 MHz; Type: D2600V2; Serial: D2600V2

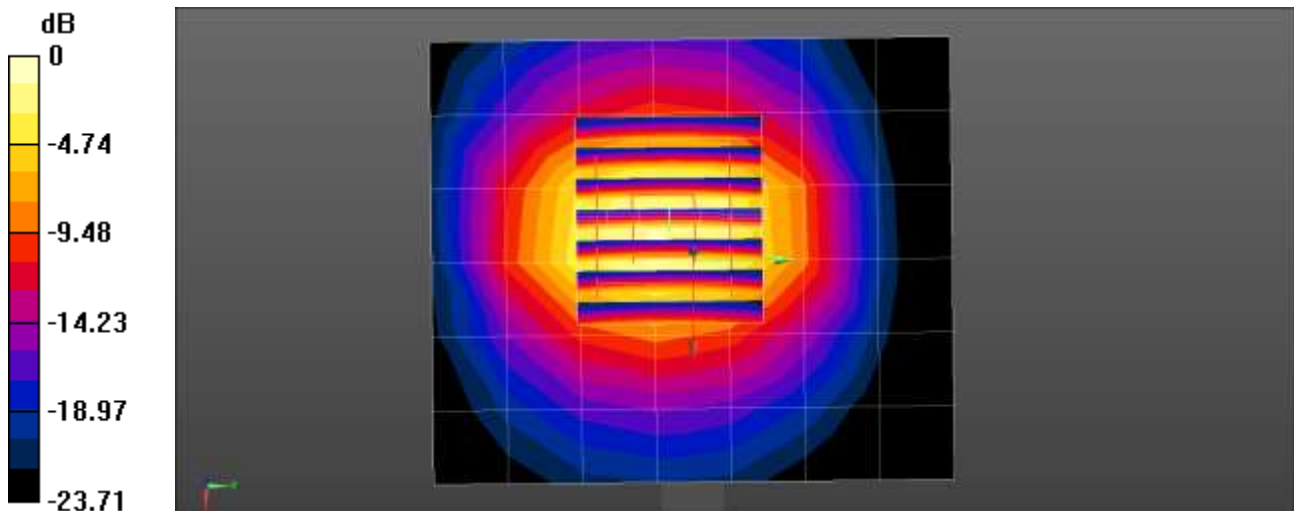
Communication System: UID 0, CW (0); Frequency: 2600 MHz; Duty Cycle: 1:1
Medium parameters used: $f = 2600$ MHz; $\sigma = 2.003$ S/m; $\epsilon_r = 38.849$; $\rho = 1000$ kg/m³
Phantom section: Flat Section

DASY5 Configuration:

- Probe: EX3DV4 - SN7370; ConvF(7.57, 7.57, 7.57) @ 2600 MHz; Calibrated: 2023-08-24
- Sensor-Surface: 1.4mm (Mechanical Surface Detection)
- Electronics: DAE4 Sn1225; Calibrated: 2023-03-06
- Phantom: Twin-SAM V8.0 (Right-Left); Type: QD 000 P41 Ax; Serial: xxxx
- Measurement SW: DASY52, Version 52.10 (4); SEMCAD X Version 14.6.14 (7483)

2600MHz Head Verification/Area Scan (7x8x1): Measurement grid: dx=12mm, dy=12mm
Maximum value of SAR (measured) = 3.74 W/kg

2600MHz Head Verification/Zoom Scan (7x7x7)/Cube 0: Measurement grid: dx=5mm, dy=5mm, dz=5mm
Reference Value = 43.13 V/m; Power Drift = 0.14 dB
Peak SAR (extrapolated) = 6.11 W/kg
SAR(1 g) = 2.73 W/kg; SAR(10 g) = 1.21 W/kg
Maximum value of SAR (measured) = 4.78 W/kg



0 dB = 4.78 W/kg = 6.79 dBW/kg

■ Verification Data (2 600 MHz Head)

Test Laboratory: HCT CO., LTD
Input Power: 0.05 W
Liquid Temp: 20.3 °C
Test Date: 11/07/2023

DUT: Dipole 2600 MHz; Type: D2600V2; Serial: D2600V2

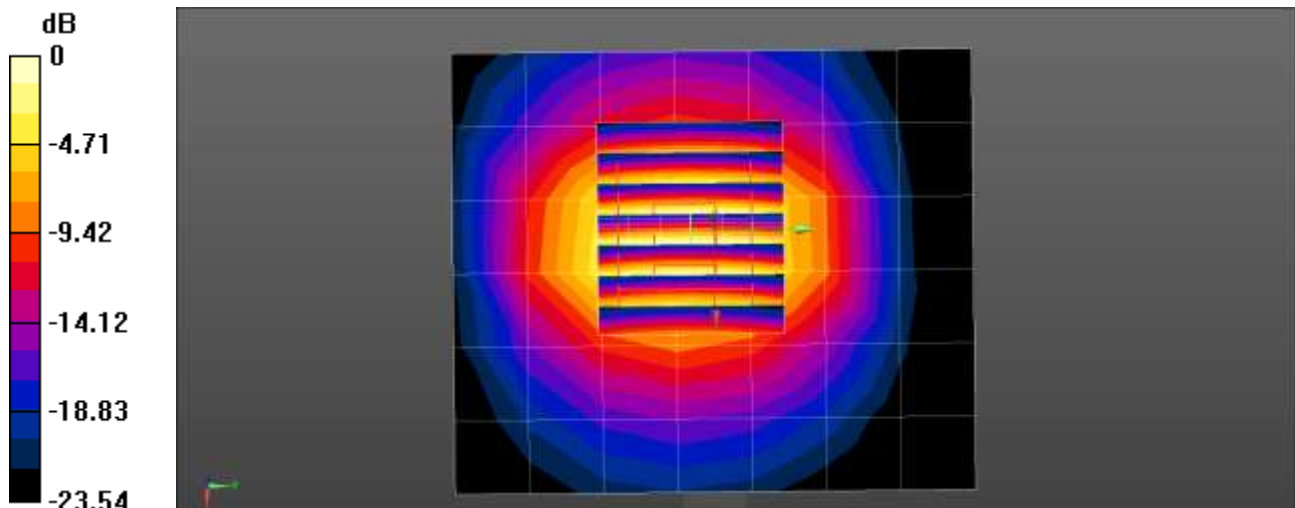
Communication System: UID 0, CW (0); Frequency: 2600 MHz; Duty Cycle: 1:1
Medium parameters used: $f = 2600$ MHz; $\sigma = 1.947$ S/m; $\epsilon_r = 39.351$; $\rho = 1000$ kg/m³
Phantom section: Flat Section

DASY5 Configuration:

- Probe: EX3DV4 - SN7370; ConvF(7.57, 7.57, 7.57) @ 2600 MHz; Calibrated: 2023-08-24
- Sensor-Surface: 1.4mm (Mechanical Surface Detection)
- Electronics: DAE4 Sn1225; Calibrated: 2023-03-06
- Phantom: Twin-SAM V8.0 (Right-Left); Type: QD 000 P41 Ax; Serial: xxxx
- Measurement SW: DASY52, Version 52.10 (4); SEMCAD X Version 14.6.14 (7483)

2600MHz Head Verification/Area Scan (7x8x1): Measurement grid: dx=12mm, dy=12mm
Maximum value of SAR (measured) = 3.63 W/kg

2600MHz Head Verification/Zoom Scan (7x7x7)/Cube 0: Measurement grid: dx=5mm, dy=5mm, dz=5mm
Reference Value = 42.85 V/m; Power Drift = 0.16 dB
Peak SAR (extrapolated) = 6.01 W/kg
SAR(1 g) = 2.66 W/kg; SAR(10 g) = 1.18 W/kg
Maximum value of SAR (measured) = 4.69 W/kg



0 dB = 4.69 W/kg = 6.71 dBW/kg

■ Verification Data (3 500 MHz Head)

Test Laboratory: HCT CO., LTD
Input Power: 0.05 W
Liquid Temp: 21.2 °C
Test Date: 11/02/2023

DUT: Dipole 3500 MHz; Type: D3500V2; Serial: D3500V2

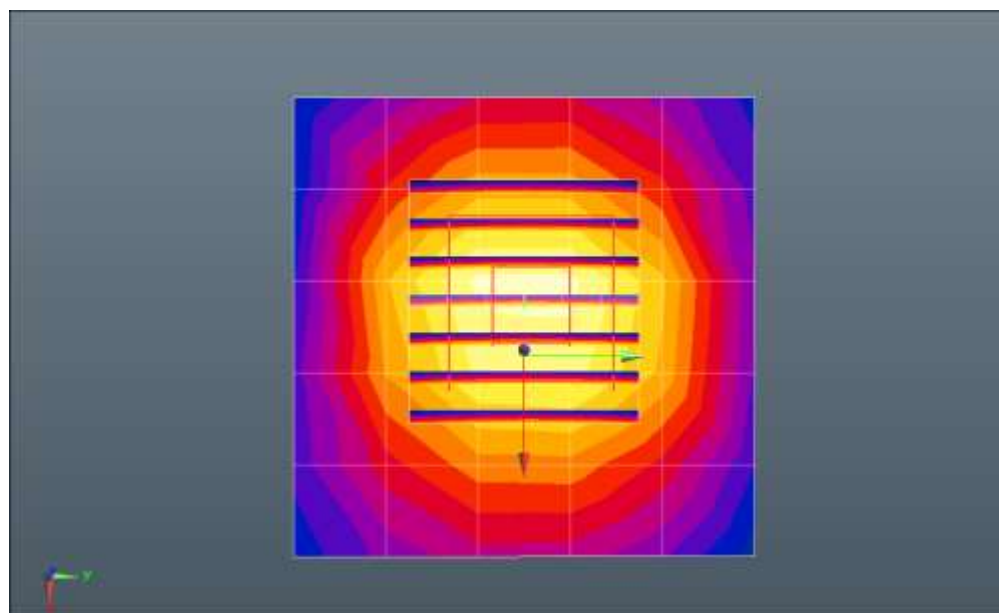
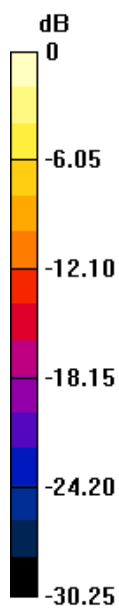
Communication System: UID 0, CW (0); Frequency: 3500 MHz; Duty Cycle: 1:1
Medium parameters used: $f = 3500$ MHz; $\sigma = 2.938$ S/m; $\epsilon_r = 38.715$; $\rho = 1000$ kg/m³
Phantom section: Flat Section

DASY5 Configuration:

- Probe: EX3DV4 - SN7732; ConvF(7.54, 7.54, 7.54) @ 3500 MHz; Calibrated: 2023-06-20
- Sensor-Surface: 1.4mm (Mechanical Surface Detection)
- Electronics: DAE4 Sn1687; Calibrated: 2023-07-18
- Phantom: SAM with CRP v5.0(Front); Type: QD000P40CD; Serial: TP:xxxx
- Measurement SW: DASY52, Version 52.10 (4); SEMCAD X Version 14.6.14 (7483)

3500MHz Head Verification/Area Scan (6x6x1): Measurement grid: dx=12mm, dy=12mm
Maximum value of SAR (measured) = 4.47 W/kg

3500MHz Head Verification/Zoom Scan (7x7x8)/Cube 0: Measurement grid: dx=5mm, dy=5mm, dz=4mm
Reference Value = 47.04 V/m; Power Drift = 0.13 dB
Peak SAR (extrapolated) = 8.20 W/kg
SAR(1 g) = 3.23 W/kg; SAR(10 g) = 1.26 W/kg
Maximum value of SAR (measured) = 6.16 W/kg



0 dB = 6.16 W/kg = 7.90 dBW/kg

■ Verification Data (3 700 MHz Head)

Test Laboratory: HCT CO., LTD
Input Power: 0.05 W
Liquid Temp: 21.2 °C
Test Date: 11/02/2023

DUT: Dipole 3700 MHz; Type: D3700V2; Serial: D3700V2

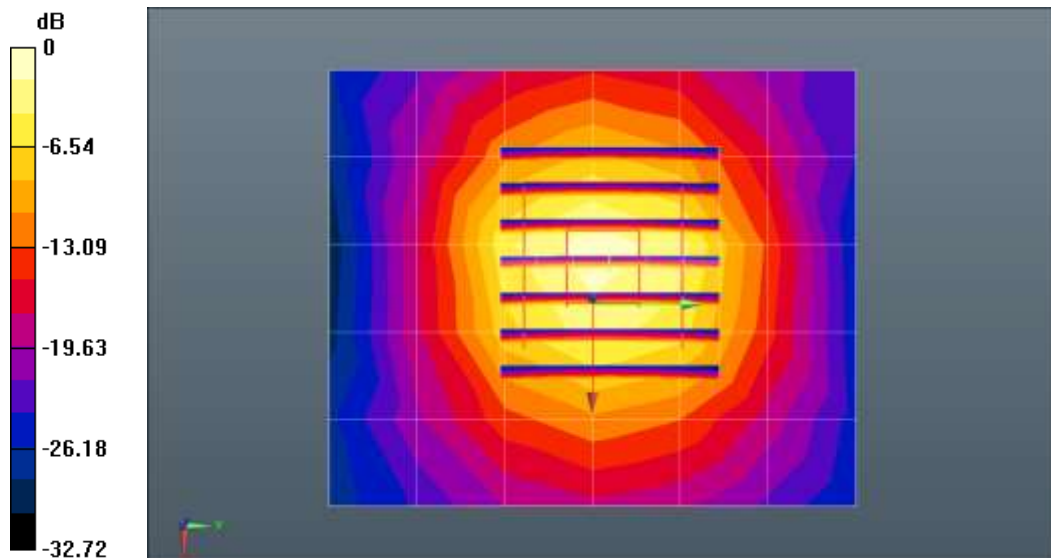
Communication System: UID 0, CW (0); Frequency: 3700 MHz; Duty Cycle: 1:1
Medium parameters used: $f = 3700$ MHz; $\sigma = 3.113$ S/m; $\epsilon_r = 38.486$; $\rho = 1000$ kg/m³
Phantom section: Flat Section

DASY5 Configuration:

- Probe: EX3DV4 - SN7732; ConvF(7.44, 7.44, 7.44) @ 3700 MHz; Calibrated: 2023-06-20
- Sensor-Surface: 1.4mm (Mechanical Surface Detection)
- Electronics: DAE4 Sn1687; Calibrated: 2023-07-18
- Phantom: SAM with CRP v5.0(Front); Type: QD000P40CD; Serial: TP:xxxx
- Measurement SW: DASY52, Version 52.10 (4); SEMCAD X Version 14.6.14 (7483)

3700MHz Head Verification/Area Scan (6x7x1): Measurement grid: dx=12mm, dy=12mm
Maximum value of SAR (measured) = 5.56 W/kg

3700MHz Head Verification/Zoom Scan (7x7x8)/Cube 0: Measurement grid: dx=5mm, dy=5mm, dz=4mm
Reference Value = 44.31 V/m; Power Drift = 0.15 dB
Peak SAR (extrapolated) = 8.80 W/kg
SAR(1 g) = 3.29 W/kg; SAR(10 g) = 1.23 W/kg
Maximum value of SAR (measured) = 6.50 W/kg



0 dB = 6.50 W/kg = 8.13 dBW/kg

■ Verification Data (3 900 MHz Head)

Test Laboratory: HCT CO., LTD
Input Power: 0.05 W
Liquid Temp: 21.2 °C
Test Date: 11/02/2023

DUT: Dipole 3900 MHz; Type: D3900V2; Serial: D3900V2

Communication System: UID 0, CW (0); Frequency: 3900 MHz; Duty Cycle: 1:1
Medium parameters used: $f = 3900$ MHz; $\sigma = 3.259$ S/m; $\epsilon_r = 38.27$; $\rho = 1000$ kg/m³
Phantom section: Flat Section

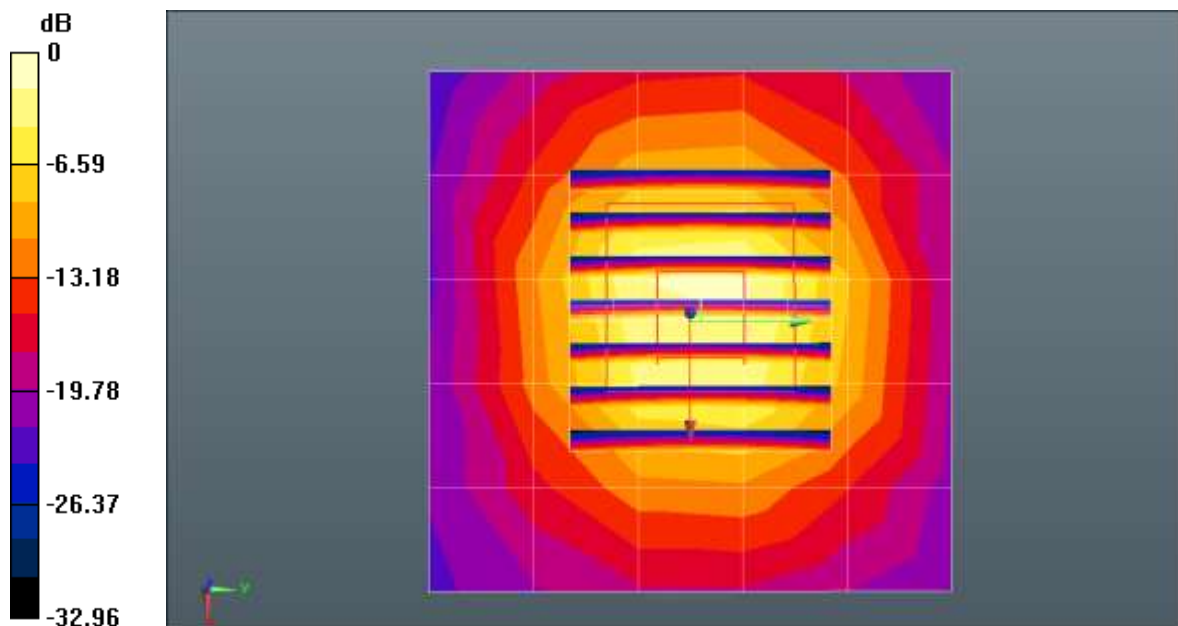
DASY5 Configuration:

- Probe: EX3DV4 - SN7732; ConvF(7, 7, 7) @ 3900 MHz; Calibrated: 2023-06-20
- Sensor-Surface: 1.4mm (Mechanical Surface Detection)
- Electronics: DAE4 Sn1687; Calibrated: 2023-07-18
- Phantom: SAM with CRP v5.0(Front); Type: QD000P40CD; Serial: TP:xxxx
- Measurement SW: DASY52, Version 52.10 (4); SEMCAD X Version 14.6.14 (7483)

3900MHz Head Verification/Area Scan (6x6x1): Measurement grid: dx=12mm, dy=12mm
Maximum value of SAR (measured) = 4.64 W/kg

3900MHz Head Verification/Zoom Scan (7x7x8)/Cube 0: Measurement grid: dx=5mm, dy=5mm, dz=4mm
Reference Value = 48.26 V/m; Power Drift = 0.07 dB
Peak SAR (extrapolated) = 8.88 W/kg

SAR(1 g) = 3.3 W/kg; SAR(10 g) = 1.19 W/kg
Maximum value of SAR (measured) = 6.65 W/kg



0 dB = 6.65 W/kg = 8.23 dBW/kg

■ Verification Data (3 500 MHz Head)

Test Laboratory: HCT CO., LTD
 Input Power: 0.05 W
 Liquid Temp: 20.3 °C
 Test Date: 11/08/2023

Measurement Report for Device, , , CW, Channel 0 (3500.0 MHz)

Exposure Conditions

Phantom Section, TSL	Position, Test Distance [mm]	Band	Group, UID	Frequency [MHz], Channel Number	Conversion Factor	TSL Conductivity [S/m]	TSL Permittivity
Flat, HSL	,		CW, 0--	3500.0, 0	6.87	2.92	38.2

Hardware Setup

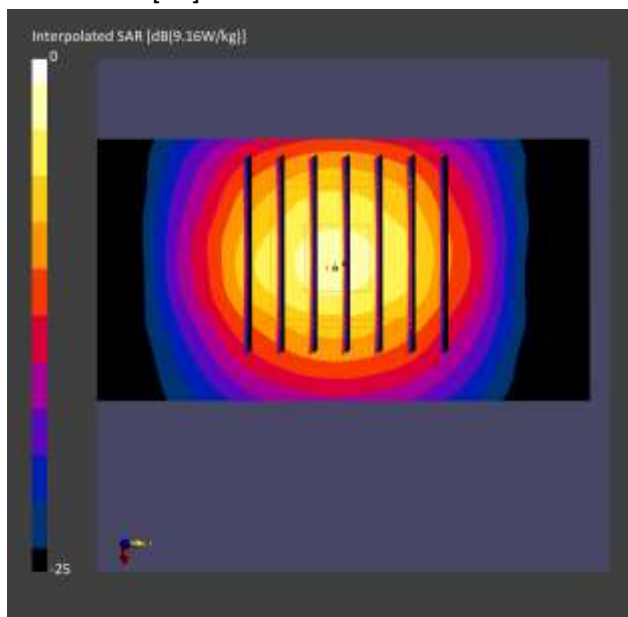
Phantom	Probe, Calibration Date	DAE, Calibration Date
Twin-SAM V8.0 (30deg probe tilt) - 2050	EX3DV4 - SN7751, 2023-10-06	DAE4 Sn648, 2023-04-25

Scans Setup

	Area Scan	Zoom Scan
Grid Extents [mm]	40.0 x 80.0	28.0 x 28.0 x 28.0
Grid Steps [mm]	10.0 x 10.0	5.0 x 5.0 x 1.4
Sensor Surface [mm]	3.0	1.4

Measurement Results

	Area Scan	Zoom Scan
psSAR1g [W/Kg]	3.24	3.28
psSAR10g [W/Kg]	1.25	1.22
Power Drift [dB]	-0.01	-0.03



■ **Verification Data (3 500 MHz Head)**

Test Laboratory: HCT CO., LTD
 Input Power: 0.05 W
 Liquid Temp: 22.4 °C
 Test Date: 11/09/2023

Measurement Report for Device, , , CW, Channel 0 (3500.0 MHz)

Exposure Conditions

Phantom Section, TSL	Position, Test Distance [mm]	Band	Group, UID	Frequency [MHz], Channel Number	Conversion Factor	TSL Conductivity [S/m]	TSL Permittivity
Flat, HSL	,		CW, 0--	3500.0, 0	6.87	2.93	38.3

Hardware Setup

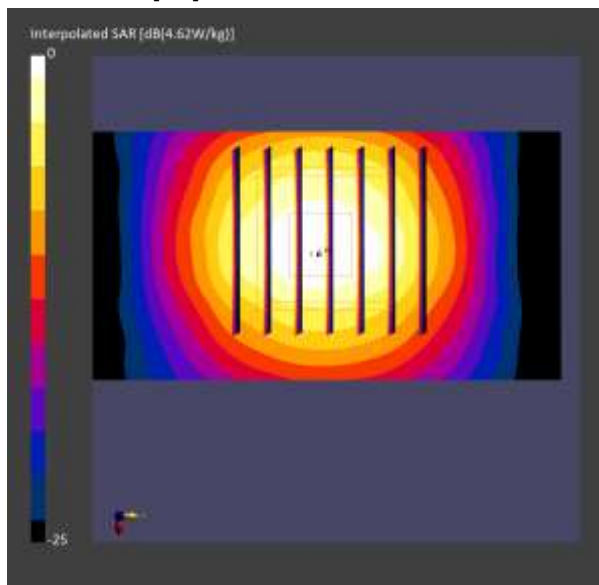
Phantom	Probe, Calibration Date	DAE, Calibration Date
Twin-SAM V8.0 (30deg probe tilt) - 2050	EX3DV4 - SN7751, 2023-10-06	DAE4 Sn648, 2023-04-25

Scans Setup

	Area Scan	Zoom Scan
Grid Extents [mm]	40.0 x 80.0	28.0 x 28.0 x 28.0
Grid Steps [mm]	10.0 x 10.0	5.0 x 5.0 x 1.4
Sensor Surface [mm]	3.0	1.4

Measurement Results

	Area Scan	Zoom Scan
psSAR1g [W/Kg]	3.30	3.34
psSAR10g [W/Kg]	1.27	1.24
Power Drift [dB]	0.01	-0.02



■ **Verification Data (3 700 MHz Head)**

Test Laboratory: HCT CO., LTD
Input Power: 0.05 W
Liquid Temp: 20.3 °C
Test Date: 11/08/2023

Measurement Report for Device, , , CW, Channel 0 (3700.0 MHz)

Exposure Conditions

Phantom Section, TSL	Position, Test Distance [mm]	Band	Group, UID	Frequency [MHz], Channel Number	Conversion Factor	TSL Conductivity [S/m]	TSL Permittivity
Flat, HSL	,		CW, 0--	3700.0, 0	6.47	3.09	38.0

Hardware Setup

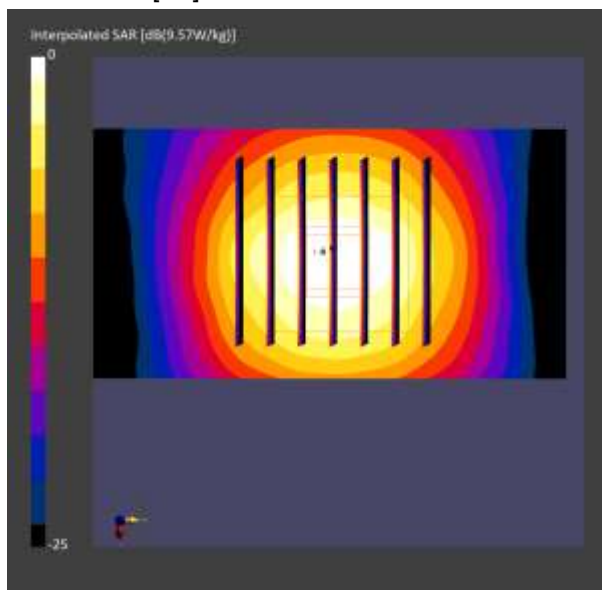
Phantom	Probe, Calibration Date	DAE, Calibration Date
Twin-SAM V8.0 (30deg probe tilt) - 2050	EX3DV4 - SN7751, 2023-10-06	DAE4 Sn648, 2023-04-25

Scans Setup

	Area Scan	Zoom Scan
Grid Extents [mm]	40.0 x 80.0	28.0 x 28.0 x 28.0
Grid Steps [mm]	10.0 x 10.0	5.0 x 5.0 x 1.4
Sensor Surface [mm]	3.0	1.4

Measurement Results

	Area Scan	Zoom Scan
psSAR1g [W/Kg]	3.19	3.32
psSAR10g [W/Kg]	1.21	1.21
Power Drift [dB]	0.01	0.01



■ **Verification Data (3 700 MHz Head)**

Test Laboratory: HCT CO., LTD
Input Power: 0.05 W
Liquid Temp: 22.4 °C
Test Date: 11/09/2023

Measurement Report for Device, , , CW, Channel 0 (3700.0 MHz)

Exposure Conditions

Phantom Section, TSL	Position, Test Distance [mm]	Band	Group, UID	Frequency [MHz], Channel Number	Conversion Factor	TSL Conductivity [S/m]	TSL Permittivity
Flat, HSL	,		CW, 0--	3700.0, 0	6.47	3.10	38.0

Hardware Setup

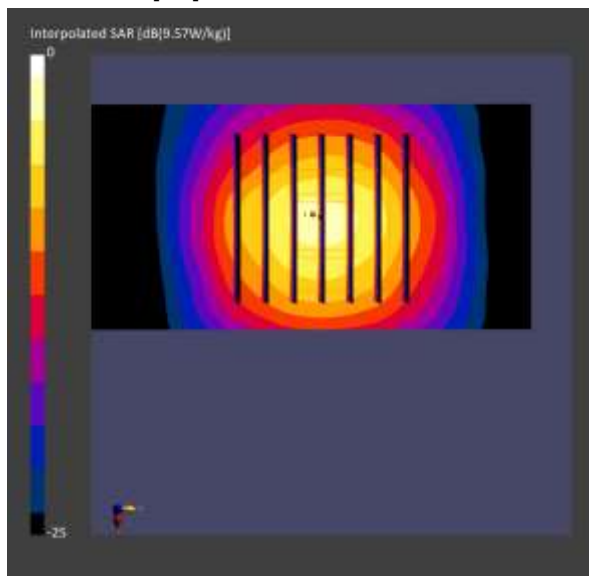
Phantom	Probe, Calibration Date	DAE, Calibration Date
Twin-SAM V8.0 (30deg probe tilt) - 2050	EX3DV4 - SN7751, 2023-10-06	DAE4 Sn648, 2023-04-25

Scans Setup

	Area Scan	Zoom Scan
Grid Extents [mm]	40.0 x 80.0	28.0 x 28.0 x 28.0
Grid Steps [mm]	10.0 x 10.0	5.0 x 5.0 x 1.4
Sensor Surface [mm]	3.0	1.4

Measurement Results

	Area Scan	Zoom Scan
psSAR1g [W/Kg]	3.20	3.32
psSAR10g [W/Kg]	1.21	1.21
Power Drift [dB]	0.01	0.01



■ **Verification Data (3 900 MHz Head)**

Test Laboratory: HCT CO., LTD
 Input Power: 0.05 W
 Liquid Temp: 20.3 °C
 Test Date: 11/08/2023

Measurement Report for Device, , , CW, Channel 0 (3900.0 MHz)

Exposure Conditions

Phantom Section, TSL	Position, Test Distance [mm]	Band	Group, UID	Frequency [MHz], Channel Number	Conversion Factor	TSL Conductivity [S/m]	TSL Permittivity
Flat, HSL	,		CW, 0--	3900.0, 0	6.02	3.24	37.7

Hardware Setup

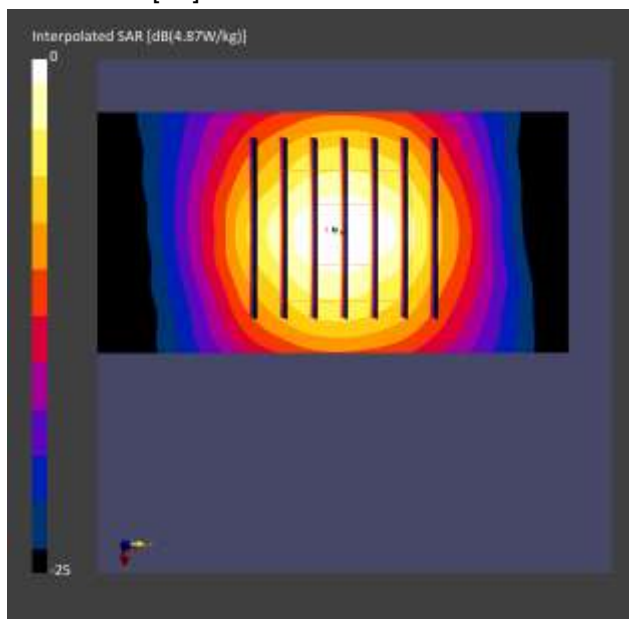
Phantom	Probe, Calibration Date	DAE, Calibration Date
Twin-SAM V8.0 (30deg probe tilt) - 2050	EX3DV4 - SN7751, 2023-10-06	DAE4 Sn648, 2023-04-25

Scans Setup

	Area Scan	Zoom Scan
Grid Extents [mm]	40.0 x 80.0	28.0 x 28.0 x 28.0
Grid Steps [mm]	10.0 x 10.0	5.0 x 5.0 x 1.4
Sensor Surface [mm]	3.0	1.4

Measurement Results

	Area Scan	Zoom Scan
psSAR1g [W/Kg]	3.37	3.39
psSAR10g [W/Kg]	1.19	1.19
Power Drift [dB]	0.00	0.02



■ **Verification Data (3 900 MHz Head)**

Test Laboratory: HCT CO., LTD
 Input Power: 0.05 W
 Liquid Temp: 22.4 °C
 Test Date: 11/09/2023

Measurement Report for Device, , , CW, Channel 0 (3900.0 MHz)

Device Under Test Properties

Model, Manufacturer	Dimensions [mm]	IMEI	DUT Type
Device,	n/a x n/a x n/a		Phone

Exposure Conditions

Phantom Section, TSL	Position, Test Distance [mm]	Band	Group, UID	Frequency [MHz], Channel Number	Conversion Factor	TSL Conductivity [S/m]	TSL Permittivity
Flat, HSL	,		CW, 0--	3900.0, 0	6.02	3.24	37.8

Hardware Setup


Phantom	Probe, Calibration Date	DAE, Calibration Date
Twin-SAM V8.0 (30deg probe tilt) - 2050	EX3DV4 - SN7751, 2023-10-06	DAE4 Sn648, 2023-04-25

Scans Setup

	Area Scan	Zoom Scan
Grid Extents [mm]	40.0 x 80.0	28.0 x 28.0 x 28.0
Grid Steps [mm]	10.0 x 10.0	5.0 x 5.0 x 1.4
Sensor Surface [mm]	3.0	1.4

Measurement Results

	Area Scan	Zoom Scan
psSAR1g [W/Kg]	3.39	3.39
psSAR10g [W/Kg]	1.19	1.19
Power Drift [dB]	-0.01	-0.01



■ Verification Data (5 250 MHz Head)

Test Laboratory: HCT CO., LTD
Input Power: 0.05 W
Liquid Temp: 23.6 °C
Test Date: 11/08/2023

DUT: D5GHzV2 - SN1253; Type: D5GHzV2; Serial: 1317

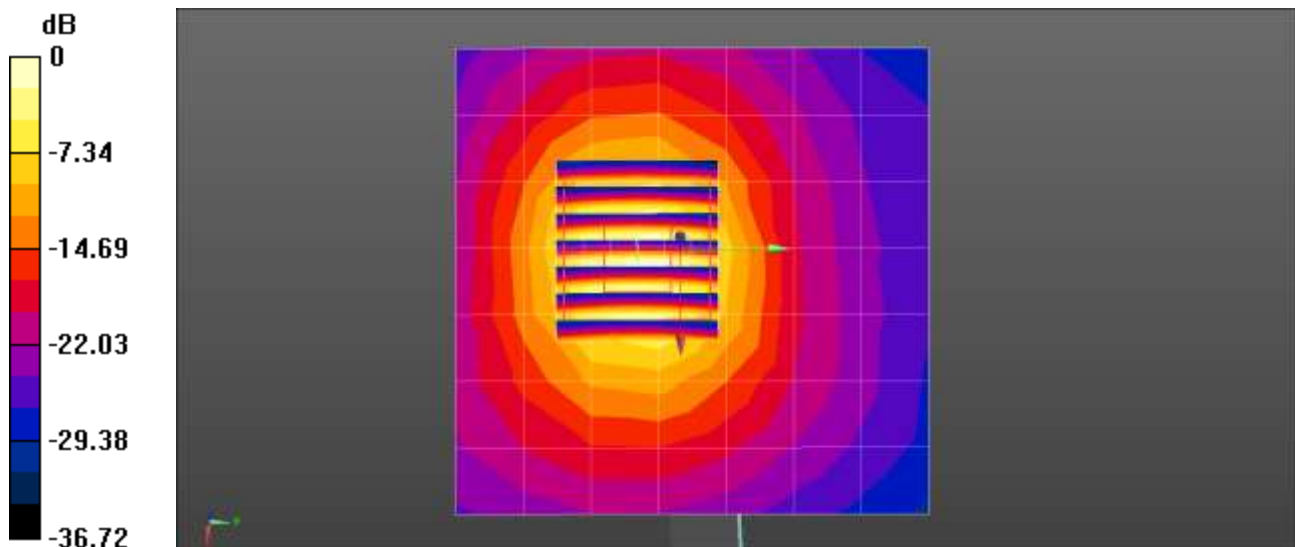
Communication System: UID 0, CW (0); Frequency: 5250 MHz; Duty Cycle: 1:1
Medium parameters used: $f = 5250$ MHz; $\sigma = 4.602$ S/m; $\epsilon_r = 36.792$; $\rho = 1000$ kg/m³
Phantom section: Flat Section

DASY5 Configuration:

- Probe: EX3DV4 - SN3797; ConvF(5.08, 4.78, 5.04) @ 5250 MHz; Calibrated: 2023-01-24
- Sensor-Surface: 1.4mm (Mechanical Surface Detection)
- Electronics: DAE4 Sn504; Calibrated: 2023-01-10
- Phantom: Twin-SAM V8.0 (20deg probe tilt); Type: QD 000 P41 Ax; Serial: xxxx
- Measurement SW: DASY52, Version 52.10 (3); SEMCAD X Version 14.6.13 (7474)

5250MHz Head Verification/Area Scan (8x8x1): Measurement grid: dx=10mm, dy=10mm
Maximum value of SAR (measured) = 7.63 W/kg

5250MHz Head Verification/Zoom Scan (7x7x7)/Cube 0: Measurement grid: dx=4mm, dy=4mm, dz=1.4mm
Reference Value = 32.80 V/m; Power Drift = 0.08 dB
Peak SAR (extrapolated) = 16.3 W/kg
SAR(1 g) = 3.75 W/kg; SAR(10 g) = 1.06 W/kg
Maximum value of SAR (measured) = 9.51 W/kg



0 dB = 9.51 W/kg = 9.78 dBW/kg

■ Verification Data (5 600 MHz Head)

Test Laboratory: HCT CO., LTD
Input Power: 0.05 W
Liquid Temp: 24.0 °C
Test Date: 11/09/2023

DUT: D5GHzV2 - SN1253; Type: D5GHzV2; Serial: SN1317

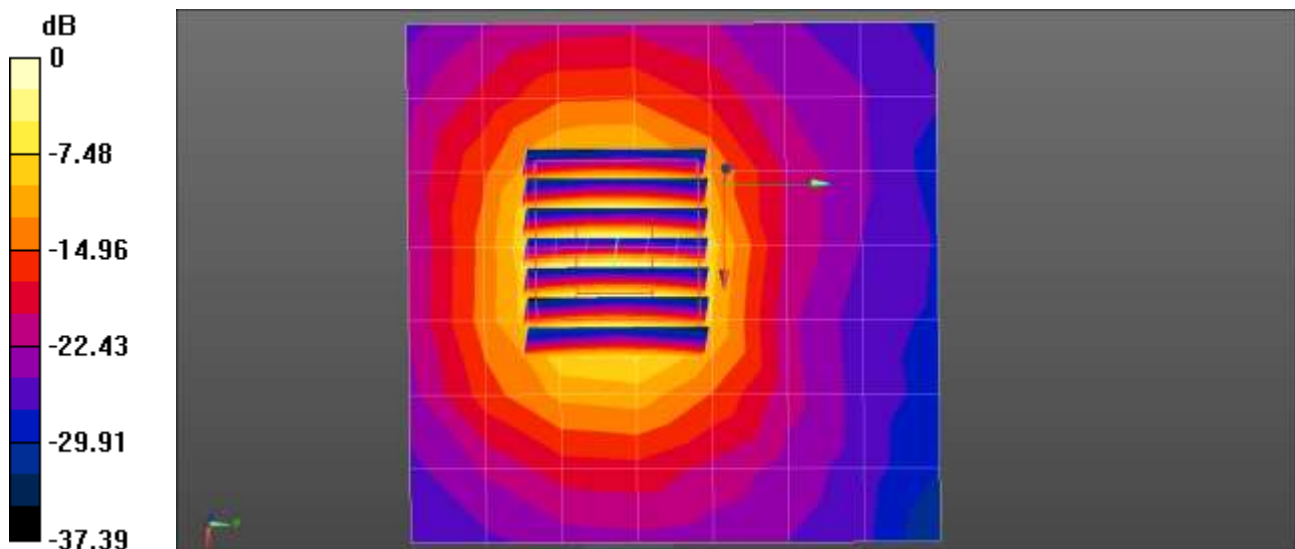
Communication System: UID 0, CW (0); Frequency: 5600 MHz; Duty Cycle: 1:1
Medium parameters used: $f = 5600$ MHz; $\sigma = 4.914$ S/m; $\epsilon_r = 36.464$; $\rho = 1000$ kg/m³
Phantom section: Flat Section

DASY5 Configuration:

- Probe: EX3DV4 - SN3797; ConvF(4.37, 4.3, 4.48) @ 5600 MHz; Calibrated: 2023-01-24
- Sensor-Surface: 1.4mm (Mechanical Surface Detection)
- Electronics: DAE4 Sn504; Calibrated: 2023-01-10
- Phantom: Twin-SAM V8.0 (20deg probe tilt); Type: QD 000 P41 Ax; Serial: xxxx
- Measurement SW: DASY52, Version 52.10 (3); SEMCAD X Version 14.6.13 (7474)

5600MHz Head Verification/Area Scan (8x8x1): Measurement grid: dx=10mm, dy=10mm
Maximum value of SAR (measured) = 8.05 W/kg

5600MHz Head Verification/Zoom Scan (7x7x7)/Cube 0: Measurement grid: dx=4mm, dy=4mm, dz=1.4mm
Reference Value = 33.56 V/m; Power Drift = 0.13 dB
Peak SAR (extrapolated) = 17.1 W/kg
SAR(1 g) = 3.8 W/kg; SAR(10 g) = 1.07 W/kg
Maximum value of SAR (measured) = 9.98 W/kg



0 dB = 9.98 W/kg = 9.99 dBW/kg

■ **Verification Data (5 750 MHz Head)**

Test Laboratory: HCT CO., LTD
Input Power: 0.05 W
Liquid Temp: 23.0 °C
Test Date: 11/10/2023

DUT: D5GHzV2 - SN1253; Type: D5GHzV2; Serial: SN1317

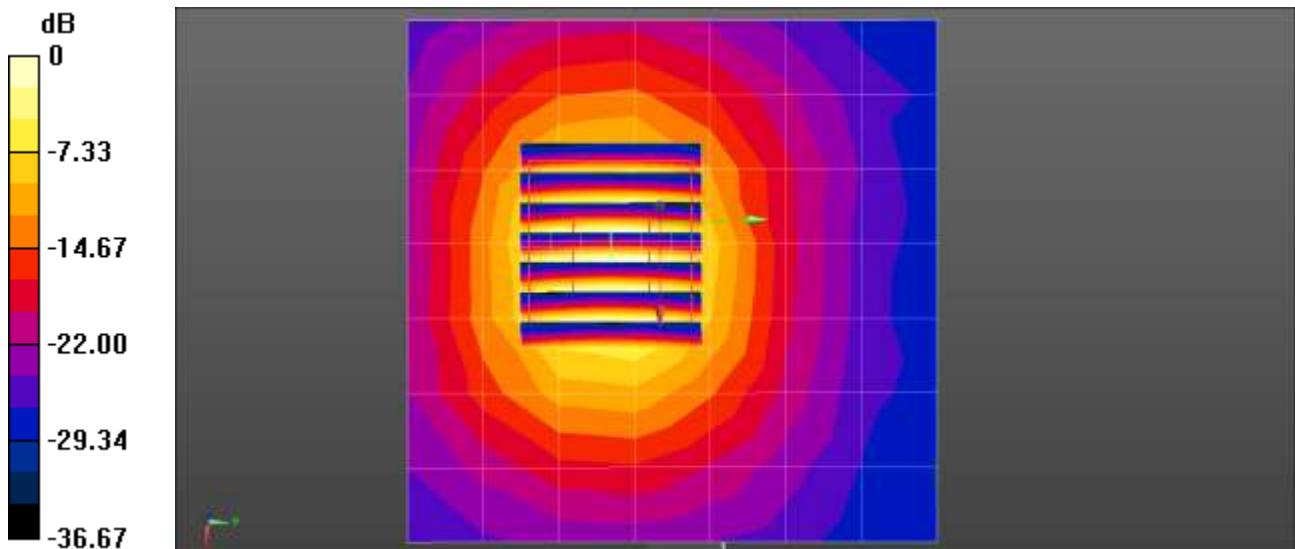
Communication System: UID 0, CW (0); Frequency: 5750 MHz; Duty Cycle: 1:1
Medium parameters used: $f = 5750$ MHz; $\sigma = 5.118$ S/m; $\epsilon_r = 36.294$; $\rho = 1000$ kg/m³
Phantom section: Flat Section

DASY5 Configuration:

- Probe: EX3DV4 - SN3797; ConvF(4.53, 4.29, 4.52) @ 5750 MHz; Calibrated: 2023-01-24
- Sensor-Surface: 1.4mm (Mechanical Surface Detection)
- Electronics: DAE4 Sn504; Calibrated: 2023-01-10
- Phantom: Twin-SAM V8.0 (20deg probe tilt); Type: QD 000 P41 Ax; Serial: xxxx
- Measurement SW: DASY52, Version 52.10 (3); SEMCAD X Version 14.6.13 (7474)

5750MHz Head Verification/Area Scan (8x8x1): Measurement grid: dx=10mm, dy=10mm
Maximum value of SAR (measured) = 7.62 W/kg

5750MHz Head Verification/Zoom Scan (7x7x7)/Cube 0: Measurement grid: dx=4mm, dy=4mm, dz=1.4mm
Reference Value = 32.10 V/m; Power Drift = 0.13 dB
Peak SAR (extrapolated) = 16.2 W/kg
SAR(1 g) = 3.6 W/kg; SAR(10 g) = 1.02 W/kg
Maximum value of SAR (measured) = 9.32 W/kg



0 dB = 9.32 W/kg = 9.69 dBW/kg

■ Verification Data (5 600 MHz Head)

Test Laboratory: HCT CO., LTD
Input Power: 0.05 W
Liquid Temp: 20.2 °C
Test Date: 11/08/2023

DUT: Dipole D5GHzV2; Type: D5GHzV2; Serial: D5GHzV2

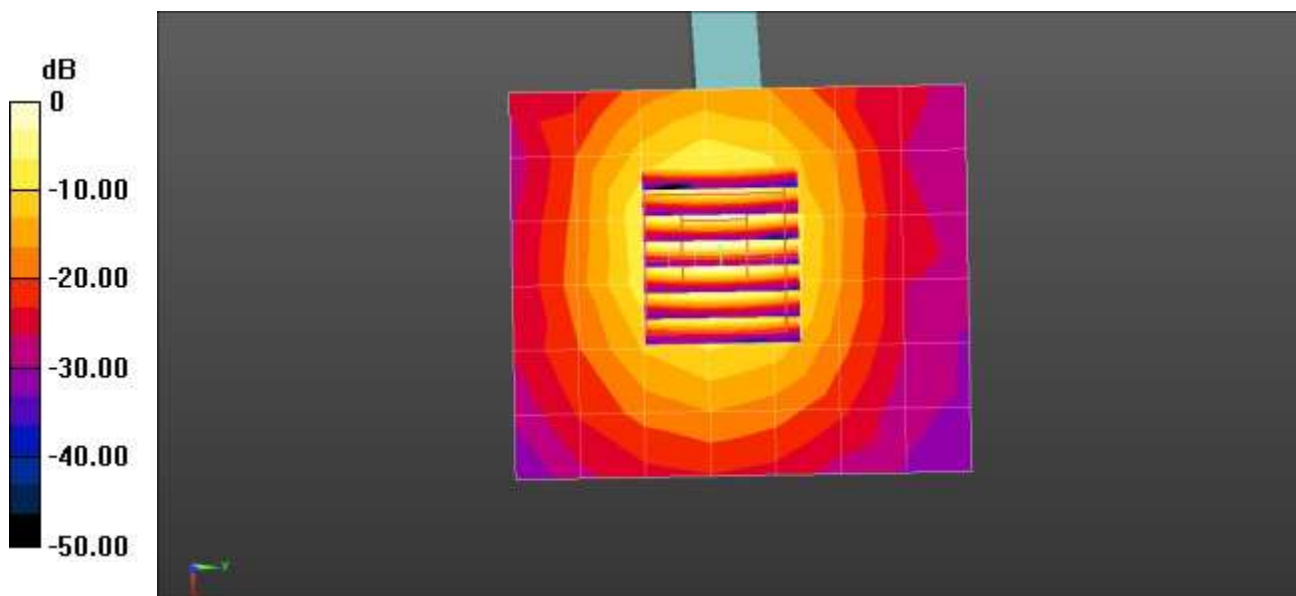
Communication System: UID 0, CW (0); Frequency: 5600 MHz; Duty Cycle: 1:1
Medium parameters used: $f = 5600$ MHz; $\sigma = 4.886$ S/m; $\epsilon_r = 35.446$; $\rho = 1000$ kg/m³
Phantom section: Flat Section

DASY5 Configuration:

- Probe: EX3DV4 - SN7370; ConvF(4.63, 4.63, 4.63) @ 5600 MHz; Calibrated: 2023-08-24
- Sensor-Surface: 1.4mm (Mechanical Surface Detection)
- Electronics: DAE4 Sn1225; Calibrated: 2023-03-06
- Phantom: Twin-SAM V8.0 (Right-Left); Type: QD 000 P41 Ax; Serial: xxxx
- Measurement SW: DASY52, Version 52.10 (4); SEMCAD X Version 14.6.14 (7483)

5600MHz Head Verification/Area Scan (7x8x1): Measurement grid: dx=10mm, dy=10mm
Maximum value of SAR (measured) = 8.77 W/kg

5600MHz Head Verification/Zoom Scan (7x7x7)/Cube 0: Measurement grid: dx=4mm, dy=4mm, dz=1.4mm
Reference Value = 39.13 V/m; Power Drift = 0.17 dB
Peak SAR (extrapolated) = 19.1 W/kg
SAR(1 g) = 4.28 W/kg; SAR(10 g) = 1.22 W/kg
Maximum value of SAR (measured) = 11.2 W/kg



0 dB = 11.2 W/kg = 10.49 dBW/kg

■ Verification Data (5 750 MHz Head)

Test Laboratory: HCT CO., LTD
Input Power: 0.05 W
Liquid Temp: 20.2 °C
Test Date: 11/08/2023

DUT: Dipole D5GHzV2; Type: D5GHzV2; Serial: D5GHzV2

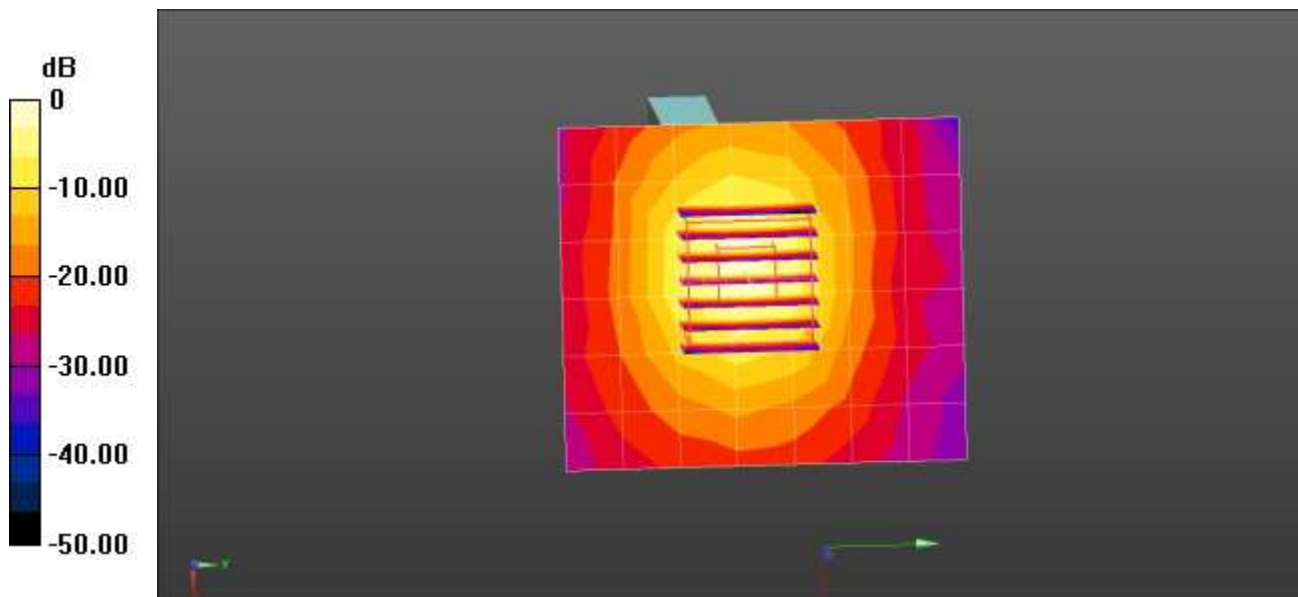
Communication System: UID 0, CW (0); Frequency: 5750 MHz; Duty Cycle: 1:1
Medium parameters used: $f = 5750$ MHz; $\sigma = 5.091$ S/m; $\epsilon_r = 35.248$; $\rho = 1000$ kg/m³
Phantom section: Flat Section

DASY5 Configuration:

- Probe: EX3DV4 - SN7370; ConvF(4.81, 4.81, 4.81) @ 5750 MHz; Calibrated: 2023-08-24
- Sensor-Surface: 1.4mm (Mechanical Surface Detection)
- Electronics: DAE4 Sn1225; Calibrated: 2023-03-06
- Phantom: Twin-SAM V8.0 (Right-Left); Type: QD 000 P41 Ax; Serial: xxxx
- Measurement SW: DASY52, Version 52.10 (4); SEMCAD X Version 14.6.14 (7483)

5750MHz Head Verification/Area Scan (7x8x1): Measurement grid: dx=10mm, dy=10mm
Maximum value of SAR (measured) = 8.10 W/kg

5750MHz Head Verification/Zoom Scan (7x7x7)/Cube 0: Measurement grid: dx=4mm, dy=4mm, dz=1.4mm
Reference Value = 42.31 V/m; Power Drift = 0.06 dB
Peak SAR (extrapolated) = 18.4 W/kg
SAR(1 g) = 4.01 W/kg; SAR(10 g) = 1.14 W/kg
Maximum value of SAR (measured) = 10.6 W/kg



0 dB = 10.6 W/kg = 10.25 dBW/kg

■ Verification Data (13 MHz Head) Phablet SAR

Test Laboratory: HCT CO., LTD
Input Power: 0.05 W
Liquid Temp: 21.3 °C
Test Date: 10/23/2023

DUT: CLA-13; Type: CLA-13; Serial: 1016

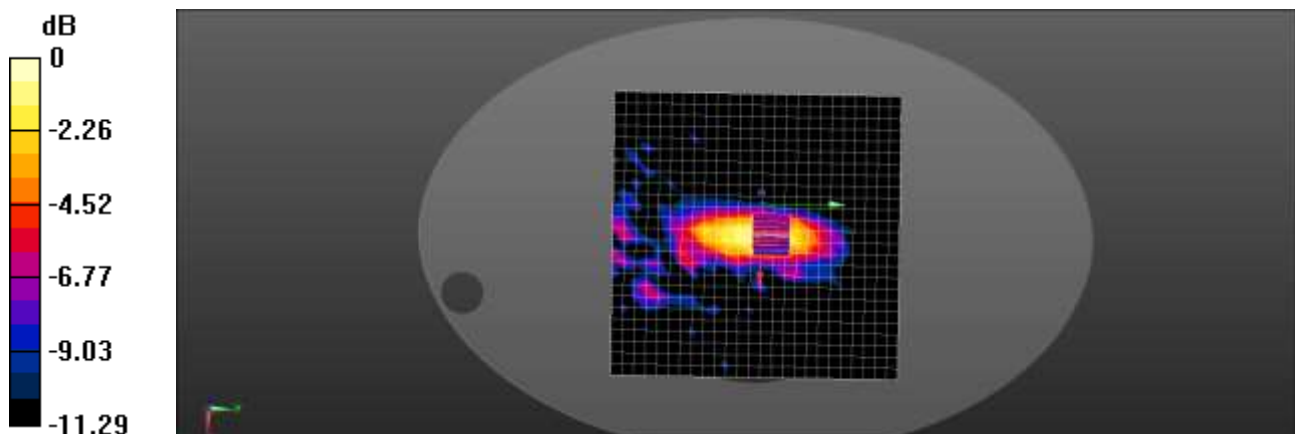
Communication System: UID 0, NFC (0); Frequency: 13 MHz; Duty Cycle: 1:1
Medium parameters used: $f = 13$ MHz; $\sigma = 0.724$ S/m; $\epsilon_r = 54.401$; $\rho = 1000$ kg/m³
Phantom section: Flat Section

DASY5 Configuration:

- Probe: ES3DV3 - SN3076; ConvF(5.8, 5.8, 5.8) @ 13 MHz; Calibrated: 2023-07-18
- Sensor-Surface: 3mm (Mechanical Surface Detection)
- Electronics: DAE4 Sn869; Calibrated: 2023-03-23
- Phantom: ELI v5.0 Left; Type: QDOVA002AA; Serial: TP:xxxx
- Measurement SW: DASY52, Version 52.10 (4); SEMCAD X Version 14.6.14 (7501)

13MHz Head Verification/Area Scan (26x26x1): Measurement grid: dx=10mm, dy=10mm
Maximum value of SAR (measured) = 0.0286 W/kg

13MHz Head Verification/Zoom Scan (9x9x8)/Cube 0: Measurement grid: dx=4mm, dy=4mm, dz=1.4mm
Reference Value = 6.337 V/m; Power Drift = 0.11 dB
Peak SAR (extrapolated) = 0.0570 W/kg
SAR(1 g) = 0.028 W/kg; SAR(10 g) = 0.018 W/kg
Maximum value of SAR (measured) = 0.0337 W/kg



0 dB = 0.0337 W/kg = -14.72 dBW/kg

■ **Verification Data (2450 MHz Head) Volume Scan**

DUT: Dipole 2450 MHz D2450V2; Type: D2450V2; Serial: D2450V2

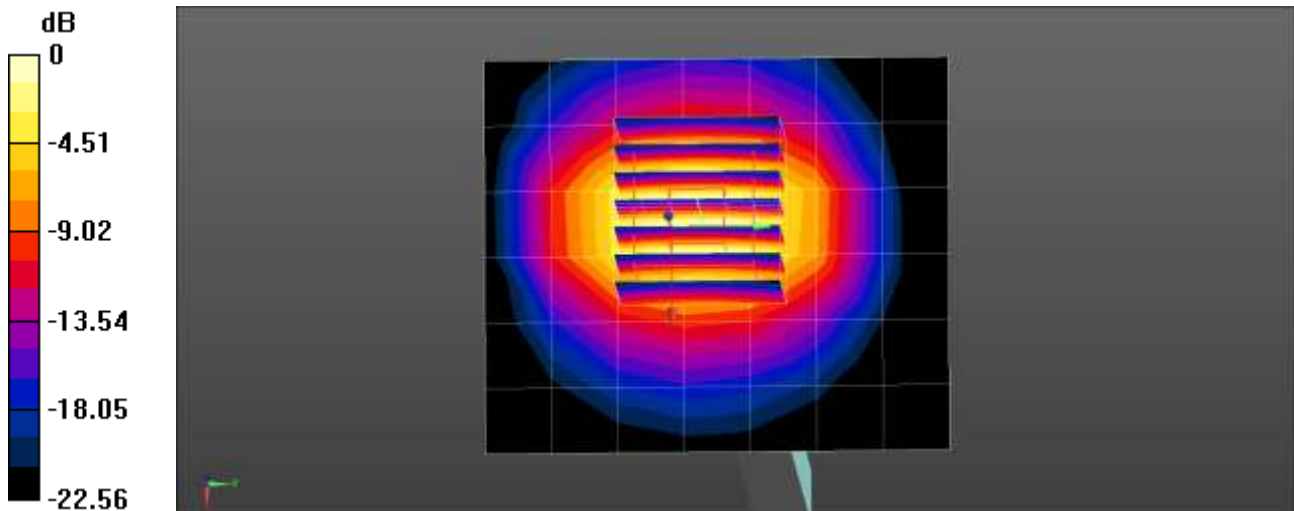
Communication System: UID 0, CW (0); Frequency: 2450 MHz; Duty Cycle: 1:1
Medium parameters used: $f = 2450$ MHz; $\sigma = 1.802$ S/m; $\epsilon_r = 40.04$; $\rho = 1000$ kg/m³
Phantom section: Flat Section

DASY5 Configuration:

- Probe: EX3DV4 - SN7370; ConvF(7.71, 7.71, 7.71) @ 2450 MHz; Calibrated: 2023-08-24
- Sensor-Surface: 1.4mm (Mechanical Surface Detection)
- Electronics: DAE4 Sn1225; Calibrated: 2023-03-06
- Phantom: Twin-SAM V8.0 (Right-Left); Type: QD 000 P41 Ax; Serial: xxxx
- Measurement SW: DASY52, Version 52.10 (4); SEMCAD X Version 14.6.14 (7483)

2450MHz Head Verification/Area Scan (7x8x1): Measurement grid: dx=12mm, dy=12mm
Maximum value of SAR (measured) = 3.22 W/kg

2450MHz Head Verification/Zoom Scan (7x7x7)/Cube 0: Measurement grid: dx=5mm, dy=5mm, dz=5mm
Reference Value = 42.84 V/m; Power Drift = 0.11 dB
Peak SAR (extrapolated) = 5.64 W/kg
SAR(1 g) = 2.6 W/kg; SAR(10 g) = 1.19 W/kg
Maximum value of SAR (measured) = 4.46 W/kg



0 dB = 4.46 W/kg = 6.49 dBW/kg

■ **Verification Data (5250 MHz Head) Volume Scan**

DUT: Dipole D5GHzV2; Type: D5GHzV2; Serial: D5GHzV2

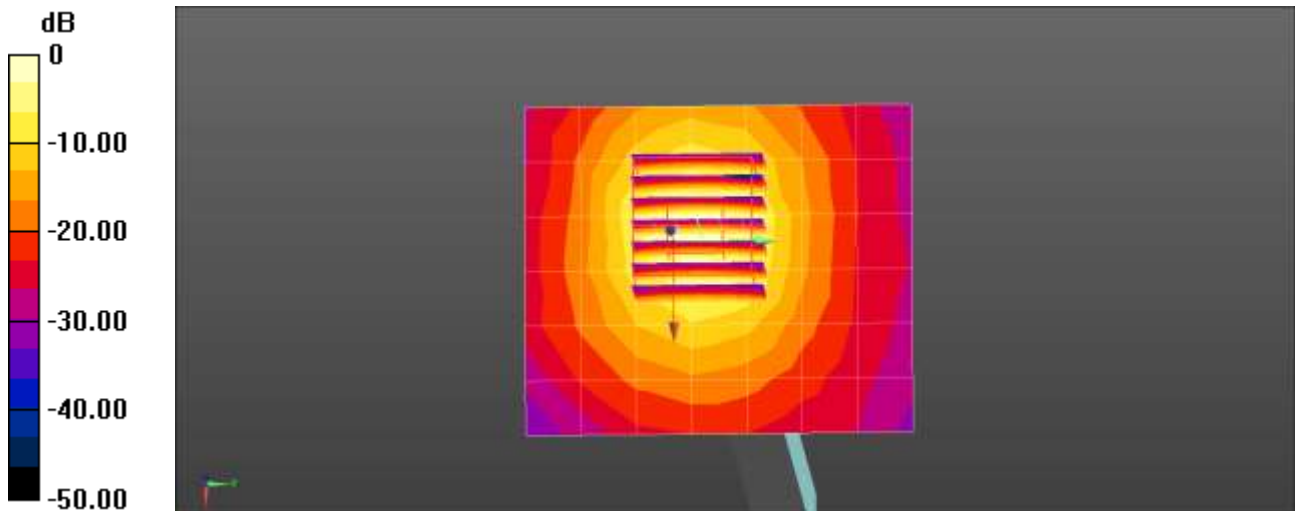
Communication System: UID 0, CW (0); Frequency: 5250 MHz; Duty Cycle: 1:1
Medium parameters used: $f = 5250$ MHz; $\sigma = 4.591$ S/m; $\epsilon_r = 35.73$; $\rho = 1000$ kg/m³
Phantom section: Flat Section

DASY5 Configuration:

- Probe: EX3DV4 - SN7370; ConvF(5.24, 5.24, 5.24) @ 5250 MHz; Calibrated: 2023-08-24
- Sensor-Surface: 1.4mm (Mechanical Surface Detection)
- Electronics: DAE4 Sn1225; Calibrated: 2023-03-06
- Phantom: Twin-SAM V8.0 (Right-Left); Type: QD 000 P41 Ax; Serial: xxxx
- Measurement SW: DASY52, Version 52.10 (4); SEMCAD X Version 14.6.14 (7483)

5250MHz Head Verification/Area Scan (7x8x1): Measurement grid: dx=10mm, dy=10mm
Maximum value of SAR (measured) = 8.75 W/kg

5250MHz Head Verification/Zoom Scan (7x7x7)/Cube 0: Measurement grid: dx=4mm, dy=4mm, dz=1.4mm
Reference Value = 37.31 V/m; Power Drift = 0.09 dB
Peak SAR (extrapolated) = 16.7 W/kg
SAR(1 g) = 4.08 W/kg; SAR(10 g) = 1.17 W/kg
Maximum value of SAR (measured) = 10.3 W/kg



0 dB = 10.3 W/kg = 10.13 dBW/kg

Appendix D. – SAR Tissue Characterization

The brain and muscle mixtures consist of a viscous gel using hydrox-ethyl cellulose (HEC) gelling agent and saline solution (see Table 3.1). Preservation with a bactericide is added and visual inspection is made to make sure air bubbles are not trapped during the mixing process. The mixture is calibrated to obtain proper dielectric constant (permittivity) and conductivity of the desired tissue. The mixture characterizations used for the brain and muscle tissue simulating liquids are according to the data by C. Gabriel and G. Harts grove.

Ingredients (% by weight)	Frequency (MHz)									
	750		835		1 900		2 450 – 2 700		3500 - 5 800	
Tissue Type	Head	Body	Head	Body	Head	Body	Head	Body	Head	Body
Water	41.1	51.7	40.45	53.06	54.9	70.17	71.88	73.2	65.52	78.66
Salt (NaCl)	1.4	0.9	1.45	0.94	0.18	0.39	0.16	0.1	0.0	0.0
Sugar	57.0	47.2	57.0	44.9	0.0	0	0.0	0.0	0.0	0.0
HEC	0.2	0	1.0	1.0	0.0	0	0.0	0.0	0.0	0.0
Bactericide	0.2	0.1	0.1	0.1	0.0	0	0.0	0.0	0.0	0.0
Triton X-100	0.0	0.0	0.0	0.0	0.0	0.0	19.97	0.0	17.24	10.67
DGBE	0.0	0.0	0.0	0.0	44.92	29.44	7.99	26.7	0.0	0.0
Diethylene glycol hexyl ether	-	-	-	-	-	-	-	-	-	-

Salt:	99 % Pure Sodium Chloride	Sugar:	98 % Pure Sucrose
Water:	De-ionized, 16M resistivity	HEC:	Hydroxyethyl Cellulose
DGBE:	99 % Di (ethylene glycol) butyl ether, [2-(2-butoxyethoxy) ethanol]		
Triton X-100(ultra-pure):	Polyethylene glycol mono [4-(1,1,3,3-tetramethylbutyl) phenyl] ether		

Composition of the Tissue Equivalent Matter

Appendix E. – SAR System Validation

Per FCC KCB 865664 D02v01r02, SAR system validation status should be document to confirm measurement accuracy. The SAR systems (including SAR probes, system components and software versions) used for this device were validated against its performance specifications prior to the SAR measurements. Reference dipoles were used with the required tissue- equivalent media for system validation, according to the procedures outlined in IEEE 1528-2013 and FCC KDB 865664 D01v01r04. Since SAR probe calibrations are frequency dependent, each probe calibration point was validated at a frequency within the valid frequency range of the probe calibration point, using the system that normally operates with the probe for routine SAR measurements and according to the required tissue-equivalent media.

A tabulated summary of the system validation status including the validation date(s), measurement frequencies, SAR probes and tissue dielectric parameters has been included.

SAR System No.	Probe	Probe Type	Probe Calibration Point		Dipole	Date	Dielectric Parameters		CW Validation			Modulation Validation		
							Measured Permittivity	Measured Conductivity	Sensitivity	Probe Linearity	Probe Isotropy	MOD. Type	Duty Factor	PAR
10	3076	ES3DV3	Head	750	1014	2023-07-20	41.7	0.87	PASS	PASS	PASS	N/A	N/A	N/A
20	7732	EX3DV4	Head	750	1014	2023-06-21	39.2	1.83	PASS	PASS	PASS	N/A	N/A	PASS
8	7654	EX3DV4	Head	835	4d165	2023-05-25	41.5	0.89	PASS	PASS	PASS	GMSK	PASS	N/A
10	3076	ES3DV3	Head	835	4d165	2023-07-23	41.6	0.92	PASS	PASS	PASS	N/A	N/A	N/A
20	7732	EX3DV4	Head	835	4d165	2023-06-21	41.6	0.92	PASS	PASS	PASS	N/A	N/A	PASS
6	7370	EX3DV4	Head	835	4d165	2023-08-24	41.6	0.92	PASS	PASS	PASS	N/A	N/A	N/A
12	7680	EX3DV4	Head	1750	2d015	2023-05-28	40.1	1.41	PASS	PASS	PASS	N/A	N/A	N/A
19	7702	EX3DV4	Head	1750	2d015	2023-01-26	40.1	1.41	PASS	PASS	PASS	N/A	N/A	N/A
14	7655	EX3DV4	Head	1750	2d015	2023-05-29	40.1	1.41	PASS	PASS	PASS	N/A	N/A	N/A
3	3903	EX3DV4	Head	1750	2d015	2023-07-25	40.1	1.41	PASS	PASS	PASS	N/A	N/A	N/A
12	7680	EX3DV4	Head	1900	5d061	2023-02-16	40.1	1.42	PASS	PASS	PASS	N/A	N/A	N/A
19	7702	EX3DV4	Head	1900	5d061	2023-02-08	40.1	1.41	PASS	PASS	PASS	N/A	N/A	N/A
14	7655	EX3DV4	Head	1900	5d061	2023-05-29	40.1	1.42	PASS	PASS	PASS	N/A	N/A	N/A
12	7680	EX3DV4	Head	1900	5d061	2023-02-16	40.1	1.42	PASS	PASS	PASS	N/A	N/A	N/A
8	7654	EX3DV4	Head	2450	1049	2023-05-30	39.3	1.84	PASS	PASS	PASS	OFDM	N/A	PASS
19	7702	EX3DV4	Head	2450	1049	2023-01-26	39.2	1.82	PASS	PASS	PASS	OFDM	N/A	PASS
10	3076	ES3DV3	Head	2600	1106	2023-07-27	39.1	1.94	PASS	PASS	PASS	TDD	PASS	N/A
6	7370	EX3DV4	Head	2600	1106	2023-08-27	39.1	1.94	PASS	PASS	PASS	NA	N/A	N/A
21	7751	EX3DV4	Head	3500	1040	2023-02-20	38.0	2.95	PASS	PASS	PASS	TDD	PASS	NA
21	7751	EX3DV4	Head	3700	1066	2022-12-05	37.7	3.11	PASS	PASS	PASS	TDD	PASS	NA
21	7751	EX3DV4	Head	3900	1019	2023-06-12	37.2	3.29	PASS	PASS	PASS	TDD	PASS	NA
20	7732	EX3DV4	Head	3500	1040	2023-06-21	37.8	2.93	PASS	PASS	PASS	OFDM	N/A	PASS
20	7732	EX3DV4	Head	3700	1066	2023-06-22	37.5	3.07	PASS	PASS	PASS	OFDM	N/A	PASS
20	7732	EX3DV4	Head	3900	1019	2023-06-23	37.3	3.21	PASS	PASS	PASS	OFDM	N/A	PASS
2	3797	EX3DV4	Head	5250	1317	2023-05-19	35.7	4.70	PASS	PASS	PASS	OFDM	N/A	PASS
2	3797	EX3DV4	Head	5600	1317	2023-05-19	35.3	5.05	PASS	PASS	PASS	OFDM	N/A	PASS
2	3797	EX3DV4	Head	5750	1317	2023-05-19	35.6	5.24	PASS	PASS	PASS	OFDM	N/A	PASS
6	7370	EX3DV4	Head	5600	1317	2022-08-24	35.3	5.05	PASS	PASS	PASS	OFDM	N/A	PASS
6	7370	EX3DV4	Head	5750	1317	2022-08-24	35.6	5.24	PASS	PASS	PASS	OFDM	N/A	PASS

SAR System Validation Summary 1g



SAR System No.	Probe	Probe Type	Probe Calibration Point		Dipole	Date	Dielectric Parameters		CW Validation			Modulation Validation		
							Measured Permittivity	Measured Conductivity	Sensitivity	Probe Linearity	Probe Isotropy	MOD. Type	Duty Factor	PAR
2	3797	EX3DV4	Head	5250	1317	2023-05-19	35.7	4.70	PASS	PASS	PASS	OFDM	N/A	PASS
2	3797	EX3DV4	Head	5600	1317	2023-05-19	35.3	5.05	PASS	PASS	PASS	OFDM	N/A	PASS
2	3797	EX3DV4	Head	5800	1317	2023-05-19	35.1	5.18	PASS	PASS	PASS	OFDM	N/A	PASS

SAR System Validation Summary – Extremity SAR Considerations

Note;

All measurement were performed using probes calibrated for CW signal only. Modulations in the table above represent test configurations for which the measurement system has been validated per FCC KDB Publication 865664 D01v01r04. SAR system were validated for modulated signals with a periodic duty cycle, such as GMSK, or with a high peak to average ratio (>5 dB), such as OFDM according to KDB 865664 D01v01r04.