

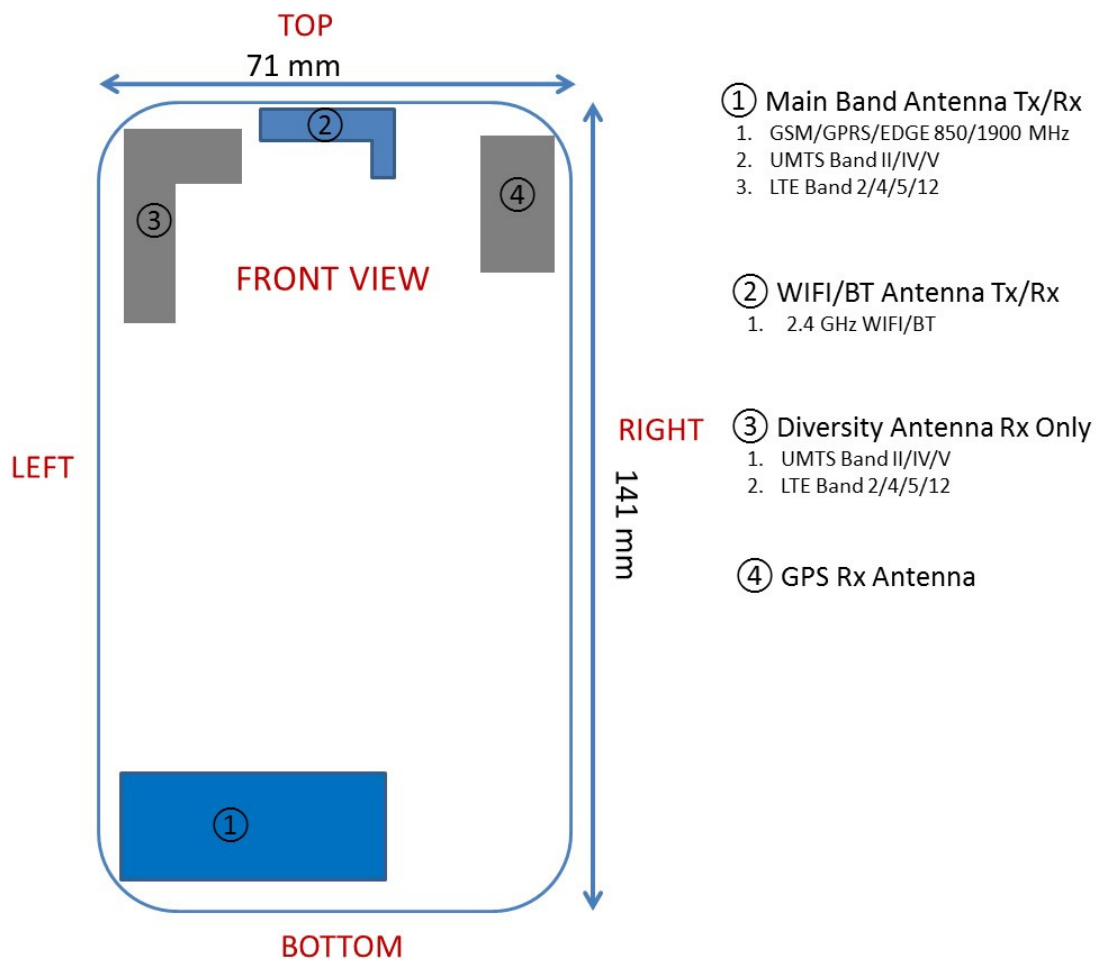




APPENDIX F: DUT ANTENNA DIAGRAM & SAR TEST SETUP PHOTOGRAPHS


FCC ID A3LSMG550T		SAR EVALUATION REPORT		Reviewed by: Quality Manager
Test Dates: 04/06/16 - 04/12/16: 06/20/16 – 06/23/16	DUT Type: Portable Handset	APPENDIX F: Page 1 of 8		




Note: Exact antenna dimensions and separation distances are shown in the Technical Descriptions in the FCC Filing.

Figure F-1
DUT Antenna Locations



FCC ID A3LSMG550T		SAR EVALUATION REPORT		Reviewed by: Quality Manager
Test Dates: 04/06/16 - 04/12/16: 06/20/16 – 06/23/16	DUT Type: Portable Handset			APPENDIX F: Page 2 of 8




SAR Test Setup Photo 1 Right Cheek



SAR Test Setup Photo 2 Right Tilt



FCC ID A3LSMG550T	 PCTEST ENGINEERING LABORATORY, INC.	SAR EVALUATION REPORT		Reviewed by: Quality Manager
Test Dates: 04/06/16 - 04/12/16: 06/20/16 – 06/23/16	DUT Type: Portable Handset			APPENDIX F: Page 3 of 8



SAR Test Setup Photo 3 Left Cheek




SAR Test Setup Photo 4 Left Tilt



FCC ID A3LSMG550T		SAR EVALUATION REPORT		Reviewed by: Quality Manager
Test Dates: 04/06/16 - 04/12/16: 06/20/16 – 06/23/16	DUT Type: Portable Handset			APPENDIX F: Page 4 of 8




SAR Test Setup Photo 5 Back Side at 1.0 cm



SAR Test Setup Photo 6 Back Side at 1.5 cm



FCC ID A3LSMG550T		SAR EVALUATION REPORT		Reviewed by: Quality Manager
Test Dates: 04/06/16 - 04/12/16: 06/20/16 – 06/23/16	DUT Type: Portable Handset			APPENDIX F: Page 5 of 8



SAR Test Setup Photo 7 Front Side at 1.0 cm



SAR Test Setup Photo 8 Bottom Edge at 1.0 cm



FCC ID A3LSMG550T		SAR EVALUATION REPORT		Reviewed by: Quality Manager
Test Dates: 04/06/16 - 04/12/16: 06/20/16 – 06/23/16	DUT Type: Portable Handset			APPENDIX F: Page 6 of 8



SAR Test Setup Photo 9 Top Edge at 1.0 cm



SAR Test Setup Photo 10 Left Edge at 1.0 cm



FCC ID A3LSMG550T		SAR EVALUATION REPORT		Reviewed by: Quality Manager
Test Dates: 04/06/16 - 04/12/16: 06/20/16 – 06/23/16	DUT Type: Portable Handset			APPENDIX F: Page 7 of 8



SAR Test Setup Photo 11 Right Edge at 1.0 cm



SAR Test Setup Photo 12 References

FCC ID A3LSMG550T		SAR EVALUATION REPORT		Reviewed by: Quality Manager
Test Dates: 04/06/16 - 04/12/16: 06/20/16 – 06/23/16	DUT Type: Portable Handset			APPENDIX F: Page 8 of 8