



## 10. SETUP PHOTOS


### RADIATED EMISSION BELOW 30 MHz

#### FACE ON




FACE OFF

RADIATED EMISSIONS BELOW 30MHz (FRONT)




RADIATED EMISSIONS BELOW 30MHz (BACK)




**RADIATED EMISSION ABOVE 30 MHz**

RADIATED EMISSIONS ABOVE 30 MHz (FRONT)




RADIATED EMISSIONS ABOVE 30 MHz (BACK)






**TEMPERATURE CHAMBER ENVIRONMENT**



**AC MAINS LINE CONDUCTED EMISSION**



LINE CONDUCTED EMISSION (BACK)



**END OF REPORT**