

Test setup photos

-Part 15.247-

<Stand-alone>

- Below 30 MHz (9 kHz ~ 30 MHz)



- Below 1 GHz (30 MHz ~ 1 GHz)




- Above 1 GHz (1 GHz ~ 18 GHz)



- Above 18 GHz (18 GHz ~ 40 GHz)




- Conducted emission




-Part 22, 24, 27-

- X axis
- Below 1 GHz




- Above 1 GHz




- Above 18 GHz (18 GHz ~ 26.5 GHz)



-Y axis
- Below 1 GHz



- Above 1 GHz




- Above 18 GHz (18 GHz ~ 26.5 GHz)



- Z axis
- Below 1 GHz



- Above 1 GHz



- Above 18 GHz (18 GHz ~ 26.5 GHz)

