



APPENDIX F: DUT ANTENNA DIAGRAM & SAR TEST SETUP PHOTOGRAPHS

FCC ID: A3LSMG389F		SAR EVALUATION REPORT		Reviewed by: Quality Manager
Test Dates: 02/08/16 - 02/18/16	DUT Type: Portable Handset			APPENDIX F: Page 1 of 9

Note: Exact antenna dimensions and separation distances are shown in the Technical Descriptions in the FCC Filing.

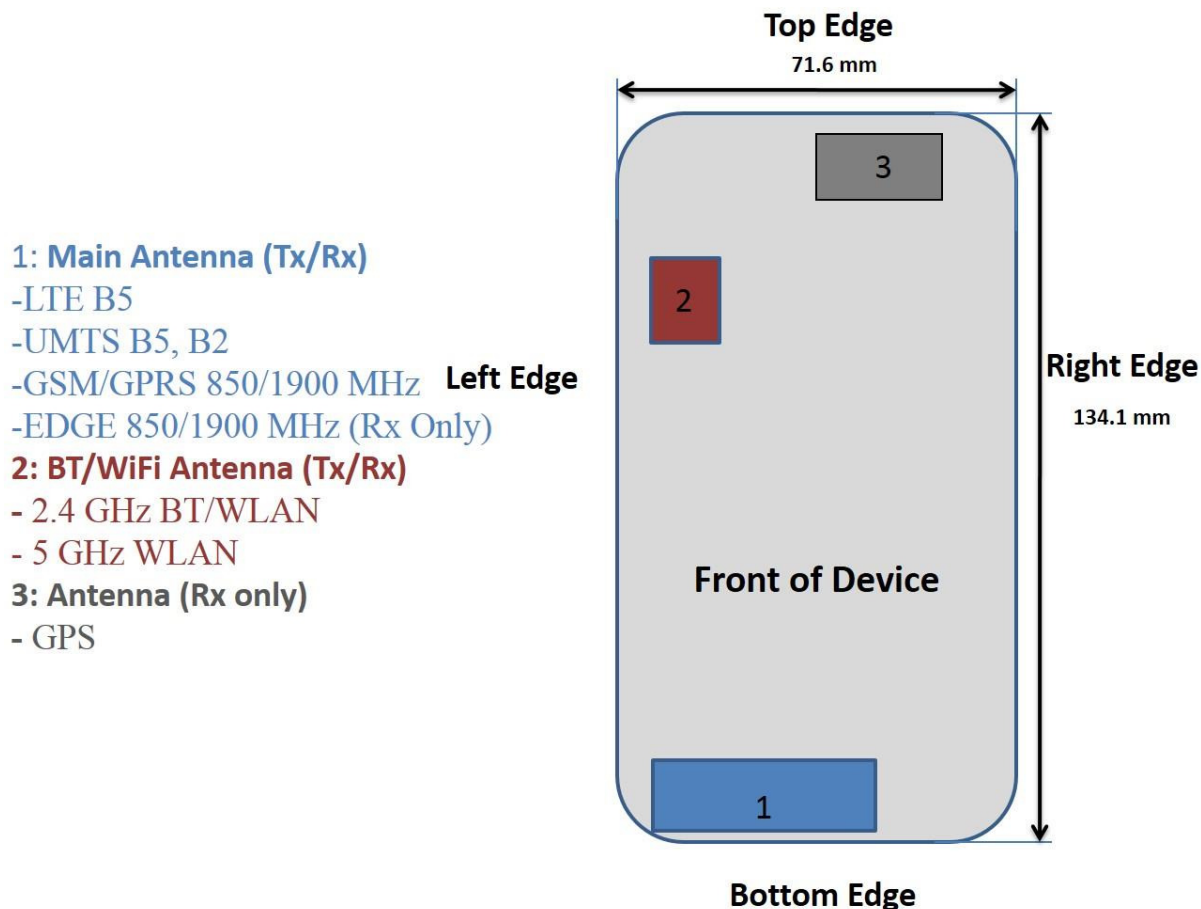




Figure F-1
 DUT Antenna Locations

FCC ID: A3LSMG389F		SAR EVALUATION REPORT		Reviewed by: Quality Manager
Test Dates: 02/08/16 - 02/18/16	DUT Type: Portable Handset			APPENDIX F: Page 2 of 9

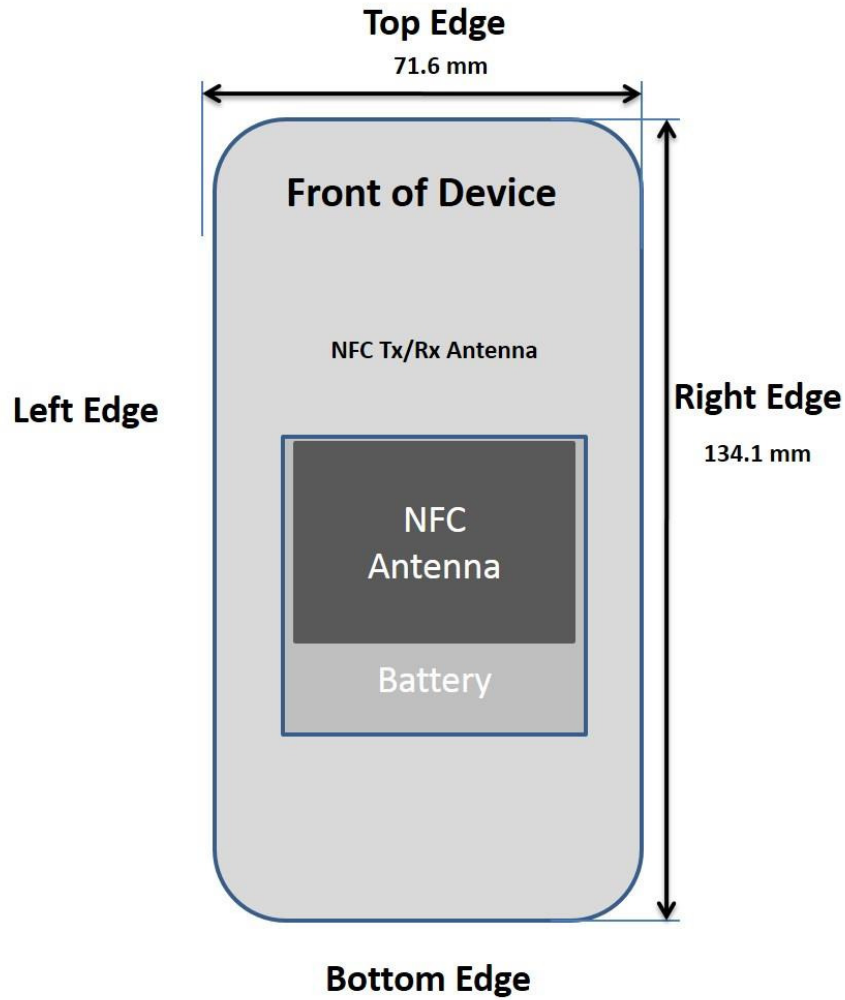






Figure F-2
NFC Antenna Locations



FCC ID: A3LSMG389F		SAR EVALUATION REPORT		Reviewed by: Quality Manager
Test Dates: 02/08/16 - 02/18/16	DUT Type: Portable Handset			APPENDIX F: Page 3 of 9




SAR Test Setup Photo 1 – Right Cheek




SAR Test Setup Photo 2 – Right Tilt



FCC ID: A3LSMG389F	 <small>PCTEST ENGINEERING LABORATORY, INC.</small>	SAR EVALUATION REPORT		Reviewed by: Quality Manager
Test Dates: 02/08/16 - 02/18/16	DUT Type: Portable Handset			APPENDIX F: Page 4 of 9




SAR Test Setup Photo 3 – Left Cheek




SAR Test Setup Photo 4 – Left Tilt



FCC ID: A3LSMG389F	 <small>ENGINEERING LABORATORY, INC.</small>	SAR EVALUATION REPORT		Reviewed by: Quality Manager
Test Dates: 02/08/16 - 02/18/16	DUT Type: Portable Handset			APPENDIX F: Page 5 of 9



SAR Test Setup Photo 5 – Back Side at 1.0 cm




SAR Test Setup Photo 6 – Front Side at 1.0 cm



FCC ID: A3LSMG389F	 <small>ENGINEERING LABORATORY, INC.</small>	SAR EVALUATION REPORT		Reviewed by: Quality Manager
Test Dates: 02/08/16 - 02/18/16	DUT Type: Portable Handset			APPENDIX F: Page 6 of 9



SAR Test Setup Photo 7 – Top Edge at 1.0 cm




SAR Test Setup Photo 8 – Bottom Edge at 1.0 cm



FCC ID: A3LSMG389F		SAR EVALUATION REPORT		Reviewed by: Quality Manager
Test Dates: 02/08/16 - 02/18/16	DUT Type: Portable Handset			APPENDIX F: Page 7 of 9



SAR Test Setup Photo 9 – Right Edge at 1.0 cm





SAR Test Setup Photo 10 – Left Edge at 1.0 cm

FCC ID: A3LSMG389F	 PCTEST <small>ENGINEERING LABORATORY, INC.</small>	SAR EVALUATION REPORT		Reviewed by: Quality Manager
Test Dates: 02/08/16 - 02/18/16	DUT Type: Portable Handset			APPENDIX F: Page 8 of 9



SAR Test Setup Photo 11 – DUT Reference Lines

FCC ID: A3LSMG389F		SAR EVALUATION REPORT		Reviewed by: Quality Manager
Test Dates: 02/08/16 - 02/18/16	DUT Type: Portable Handset			APPENDIX F: Page 9 of 9