




## 13. TEST SETUP PHOTOGRAPHS



<b>FCC ID:</b> A3LSMG360V	 <b>PCTEST</b> <small>Engineering Laboratory, Inc.</small>	<b>HAC (T-COIL) TEST REPORT</b>		<b>Reviewed by:</b> Quality Manager
<b>Filename:</b> 0Y1412232325.A3L	<b>Test Dates:</b> 12/22/2014	<b>EUT Type:</b> Portable Handset		Page 43 of 45




**Figure 13-1**  
**Test Setup for Wireless Device**



**Figure 13-2**  
**Test Setup for Wireless Device**

<b>FCC ID:</b> A3LSMG360V	 <small>EMC TEST &amp; DEVELOPMENT, INC.</small>	<b>HAC (T-COIL) TEST REPORT</b>	 <b>Reviewed by:</b> Quality Manager
<b>Filename:</b> 0Y1412232325.A3L	<b>Test Dates:</b> 12/22/2014	<b>EUT Type:</b> Portable Handset	Page 44 of 45





Axial

Radial H (Transverse)

**Figure 13-3  
T-Coil Scan Overlay Magnetic Field Distributions**

Note: Final measurement locations are indicated by a cursor on the contour plots.

FCC ID: A3LSMG360V		HAC (T-COIL) TEST REPORT		Reviewed by: Quality Manager
Filename: 0Y1412232325.A3L	Test Dates: 12/22/2014	EUT Type: Portable Handset	Page 45 of 45	