



APPENDIX F: ANTENNA DIAGRAM AND SAR TEST SETUP PHOTOGRAPHS

FCC ID A3LSMG360AZ		SAR EVALUATION REPORT		Reviewed by: Quality Manager
Test Dates: 01/05/15 - 01/09/15	DUT Type: Portable Handset			APPENDIX F: Page 1 of 7

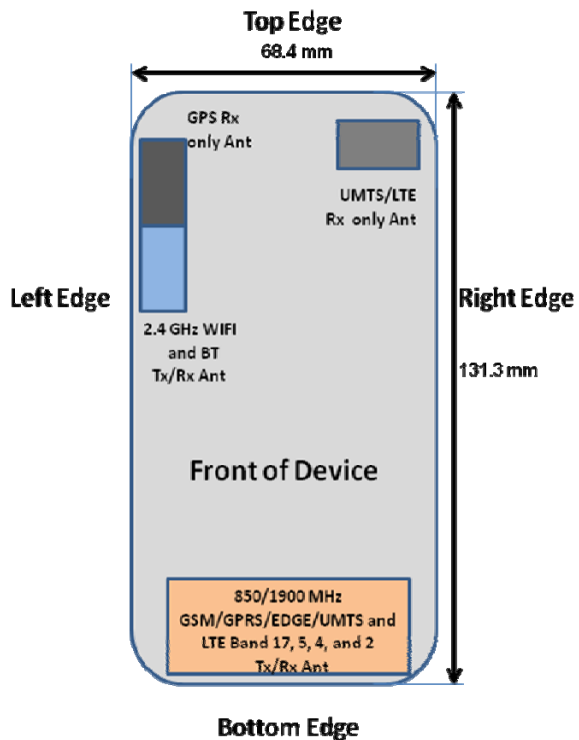





Figure F-1
DUT Antenna Locations



SAR Test Setup Photo 1: Right Cheek



FCC ID A3LSMG360AZ		SAR EVALUATION REPORT	 Reviewed by: Quality Manager
Test Dates: 01/05/15 - 01/09/15	DUT Type: Portable Handset	APPENDIX F: Page 2 of 7	



SAR Test Setup Photo 2: Right Tilt




SAR Test Setup Photo 3: Left Cheek



FCC ID A3LSMG360AZ		SAR EVALUATION REPORT		Reviewed by: Quality Manager
Test Dates: 01/05/15 - 01/09/15	DUT Type: Portable Handset	APPENDIX F: Page 3 of 7		



SAR Test Setup Photo 4: Left Tilt




SAR Test Setup Photo 5: Back at 1.5 cm



FCC ID A3LSMG360AZ		SAR EVALUATION REPORT		Reviewed by: Quality Manager
Test Dates: 01/05/15 - 01/09/15	DUT Type: Portable Handset	APPENDIX F: Page 4 of 7		



SAR Test Setup Photo 6: Back at 1.0 cm



SAR Test Setup Photo 7: Front at 1.0 cm



FCC ID A3LSMG360AZ		SAR EVALUATION REPORT		Reviewed by: Quality Manager
Test Dates: 01/05/15 - 01/09/15	DUT Type: Portable Handset		APPENDIX F: Page 5 of 7	



SAR Test Setup Photo 8: Bottom at 1.0 cm




SAR Test Setup Photo 9: Right at 1.0 cm



FCC ID A3LSMG360AZ		SAR EVALUATION REPORT		Reviewed by: Quality Manager
Test Dates: 01/05/15 - 01/09/15	DUT Type: Portable Handset			APPENDIX F: Page 6 of 7



SAR Test Setup Photo 10: Left at 1.0 cm



SAR Test Setup Photo 11: Horizontal and Vertical Reference Lines

FCC ID A3LSMG360AZ		SAR EVALUATION REPORT		Reviewed by: Quality Manager
Test Dates: 01/05/15 - 01/09/15	DUT Type: Portable Handset	APPENDIX F: Page 7 of 7		