

12. TEST SETUP PHOTOGRAPHS



FCC ID: A3LSMG360AZ	 PCTEST ENGINEERING LABORATORY, INC.	HAC (T-COIL) TEST REPORT		Reviewed by: Quality Manager
Filename: 0Y1412312373.A3L	Test Dates: 1/6/2015	EUT Type: Portable Handset		Page 37 of 39



Figure 12-1
Test Setup for Wireless Device







Figure 12-2
Test Setup for Wireless Device

FCC ID:A3LSMG360AZ	 <small>ENGINEERING LABORATORY, INC.</small>	HAC (T-COIL) TEST REPORT	 Reviewed by: Quality Manager
Filename: 0Y1412312373.A3L	Test Dates: 1/6/2015	EUT Type: Portable Handset	Page 38 of 39





Axial

Radial (Transverse)

**Figure 12-3
T-Coil Scan Overlay Magnetic Field Distributions**

Note: Final measurement locations are indicated by a cursor on the contour plots.

FCC ID:A3LSMG360AZ		HAC (T-COIL) TEST REPORT		Reviewed by: Quality Manager
Filename: 0Y1412312373.A3L	Test Dates: 1/6/2015	EUT Type: Portable Handset	Page 39 of 39	