

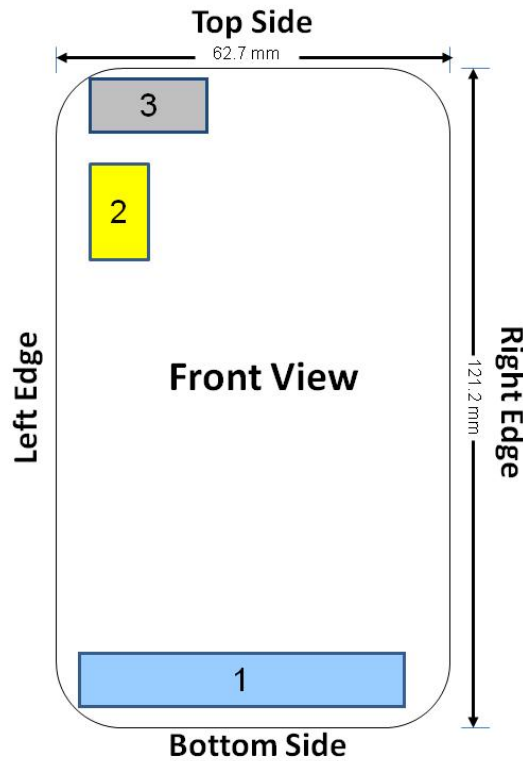


## APPENDIX F: DUT ANTENNA DIAGRAM & SAR TEST SETUP PHOTOGRAPHS

<b>FCC ID</b> A3LSMG318H		<b>SAR EVALUATION REPORT</b>		<b>Reviewed by:</b> Quality Manager
<b>Test Dates:</b> 03/12/15 - 04/17/15	<b>DUT Type:</b> Portable Handset	APPENDIX F: Page 1 of 8		



Note: Exact antenna dimensions and separation distances are shown in the Technical Descriptions in the FCC Filing.




#### Antenna Legend


1. Main Antenna (Tx/Rx)
  1. GSM/GPRS/EDGE Rx Only 850/1900 MHz
2. BT/WIFI Antenna (Tx/Rx)
  1. 2.4 GHz WIFI
  2. 2.4 GHz Bluetooth
3. GPS Antenna (Rx Only)

**Figure F-1**  
**DUT Antenna Locations**



FCC ID A3LSMG318H		SAR EVALUATION REPORT		Reviewed by: Quality Manager
Test Dates: 03/12/15 - 04/17/15	DUT Type: Portable Handset			APPENDIX F: Page 2 of 8




**SAR Test Setup Photo 1: Right Cheek**




**SAR Test Setup Photo 2: Right Tilt**



FCC ID A3LSMG318H		SAR EVALUATION REPORT		Reviewed by: Quality Manager
Test Dates: 03/12/15 - 04/17/15	DUT Type: Portable Handset			APPENDIX F: Page 3 of 8
© 2015 PCTEST Engineering Laboratory, Inc.				REV 14.1 M 03/16/2015



**SAR Test Setup Photo 3: Left Cheek**



**SAR Test Setup Photo 4: Left Tilt**



FCC ID A3LSMG318H		SAR EVALUATION REPORT		Reviewed by: Quality Manager
Test Dates: 03/12/15 - 04/17/15	DUT Type: Portable Handset	APPENDIX F: Page 4 of 8		
© 2015 PCTEST Engineering Laboratory, Inc.		REV 14.1 M 03/16/2015		



**SAR Test Setup Photo 5: Back Side at 10 mm**



**SAR Test Setup Photo 6: Front Side at 10 mm**



<b>FCC ID</b> A3LSMG318H		<b>SAR EVALUATION REPORT</b>		<b>Reviewed by:</b> Quality Manager
<b>Test Dates:</b> 03/12/15 - 04/17/15	<b>DUT Type:</b> Portable Handset			<b>APPENDIX F:</b> Page 5 of 8
© 2015 PCTEST Engineering Laboratory, Inc.				REV 14.1 M 03/16/2015



**SAR Test Setup Photo 7: Top Edge at 10 mm**



**SAR Test Setup Photo 8: Bottom Edge at 10 mm**

FCC ID A3LSMG318H		SAR EVALUATION REPORT		Reviewed by: Quality Manager
Test Dates: 03/12/15 - 04/17/15	DUT Type: Portable Handset			APPENDIX F: Page 6 of 8
© 2015 PCTEST Engineering Laboratory, Inc.				REV 14.1 M 03/16/2015








**SAR Test Setup Photo 9: Right Edge at 10 mm**





**SAR Test Setup Photo 10: Left Edge at 10 mm**

FCC ID A3LSMG318H		SAR EVALUATION REPORT		Reviewed by: Quality Manager
Test Dates: 03/12/15 - 04/17/15	DUT Type: Portable Handset			APPENDIX F: Page 7 of 8
© 2015 PCTEST Engineering Laboratory, Inc.				REV 14.1 M 03/16/2015



**SAR Test Setup Photo 11: Horizontal and Vertical Reference Lines**

FCC ID A3LSMG318H		<p align="center"><b>SAR EVALUATION REPORT</b></p> 	<p><b>Reviewed by:</b> Quality Manager</p>
<p><b>Test Dates:</b> 03/12/15 - 04/17/15</p>	<p><b>DUT Type:</b> Portable Handset</p>	<p>APPENDIX F: Page 8 of 8</p>	