

## 20160602\_SystemPerformanceCheck-D2450V2 SN 939

Frequency: 2450 MHz; Duty Cycle: 1:1; Room Ambient Temperature: 23.0°C; Liquid Temperature: 22.0°C  
 Medium parameters used:  $f = 2450 \text{ MHz}$ ;  $\sigma = 1.98 \text{ S/m}$ ;  $\epsilon_r = 52.225$ ;  $\rho = 1000 \text{ kg/m}^3$

DASY5 Configuration:

- Area Scan Setting: Find Secondary Maximum Within: 2.0 dB and with a peak SAR value greater than 0.0012W/kg
- Averaged Fast SAR: Polynomial fit
- Electronics: DAE4 Sn1447; Calibrated: 2015-09-23
- Probe: EX3DV4 - SN7314; ConvF(7.28, 7.28, 7.28); Calibrated: 2015-09-25;
- Sensor-Surface: 4mm (Mechanical Surface Detection)
- Phantom: ELI v6.0; Type: QDOVA003AA; Serial: TP:2013

**Body/Pin=100 mW/Area Scan (9x8x1):** Measurement grid: dx=12mm, dy=12mm

Maximum value of SAR (measured) = 5.56 W/kg


**Body/Pin=100 mW/Zoom Scan (7x7x7)/Cube 0:** Measurement grid: dx=5mm, dy=5mm, dz=5mm

Reference Value = 64.37 V/m; Power Drift = -0.01 dB

Peak SAR (extrapolated) = 10.7 W/kg

**SAR(1 g) = 5.25 W/kg; SAR(10 g) = 2.44 W/kg**

Maximum value of SAR (measured) = 6.03 W/kg

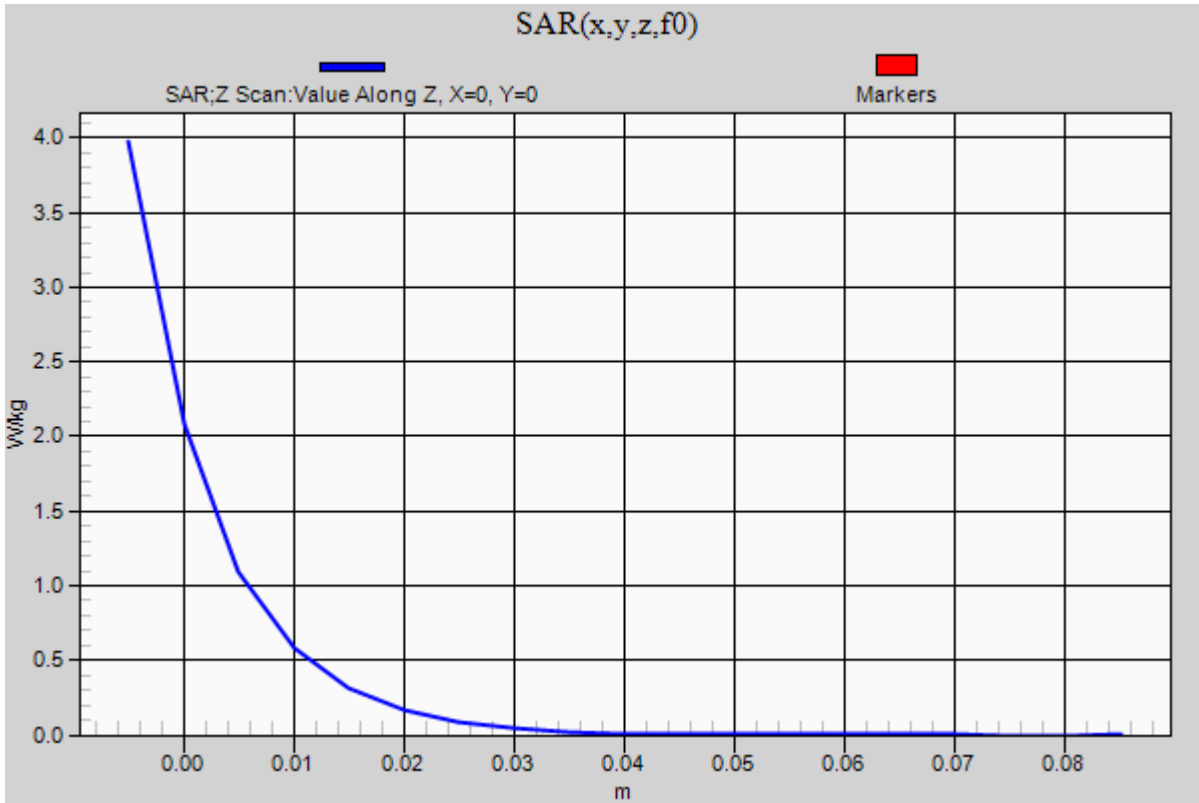


0 dB = 6.03 W/kg = 7.80 dBW/kg

### 20160602\_SystemPerformanceCheck-D2450V2 SN 939

Frequency: 2450 MHz; Duty Cycle: 1:1

**Body/Pin=100 mW/Z Scan (1x1x21):** Measurement grid: dx=20mm, dy=20mm, dz=5mm  
Maximum value of SAR (measured) = 3.98 W/kg



## 20160614\_SystemPerformanceCheck-D2600V2 SN 1097

Frequency: 2600 MHz; Duty Cycle: 1:1; Room Ambient Temperature: 23.0°C; Liquid Temperature: 22.0°C  
 Medium parameters used:  $f = 2600$  MHz;  $\sigma = 2.017$  S/m;  $\epsilon_r = 38.465$ ;  $\rho = 1000$  kg/m<sup>3</sup>

DASY5 Configuration:

- Area Scan Setting: Find Secondary Maximum Within: 2.0 dB and with a peak SAR value greater than 0.0012W/kg
- Averaged Fast SAR: Polynomial fit
- Electronics: DAE4 Sn1447; Calibrated: 2015-09-23
- Probe: EX3DV4 - SN7314; ConvF(7.03, 7.03, 7.03); Calibrated: 2015-09-25;
- Sensor-Surface: 2.5mm (Mechanical Surface Detection), Sensor-Surface: 2mm (Mechanical Surface Detection)
- Phantom: SAM (20deg probe tilt) with CRP v5.0(Right); Type: QD000P40CD; Serial: TP:xxxx

**Head/Pin=100 mW/Area Scan (8x8x1):** Measurement grid: dx=12mm, dy=12mm

Maximum value of SAR (measured) = 6.08 W/kg

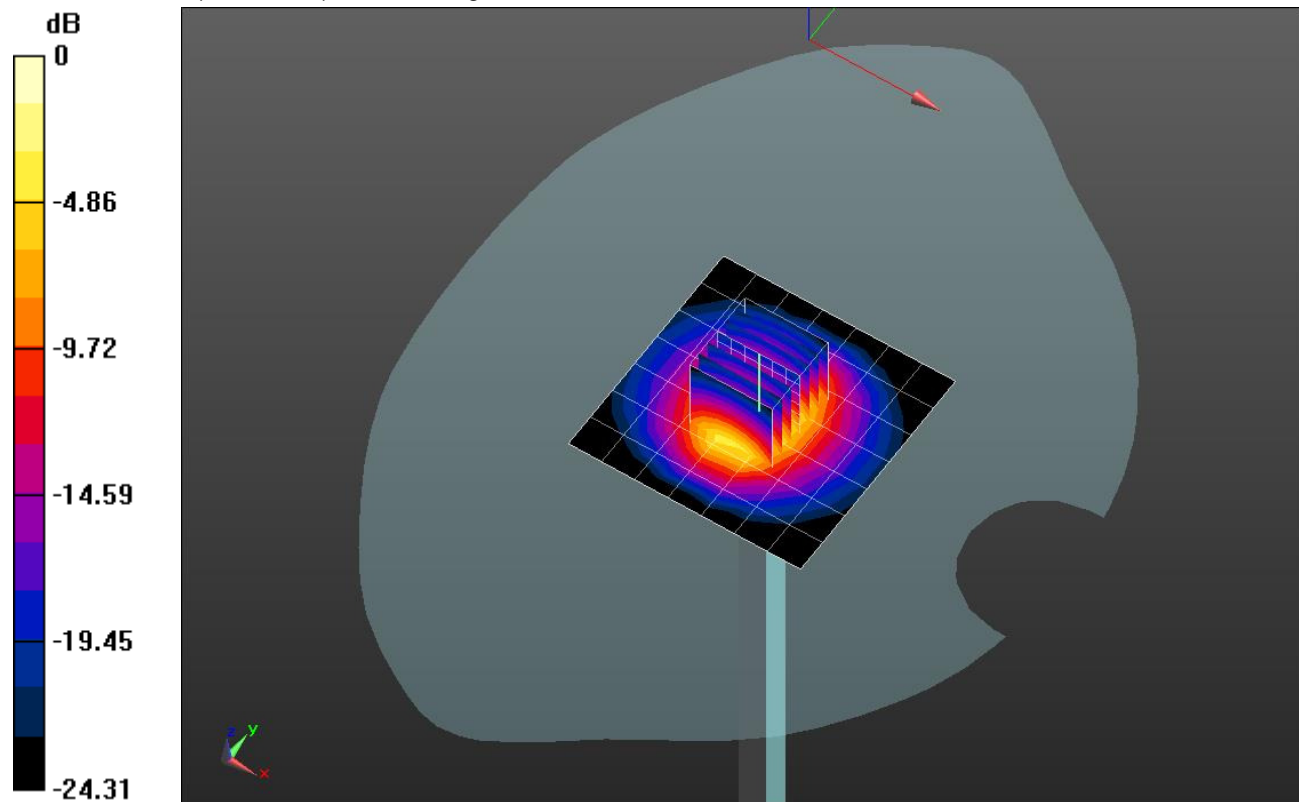
**Head/Pin=100 mW/Zoom Scan (7x7x7)/Cube 0:** Measurement grid: dx=5mm, dy=5mm, dz=5mm

Reference Value = 64.06 V/m; Power Drift = 0.03 dB

Peak SAR (extrapolated) = 12.1 W/kg

**SAR(1 g) = 5.57 W/kg; SAR(10 g) = 2.48 W/kg**

Maximum value of SAR (measured) = 8.77 W/kg

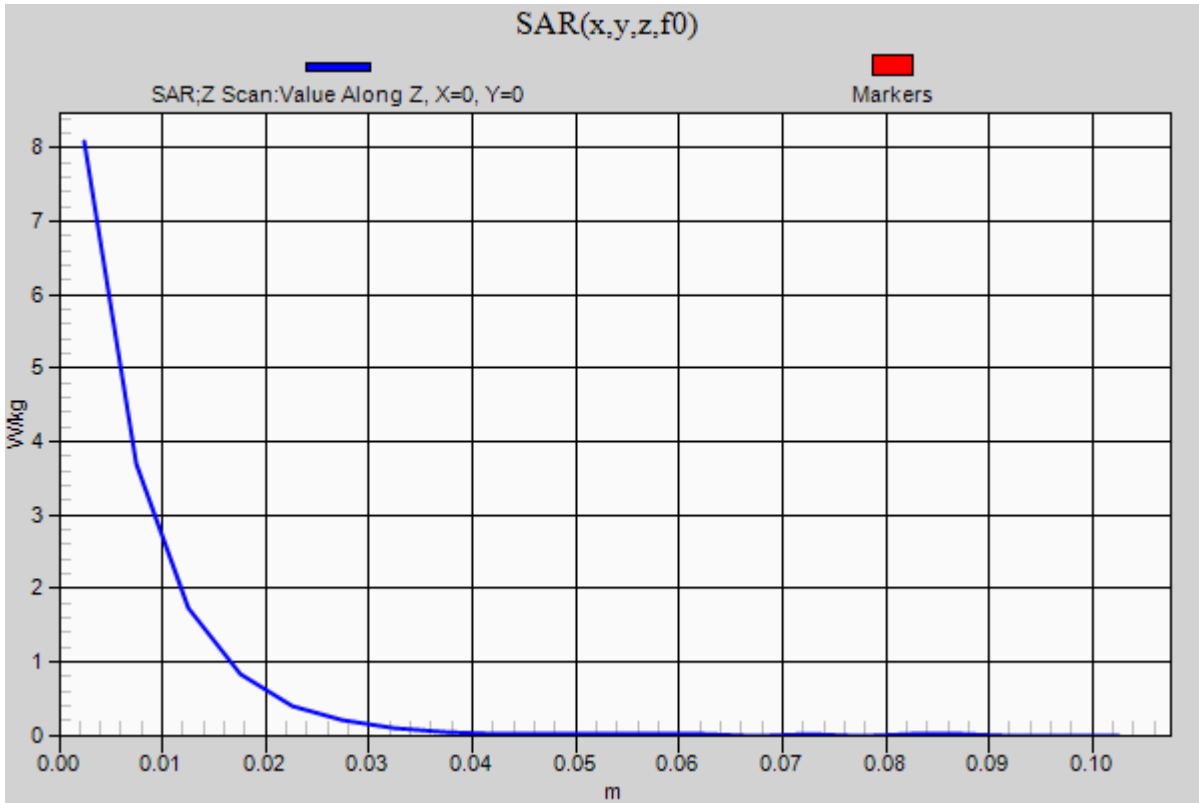


0 dB = 8.77 W/kg = 9.43 dBW/kg

### 20160614\_SystemPerformanceCheck-D2600V2 SN 1097

Frequency: 2600 MHz; Duty Cycle: 1:1

**Head/Pin=100 mW/Z Scan (1x1x21):** Measurement grid: dx=20mm, dy=20mm, dz=5mm  
Maximum value of SAR (measured) = 8.08 W/kg



## 20160622\_SystemPerformanceCheck-D835V2 SN 4d194

Frequency: 835 MHz; Duty Cycle: 1:1; Room Ambient Temperature: 23.0°C; Liquid Temperature: 22.0°C  
 Medium parameters used:  $f = 835 \text{ MHz}$ ;  $\sigma = 0.91 \text{ S/m}$ ;  $\epsilon_r = 42.67$ ;  $\rho = 1000 \text{ kg/m}^3$

DASY5 Configuration:

- Area Scan Setting: Find Secondary Maximum Within: 2.0 dB and with a peak SAR value greater than 0.0012W/kg
- Averaged Fast SAR: Polynomial fit
- Electronics: DAE4 Sn1468; Calibrated: 2015-09-15
- Probe: EX3DV4 - SN7376; ConvF(9.99, 9.99, 9.99); Calibrated: 2015-09-02;
- Sensor-Surface: 2mm (Mechanical Surface Detection)
- Phantom: SAM (20deg probe tilt) with CRP v5.0(Right); Type: QD000P40CD; Serial: TP:1846

**Head/Pin=100 mW/Area Scan (7x13x1):** Measurement grid: dx=15mm, dy=15mm

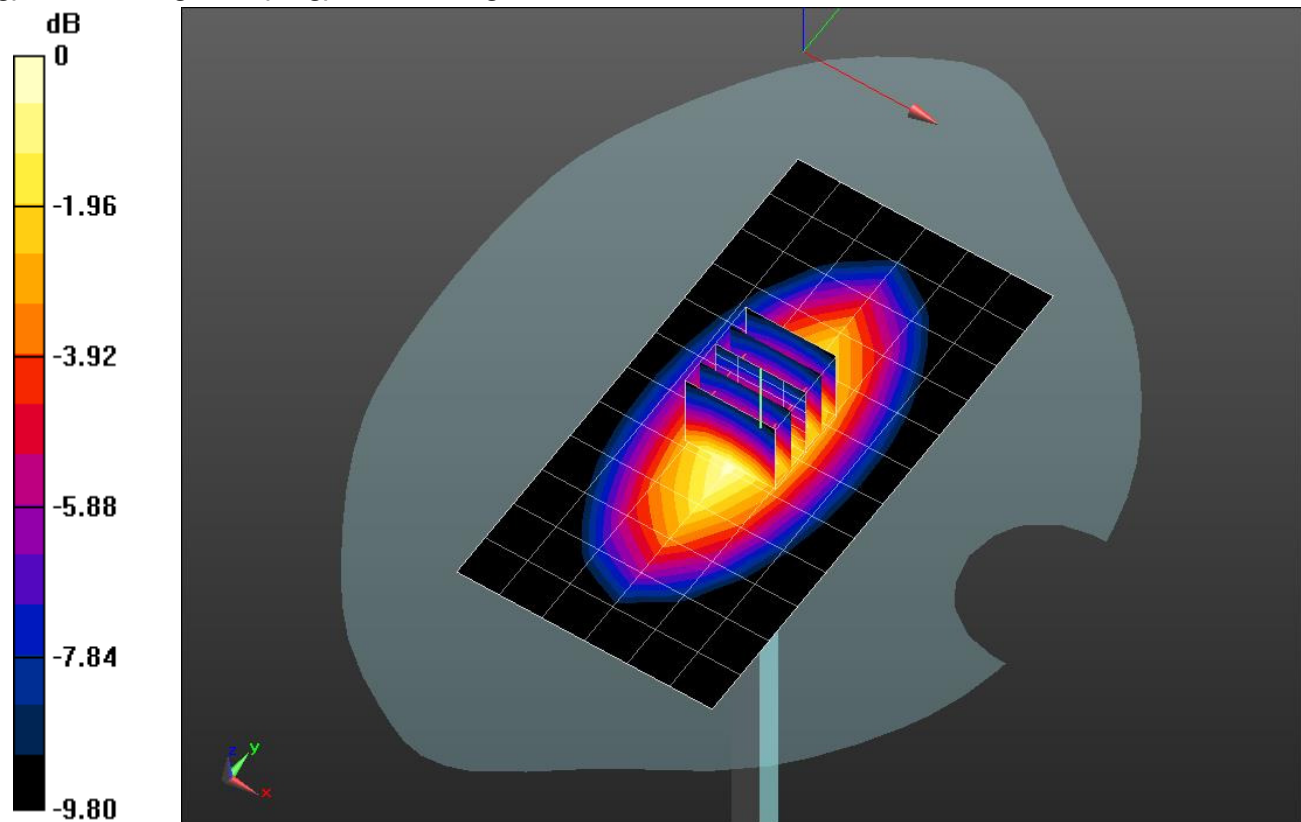
Maximum value of SAR (measured) = 1.24 W/kg

**Head/Pin=100 mW/Zoom Scan (5x5x7)/Cube 0:** Measurement grid: dx=8mm, dy=8mm, dz=5mm

Reference Value = 37.98 V/m; Power Drift = -0.05 dB

Peak SAR (extrapolated) = 1.46 W/kg

**SAR(1 g) = 0.988 W/kg; SAR(10 g) = 0.658 W/kg**

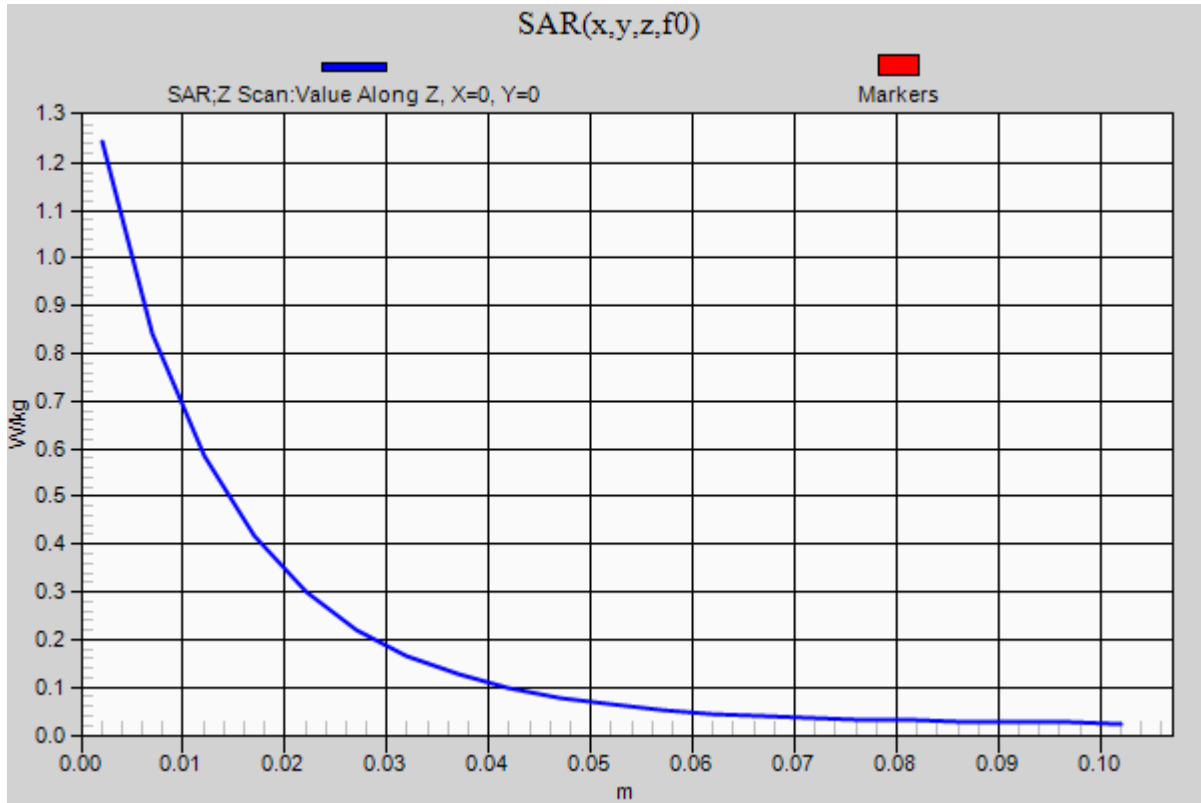


0 dB = 1.24 W/kg = 0.93 dBW/kg

### 20160622\_SystemPerformanceCheck-D835V2 SN 4d194

Frequency: 835 MHz; Duty Cycle: 1:1

**Head/Pin=100 mW/Z Scan (1x1x21):** Measurement grid: dx=20mm, dy=20mm, dz=5mm  
Maximum value of SAR (measured) = 1.24 W/kg



## 20160607\_SystemPerformanceCheck-D1900V2 SN 5d199

Frequency: 1900 MHz; Duty Cycle: 1:1; Room Ambient Temperature: 23.0°C; Liquid Temperature: 22.0°C  
 Medium parameters used:  $f = 1900 \text{ MHz}$ ;  $\sigma = 1.55 \text{ S/m}$ ;  $\epsilon_r = 52.645$ ;  $\rho = 1000 \text{ kg/m}^3$

DASY5 Configuration:

- Area Scan Setting: Find Secondary Maximum Within: 2.0 dB and with a peak SAR value greater than 0.0012W/kg
- Averaged Fast SAR: Polynomial fit
- Electronics: DAE4 Sn1494; Calibrated: 2015-11-11
- Probe: EX3DV4 - SN7313; ConvF(7.54, 7.54, 7.54); Calibrated: 2015-12-30;
- Sensor-Surface: 2mm (Mechanical Surface Detection)
- Phantom: Triple Flat Phantom 5.1C; Type: QD 000 P51 CA; Serial: 1167

**Body/Pin=100 mW/Area Scan (7x7x1):** Measurement grid: dx=15mm, dy=15mm

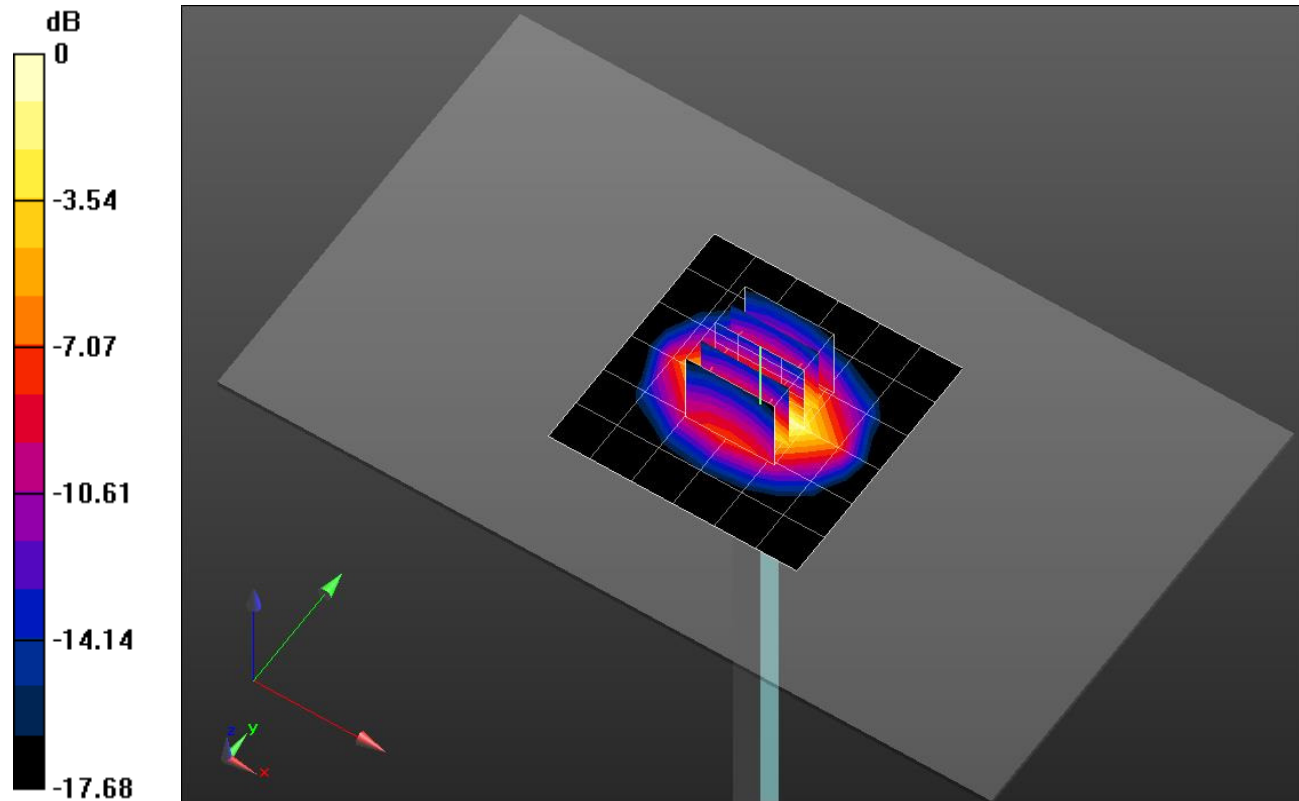
Maximum value of SAR (measured) = 5.85 W/kg

**Body/Pin=100 mW/Zoom Scan (5x5x7)/Cube 0:** Measurement grid: dx=8mm, dy=8mm, dz=5mm

Reference Value = 62.82 V/m; Power Drift = -0.03 dB

Peak SAR (extrapolated) = 7.34 W/kg

**SAR(1 g) = 4.1 W/kg; SAR(10 g) = 2.14 W/kg**



0 dB = 5.85 W/kg = 7.67 dBW/kg

### 20160607\_SystemPerformanceCheck-D1900V2 SN 5d199

Frequency: 1900 MHz; Duty Cycle: 1:1

**Body/Pin=100 mW/Z Scan (1x1x21):** Measurement grid: dx=20mm, dy=20mm, dz=5mm  
Maximum value of SAR (measured) = 5.51 W/kg

