



# DUT and SAR Set-up Photos

## Overall Dimensions 1



Overall Dimensions 2



Front View of the DUT\_1



Front View of the DUT\_2



Rear View of the DUT\_1



Rear View of the DUT\_2



## Setup Photos

Handset Vertical and Horizontal Reference Lines


Vertical  
Center Line

Horizontal  
Line




## Head Exposure Conditions


Left Touch



Left Tilt (15°)



Right Touch




Right Tilt (15°)




## Body-worn Accessory & Hotspot mode Exposure Conditions

Rear (10mm)




Front (10mm)




## Hotspot Exposure Conditions


Edge 1 (10mm)




Edge 2 (10mm)



Edge 3 (10mm)



Edge 4 (10mm)



## Antenna Dimensions & Separation Distances

① Wi-Fi / BT Ant (TX & RX)

② Main Ant (TX & RX)

- GSM 850, 1900
- WCDMA Band II, V
- LTE Band 5, 41
- GSM 900, 1800 (Non US)
- WCDMA Band 1, 8 (Non US)
- LTE Band 1,3,7,8,38,39,40 (Non US)
- TD-S Band 34, 39 (Non US)
- CDMA BC 0 (Not use US)

