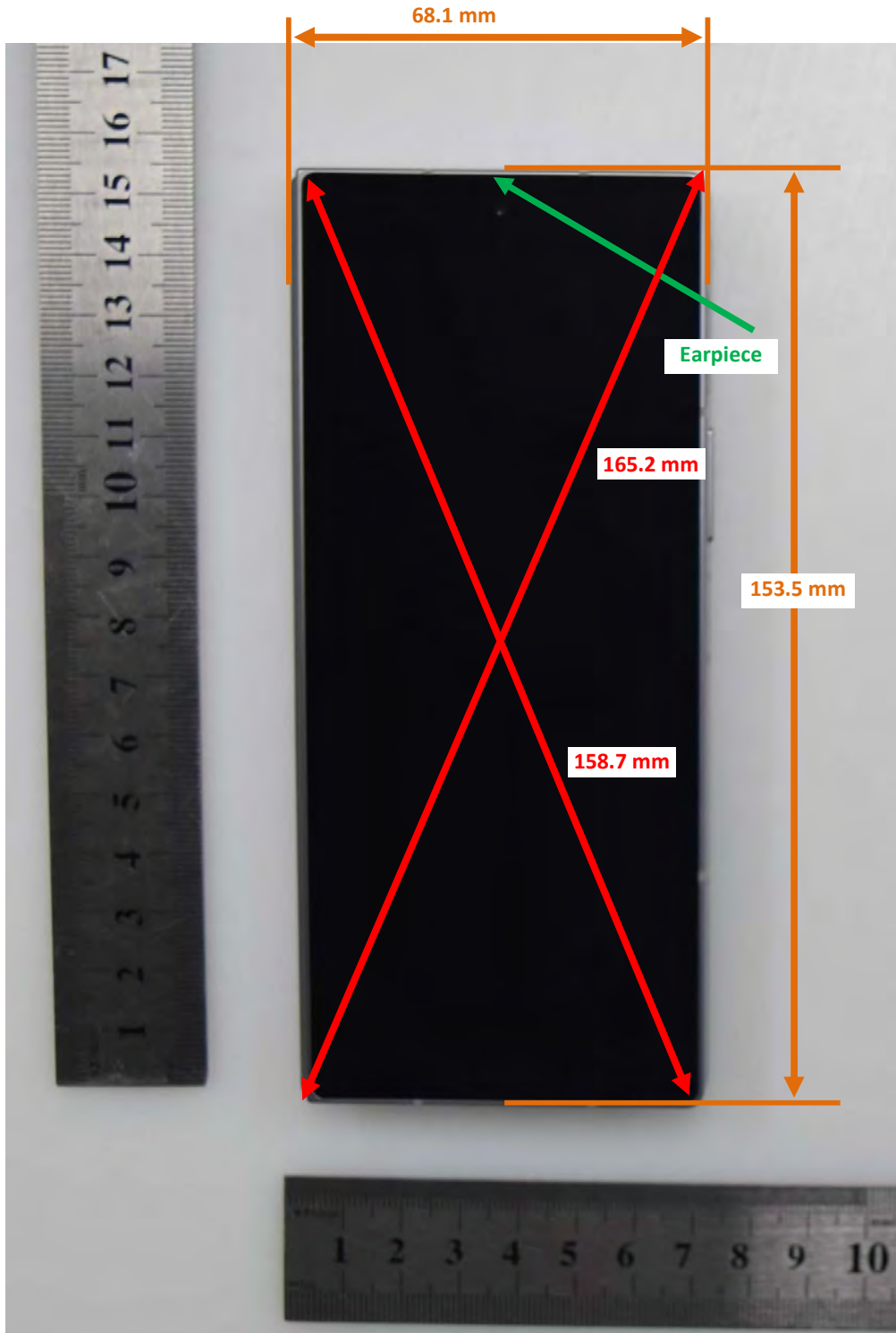



Folder Closed DUT and SAR Set-up Photos

Overall Dimensions



Folder Opened DUT and SAR Set-up Photos

Overall Dimensions



Folder Closed Front View of the DUT



Folder Closed Rear View of the DUT



Folder Opened Front View of the DUT



Folder Opened Rear View of the DUT



Folder Closed Setup Photos

Handset Vertical and Horizontal Reference Lines

Vertical
Center Line



Folder Closed Head Exposure Conditions


Left Touch



Left Tilt (15°)



Right Touch




Right Tilt (15°)




Folder Closed Body-worn Accessory & Hotspot mode Exposure Conditions

Rear 10mm




Front 10mm



Folder Closed Hotspot Exposure Conditions


Top 10mm




Left 10mm



Bottom 10mm



Right 10mm




Folder Closed Product Specific 10-g Exposure Conditions

Rear 0mm



Front 0mm



Top 0mm




Left 0mm



Bottom 0mm




Right 0mm




Folder Opened Body Exposure Conditions

Rear 10mm




Front 10mm



Top 10mm




Left 10mm



Bottom 10mm




Right 10mm




Folder Opened Extremity 10-g Exposure Conditions

Rear 0mm



Front 0mm



Top 0mm




Left 0mm



Bottom 0mm

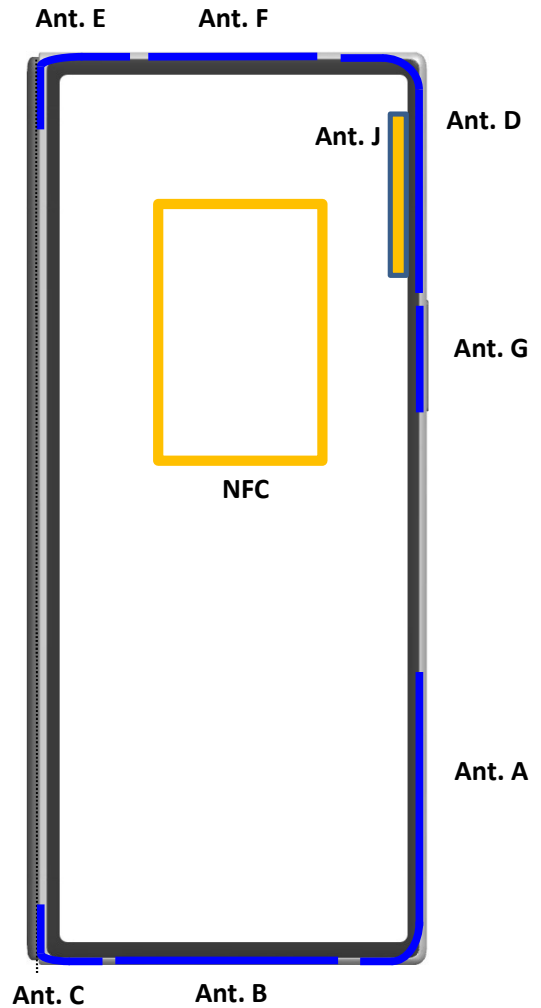


Right 0mm



Folder Closed Antenna Dimensions & Separation Distances (Front View)

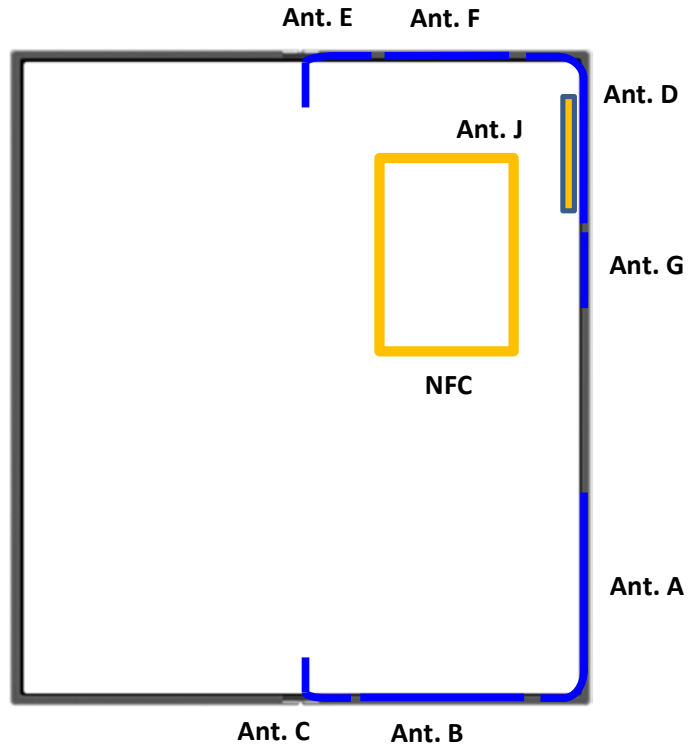
1. Ant A
 - GSM 850
 - WCDMA 5
 - LTE 5, 12, 13, 14, 26, 29, 71
 - NR n5, 12, 26,29, 71, 48(SRS3), 77(SRS3), 78(SRS3)
2. Ant B
 - GSM 1900
 - WCDMA 2, 4
 - LTE 2, 4, 7, 25, 30, 38, 41, 66
 - NR n2, 7, 25, 30, 66, 41(SRS1) ,41Switching (Voice/Data/SRS0), 70
 - AFS(A+B): GSM 850, WCDMA 5, LTE 5, 12, 13, 14, 26,29, 71, NR n5, 12, 26, 29, 71
3. Ant C
 - NR n41(SRS3), 41Switching (SRS2), 48(SRS1), 77(SRS1), 78(SRS1)
4. Ant D
 - GSM850
 - WCDMA 5
 - LTE 5, 12, 13, 14, 26, 71
 - NR n5, 12, 26, 71
 - WIFI#2 5G, 6G
5. Ant E
 - LTE 2, 4, 7, 25, 30, 38, 41, 48, 66
 - NR n2, 7, 25, 30, 38(Voice/Data/SRS0), 41(Voice/Data/SRS0), 41Switching (SRS1), 48(Voice/Data/SRS0), 66, 70, 77(Voice/Data/SRS0), 78(Voice/Data/SRS0)
6. Ant F
 - NR n48(SRS2), 77(SRS2), 78(SRS2)
 - WIFI#2 2.4G
 - BT#2
 - UWB
7. Ant G
 - NR n41(SRS2), 41Switching (SRS3)
 - WIFI#1 2.4G, 5G, 6G
 - BT#1
8. Ant J
 - NR mmW n258, 260, 261
9. NFC



Antenna		Ant. A	Ant. B	Ant. C	Ant. D	Ant. E	Ant. F	Ant. G	Ant. J	NFC
Distance between Antenna to Edges of Device (mm)	Top	115.7	153.5	143.5	0	0	0	39.3	10	16.55
	Left	48.1	19.1	0	44.5	0	23.6	64.7	62.5	16.84
	Bottom	0	0	0	115.3	143.5	153.5	93.8	120	93.85
	Right	0	19.1	48.5	0	44.2	20.5	0	3.5	27.36

Folder Opened Antenna Dimensions & Separation Distances (Front View)

1. Ant A
 - GSM 850
 - WCDMA 5
 - LTE 5, 12, 13, 14, 26, 29, 71
 - NR n5, 12, 26,29, 71, 48(SRS3), 77(SRS3), 78(SRS3)
2. Ant B
 - GSM 1900
 - WCDMA 2, 4
 - LTE 2, 4, 7, 25, 30, 38, 41, 66
 - NR n2, 7, 25, 30, 66, 41(SRS1) ,41Switching (Voice/Data/SRS0), 70
 - AFS(A+B): GSM 850, WCDMA 5, LTE 5, 12, 13, 14, 26,29, 71, NR n5, 12, 26, 29, 71
3. Ant C
 - NR n41(SRS3), 41Switchching (SRS2), 48(SRS1), 77(SRS1), 78(SRS1)
4. Ant D
 - GSM850
 - WCDMA 5
 - LTE 5, 12, 13, 14, 26, 71
 - NR n5, 12, 26, 71
 - WIFI#2 5G, 6G
5. Ant E
 - LTE 2, 4, 7, 25, 30, 38, 41, 48, 66
 - NR n2, 7, 25, 30, 38(Voice/Data/SRS0), 41(Voice/Data/SRS0), 41Switching (SRS1), 48(Voice/Data/SRS0), 66, 70, 77(Voice/Data/SRS0), 78(Voice/Data/SRS0)
6. Ant F
 - NR n48(SRS2), 77(SRS2), 78(SRS2)
 - WIFI#2 2.4G
 - BT#2
 - UWB
7. Ant G
 - NR n41(SRS2), 41Switchching (SRS3)
 - WIFI#1 2.4G, 5G, 6G
 - BT#1
8. Ant J
 - NR mmW n258, 260, 261
9. NFC



Antenna		Ant. A	Ant. B	Ant. C	Ant. D	Ant. E	Ant. F	Ant. G	Ant. J	NFC
Distance between Antenna to Edges of Device (mm)	Top	115.7	153.5	143.5	0	0	0	39.3	10	16.55
	Left	114.4	85	65.9	0	65.9	88.4	132.6	126.8	27.36
	Bottom	0	0	0	115.3	143.5	153.5	88.1	120	93.85
	Right	0	19.1	48.5	113.9	46.2	20.2	0	3.5	81.34