




Unlicensed Band Antenna Gain Test setup photo

Model : SM-F956U, SM-F956U1

FCC ID : A3LSMF956U

1) Test Setup Photos



2) Chamber Information


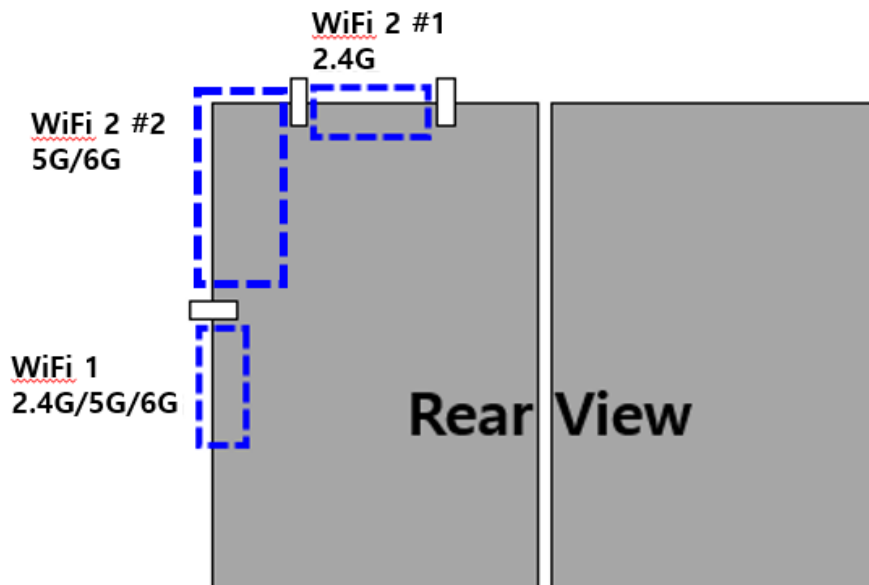


Figure 2: Geometry of Anechoic Chamber for Radiation patterns.

- ✓ Location : Samsung R&D Center R5 bld.
- ✓ Size : 4m x 2.5 x 2.5m (L x W x H)
- ✓ Frequency : 600 MHz -18GHz
- ✓ TX Antenna : 2GHz –18GHz Dual Polarization
- ✓ Quiet zone : 22cm @ 6GHz (Far-Field Length 2m)
- ✓ 2-axis DUT positioner -360°continuous rotation

3) Detail antenna description



The antennas can be seen in the internal photos.

