





1. Appendix: LICENSED BAND SETUP PHOTOS(Conducted Test)

1) CONDUCTED RF MEASUREMENT SETUP (WWAN)





2) CONDUCTED RF MEASUREMENT SETUP (WWAN Stability)





2. Appendix: LICENSED BAND SETUP PHOTOS(Radiated Test)



1) RADIATED RF MEASUREMENT SETUP (BELOW 1 GHz, include WWAN Receiver mode)





2) RADIATED RF MEASUREMENT SETUP (ABOVE 1 GHz)




3) RADIATED RF MEASUREMENT SETUP (WWAN Receiver mode)




4) RADIATED RF MEASUREMENT SETUP (Part 30)




5) CBRS




6) TAS




7) RADIATED RF MEASUREMENT SET-UP (Axis)



Open_Y AXIS PHOTO




Open_Z AXIS PHOTO




Half_Folded_X AXIS PHOTO




Half_Folded_Y AXIS PHOTO



Half_Folded_Z AXIS PHOTO




Full_Folded_X AXIS PHOTO



Full_Folded Y AXIS PHOTO




Full_Folded Z AXIS PHOTO




1) **AC LINE CONDUCTED MEASUREMENT SETUP**

AC LINE CONDUCTED FRONT TEST PHOTO



AC LINE CONDUCTED REAR TEST PHOTO



END OF TEST PHOTO